



## VRF SHRMa R32: Multi flow selector boxes

Toshiba have designed a new range of single & multi flow selector boxes as well as safety shut off valve boxes. They have been designed to increase both the flexibility of the system, but also to enable the system to comply with the requirements of IEC60335-2-40 and EN378. To enable this compliance, both the Flow Selector (F/S) and Shut Off Valve (SV) boxes have been fitted with isolation valves




Hi - Res Image 



Hi - Res Image 



Hi - Res Image 

Multi Flow Selector Unit	RBM-	Y1801FU4PE	Y1801FU8PE	Y1801FU12PE
Height x Width x Depth	mm	293 x 338 x 468	293 x 578 x 468	293 x 818 x 468
Weight	kg	22	36	50
Number of Ports		4	8	12
Max. Connectable Indoor Units per Port		10	10	10
Max. Connectable Indoor Units		40	80	120
Max. Pipe Length from Single Port	m	50	50	50
Max. Total Pipe Length from All Ports	m	120	180	180
Max. Height Difference Between Indoor Units	m	15	15	15
Power Supply	V-ph-Hz	230/240-1-50	230/240-1-50	230/240-1-50
Suggested Fused Supply	A	6	6	10

### Single Unit Connection For Flow Selector

MM*-UP***		003 to 012	015 to 018	024 to 030	036 to 056	072 to 112
Indoor Unit Side Gas Pipe	inch	3/8	1/2	5/8	5/8	7/8
Indoor Unit Side Liquid Pipe	inch	1/4	1/4	3/8	3/8	1/2
Outdoor Unit Side Suction Gas Pipe	inch	1 1/8	1 1/8	1 1/8	1 1/8	1 1/8
Outdoor Unit Side Discharge Gas Pipe	inch	7/8	7/8	7/8	7/8	7/8
Outdoor Unit Side Liquid Pipe	inch	1/2	1/2	1/2	1/2	1/2
Max. Pipe Length To Indoor Unit	m	120	120	120	180	180

### Multi Unit Connection For Flow Selector

Multi Unit Connection For Flow Selector		Below 25.6	Below 38.4	Below 38.4
Indoor unit capacity code				
Indoor Unit Side Gas Pipe	inch	5/8	5/8	5/8
Indoor Unit Side Liquid Pipe	inch	3/8	3/8	3/8
Outdoor Unit Side Suction Gas Pipe	inch	1 1/8	1 1/8	1 1/8
Outdoor Unit Side Discharge Gas Pipe	inch	7/8	7/8	7/8
Outdoor Unit Side Liquid Pipe	inch	1/2	1/2	1/2
Max. Total Pipe Length	m	120	180	180
Max. Height Difference Between Indoor Units	m	15	15	15

\*All [Accessories / Controls](#)

Related items - **Y180FU4PE:**

- [Full specification](#)
- [BIM files](#)
- [CAD files](#)
- [Dimensional drawing](#)
- [Wiring diagram](#)
- [Installation manual](#)

Related items - **Y1801FU8PE:**

- [Full specification](#)
- [BIM files](#)
- [CAD files](#)
- [Dimensional drawing](#)
- [Wiring diagram](#)
- [Installation manual](#)

Related items - **Y1801FU12PE:**

- [Full specification](#)
- [BIM files](#)
- [CAD files](#)
- [Dimensional drawing](#)
- [Wiring diagram](#)
- [Installation manual](#)

