The Fujitsu logo, featuring a stylized infinity symbol above the word "FUJITSU" in a bold, black, serif font.

AIR CONDITIONING

Product Catalogue 2024

The logo for Cool Designs Ltd (CDL). It features the letters "CDL" in a bold, blue, sans-serif font. A stylized blue and red swoosh or wave graphic is positioned behind the letters. Below "CDL" is the text "Cool Designs Ltd" in a smaller, blue, sans-serif font.

AIRSTAGE

The FUJITSU GENERAL Way

Our mission

Living together for our future

Through innovation and technology, we deliver a brighter future with peace of mind to our customers and societies around the world.

Our philosophy

Act spontaneously

We embrace new challenges by investing in ourselves for personal growth, and through continuous creativity with a spontaneous attitude.

Develop our team

We respect and value our people, and optimize their abilities through fostering culture and diversity, and utilizing a collaborative effort focused on communication.

Value integrity

To achieve our goals, we always act with integrity and shared ethics.



CONTENTS

004 OUR MESSAGE

- 006 Sustainable
- 008 Cleanliness
- 009 Control
- 010 Future

012 2024 New Products

016 SOLUTIONS

- 018 Comfort Club
- 019 Training Facilities
- 020 HVAC System design Support Tool
- 022 Quick Service & Maintenance
- 023 Mobile Technician App
- 023 VRF Service Tool
- 024 AIRSTAGE Service Monitor Tool

PRODUCT LINEUP

SPLIT & MULTI-SPLIT

VRF

VENTILATION

CONTROL SYSTEM & OPTIONAL PARTS

SUPPORT

- Sp-269 Mobile Technician app
- Sp-270 Commissioning, Troubleshooting & Fault Finding
- Sp-271 Technical Solutions
- Sp-271 VRF Strip & Rebuild

OUR MESSAGE





for Sustainable



for Cleanliness



for Future

Innovation
and
Globalization



for Comfort



for Control



for Design

We create comfortable lives for people around the world with "made-in-Japan quality" and innovative manufacturing.



History



Worldwide locations



Global business activities



Project references



Global development & Production bases



High-quality development & Production facilities



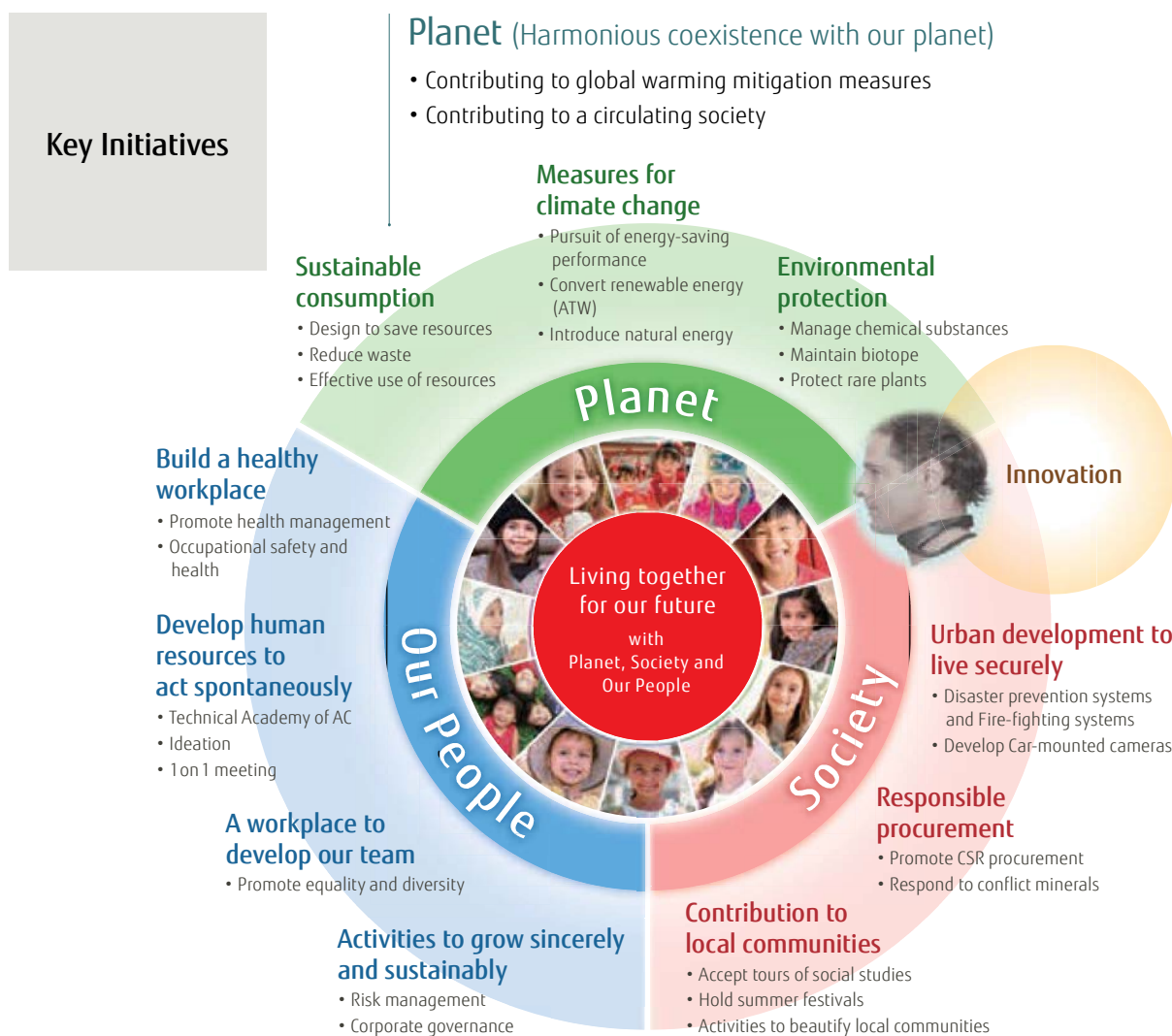
Sustainable

Sustainable management

We see the challenge of expanding our business by contributing to the realization of a sustainable society as a core element of our growth strategy, and we are working on "sustainable management," based on the three pillars of "harmonious coexistence with our planet," "social contribution," and "care for employees."

Basic policy on sustainable management

The sustainable development goals (SDGs) of the UN will drive business creation in the coming years. The key principle of the SDGs, "Leave no one behind," is synonymous with our own corporate philosophy of "Living together for our future." The promotion of sustainable management is carried out from a medium- to long-term perspective, with a promise to shape a sustainable society for the children and society of the future. We will pursue business growth by accelerating this transformation.



Our People (Care for employees)

- Strategic implementation of health and productivity management
- Creating flexible work styles under COVID-19
- Enhancing human resource development

Society (Social contribution)

Fostering innovation to address social issues (Providing a healthy, clean, and safe society and environment)



Cleanliness

Think about air quality

Fresh air is essential for comfortable air conditioning. Fujitsu General offers a wide range of air conditioning products with air purification functions, such as ventilation systems equipped with high-performance filters and heat exchangers.

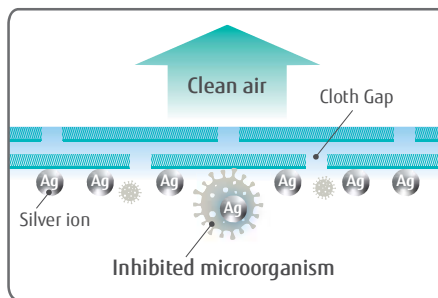


Collecting dust particles to clean the air



Silver Ion Filter

The Silver ion filter helps to keep indoor air free from viruses, bacteria and molds. Notice: Not a result of experiments in an actual use environment. Silver ion filter inhibits activity or growth of microorganism, but do not prevent infection.





Control

Operation from anywhere

Using the Internet of Things (IoT), Fujitsu General is actively providing services that allow users to control their air conditioners from their smartphones. We are also expanding our open co-creation activities with external partners to deepen the development of new functions and services using IoT and artificial intelligence (AI) to develop safe and convenient air conditioners.



User-friendly screen display enables easy operation.

With the WLAN adapter and the AIRSTAGE Mobile app, you can control the heating and cooling of your home anytime, anywhere.



Future

The green refrigerant

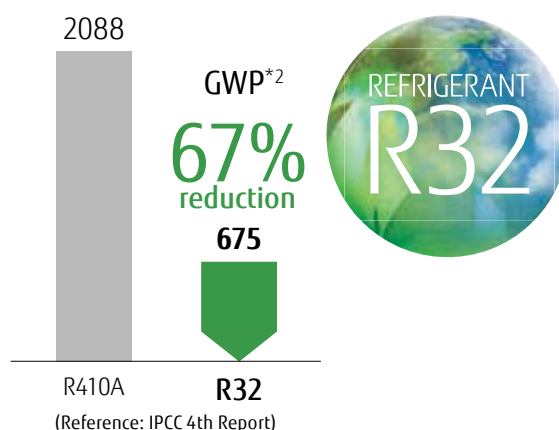
Throughout our research and development process, we are constantly striving to create products that we can be proud of in the future. The technologies we have cultivated through these efforts are incorporated into our environmentally friendly products, and are recognized in the European market, which has extremely strict environmental regulations.

R32 refrigerant with reduced global warming potential

- **Zero** Ozone Depletion Potential (ODP*)
- High environmental properties
- High performance
- Economically efficient

*1 **ODP (Ozone Depleting Potential)**: a relative value that indicates the impact per unit weight of ozone-depleting substances released into the atmosphere when CFC-11 (trichlorofluoromethane, CCl3F) is fixed at 1.0

*2 **GWP (Global Warming Potential)**: a measurement that indicates how much other greenhouse gases are capable of warming the Earth based on carbon dioxide. This is the integrated value of radiant energy given to the Earth (i.e., the estimated impact on global warming) expressed as a ratio to CO₂.



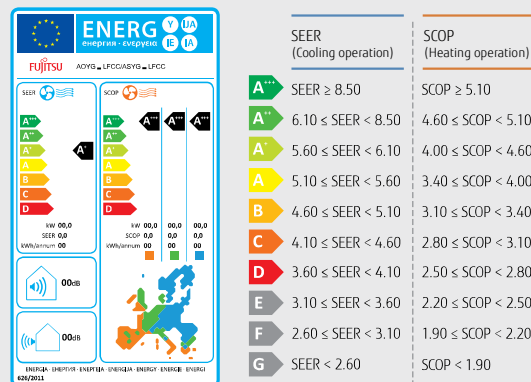
Low GWP to a wide range of projects

We are continuously working to develop products that use R32 refrigerant and have R32 products in all product categories in our lineup (Split, Multi-Split, VRF, and ATW). This allows us to realize environmentally and regulatory friendly system designs for a wide range of projects from residential to light commercial.



New energy labelling requirement 626/2011/EU

Our air conditioners have reached the **"Class A+++"** ranking, the highest energy efficiency level that is now shown on energy labels in Europe.



Fujitsu General's Environmental Vision

Medium-Term Environmental Plan: Target and Measure

	Target	Measure
Reduction of Our Own Environmental Impact Achieve	<p>Achieve carbon neutrality by FY2025</p> <p>[Old Target] Greenhouse gas emissions from our Group's business activities: Completely eliminate by FY2030</p>	<ol style="list-style-type: none"> 1. Renewable energy conversion: Existing plants (by FY2023) 2. Renewable energy conversion: All Group companies (by FY2025) → Achieved 1 and 2 ahead of schedule (April 2022) 3. Shift to use of renewable energy for all other energy used (by FY2025)
Through Our Supply Network	Reduction of 30% for total greenhouse gas emissions through our supply Network by FY2035 (vs. FY2018)	<ul style="list-style-type: none"> • Promotion of green electricity use by our suppliers • Reduction of material consumption and product weight
For our Customers and Society	Reduce greenhouse gas emissions from the use of our products. Reduction of 30% by FY2030 (vs. FY2013)	<ul style="list-style-type: none"> • Replace constant-speed A/C with inverter A/C (India and Middle East) • Enhance energy efficiency



Split, Wall-mounted type
Built-in W-LAN adapter models



ECO Range
Compact Size (Cooling-enhanced type)

S-046-047

- 9-12 classes, 2 models
- Elegant & smart square design
- High energy saving
- Comfortable airflow & Quiet operation
- Smart device control
- Easy access to the flare pipe connection

2024 New Products



SPLIT



MULTI-SPLIT



Wall-mounted type Built-in W-LAN adapter models

Designer Range, Standard Range

S-034, 038 M-082


- Improved energy efficiency from the current products
- 7-14 classes, 8 models
- High energy saving
- Built-in WLAN adapter
- Comfortable airflow & Quiet operation
- Easy access to the flare pipe connection



KG Series Designer Range
High Spec & Design



KM Series Standard Range
High-Efficiency & Comfort



Smart Device control

You need to install the "AIRSTAGE Mobile" app on your smart device in order to control the air conditioner.

ECO+ Range

S-044-045 M-083

- 5-12 classes, 4 models *5 class only for multi-split
- Elegant & smart square design
- High energy saving
- Comfortable airflow & Quiet operation
- Built-in WLAN adapter
- Easy access to the flare pipe connection

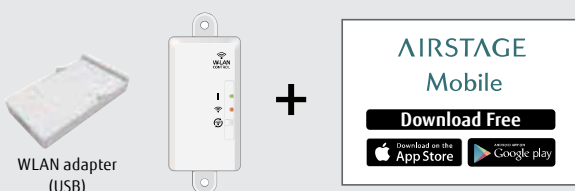


KN Series ECO+ Range
Compact Size



Operated by smart speaker

Simply talk to the smart speaker to operate the air conditioner and check its operating status while doing other things.



With the WLAN adapter and the AIRSTAGE Mobile app, you can control the heating and cooling of your home anytime, anywhere.





VRF

VRF J-VS

Heat Pump for Small-capacity type

Outdoor unit

V-122-125

- **Sustainable:** R32 refrigerant with reduced global warming potential
- **Saving CO2:** Top class high energy saving
- **Small Body:** Easy carriage and installation
- **Situational Piping Design:** Long pipe length, Up to 13 indoor units* can be connected
- **Sightliness installation:** External static pressure, cooling piping system

*: 6 HP model




Indoor unit

V-156-163

- 4 - 24 classes, 3 type, 34 models
- Compact & Slim design
- Flexible installation



Compact Cassette



Low Static Pressure Duct
Slim Duct/Slim Concealed Floor



Wall-mounted type



CONTROL SYSTEM

Wired remote controller

Design type

C-218-219

- Harmonizes with the Installation Space
- Intuitive operation
- Status LED Colors
- Refrigerant cycle monitor
- Logo Display
- AIRSTAGE Remo Set application (free download)
- Initial Settings / Indoor Unit Function





SUPPORT

AIRSTAGE Service Monitor Tool

for Single-split, Multi-split, Air to water

024-025

- Improved work efficiency
- Bluetooth communication
- Compact and lightweight design
- New application with simple design
- Refrigerant cycle graph display

UYI-ASSXZ1



AIRSTAGE Service Monitor Tool

*Android only.
You need to install the "AIRSTAGE Service Monitor Tool" app on your smart device.



Introducing Fujitsu's Applied Product Range

Chillers



Heat Pumps



Close Control



Fujitsu have expanded our offering to include a wide range of Applied Products to suit large scale applications from Offices to Datacentres to Warehouses

Please contact your Fujitsu Sales representative for more information and further details





COMFORTCLUB

2%

**Giving you 2% back on qualifying product purchases,
which can be redeemed for vouchers or other great items on
the Fujitsu Shop website.**

Contact your preferred Supplier
to become a Comfort Club Member today,
Or visit our website for more information.

www.fujitsu-general.com/uk/comfortclub



**Use the QR code to go straight to the comfort club
page on our website**



Training facilities



- | | |
|---|---|
|  Glasgow |  Midlands |
|  Belfast |  London |
|  Dublin |  Eastleigh |
|  Leeds |  Bath |

At Fujitsu we believe the best approach to training is to be trained by experienced field engineers that have many years in both, industry and product knowledge. We also believe working on installed and operational systems to be the best way to learn. Our practical exercises allows the engineer to develop their installation and commissioning skills, and, diagnosing faults by working on operational systems.

Our software design courses are presented by one of our own inhouse specifications engineers. We encourage our customers to bring along their own PC and a project, so at the end of the day the customer would have installed the design and selection software, and have documents ready to provide to their customers.

Our nationwide training centres are continually being updated to include the latest technology found in the market today. All our training centres have systems that have been professionally installed and are fully operational.

Our Training Centres include the following equipment:

- Mini, Midi & Maxi VRF
- Heat Recovery VRF
- DX Solutions
- Splits & Multi-Splits
- Design & Service Software
- Central & BMS Controls
- Heat Recovery Ventilation

We fully understand that having engineers off the road to attend training can be costly to your business, but on the other hand it is essential. With the correct installation, service, and maintenance training, your customers will have an efficient and reliable product.

We have designed our courses and selected our training centres with the customer in mind, they are easy to access from either the motorway network or public transport, and, are all completed in a single day, Please contact us for more information on training courses, locations, nearby hotels, parking and public transport.

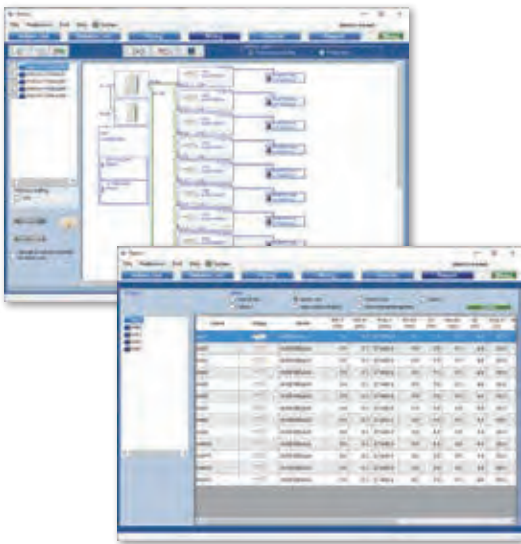
HVAC system design Support tool

Put the charts and pens away and design your projects on a computer using the Design simulator. Everything from selecting indoor and outdoor units, allocating controls and optional parts through to designing the piping and wiring systems is made easier using the program's built-in features.

Once the project design is complete, the Export function makes it easy to generate material lists, product specifications, and refrigerant calculations, and more. You can also export in Word, Excel, and Acrobat formats, as well as group CAD data related to your project.



Design simulator



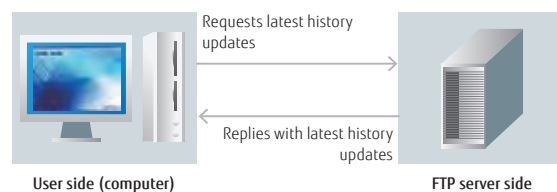
Outputs in the format that matches the application

You can export your project information in a number of industry standard file formats.

- Word format (rtf) (doc)
- Excel format (csv)
- Acrobat format (pdf)
- 2D CAD data (DXF)

Automatically create model selection information

- The required performance, type, and temperature conditions for each indoor unit are entered and then dragged and dropped onto the outdoor unit to automatically set each unit.
- Creates piping and wiring diagrams automatically to facilitate branching, grouping, and option settings.
- The additional refrigerant charging is automatically calculated when the pipe length is entered.
- Easy configuration of remote controller groups, central controller, and converters.
- The equipment list including the equipment information is created automatically.



Update your Design simulator

The database can be updated easily online with the AutoUpdate function using FTP.



BIM

Building information modeling



BIM files of Fujitsu General's products are available on BIMobject®

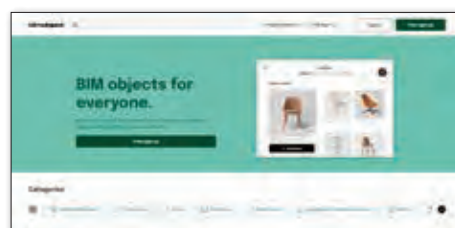
Fujitsu General is releasing BIM files of our products on the BIMobject® website BIMobject.com.

Outline of BIMobject®

BIMobject® is a game changer for the construction industry, offering development, maintenance, and syndication of objects on the world's largest BIM platform.

About BIM files

- BIM files can be viewed in Autodesk Revit® 2018 version or later.
- In each BIM file, the location of the connectors for the refrigerant and drain pipe is different.
- Each BIM file includes several family types.
- A catalog and specification sheet is available in Revit file format for each product.



RFA (Revit data)

A data format available for BIM-designed projects

Data content

- Shape (Size)
- Drain direction
- Pipe direction
- Power supply location
- It contains information about the above specifications.



Type catalog with product specifications



DWG

a standard data format used for Autodesk products




DXF

Intermediate data commonly available in CAD products

Data content

- Shape (Size)



*To learn more about how to use BIM files, refer to the instructional video on each product page. youtu.be/wfL-hwFQ7dM

Quick service & maintenance

In the unlikely event that a problem should occur with the unit or system, a wide variety of support tools are available to assist with prompt service and maintenance anytime, anywhere, including error code displays on the product, service tools to check the detailed status of the entire system, and remote monitoring tools using the internet.




Easy maintenance & monitoring

Designed for easy maintenance

The operating status of the air conditioner and detailed trouble conditions are displayed on the 7-segment indicator lamp on the outdoor unit printed circuit board (PCB) and on the screen of the remote controller. Check the status of the unit quickly for a prompt response.

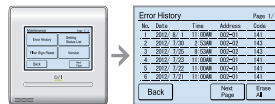
- Display the operation mode at the time.
- Discharge temperature and pressure
- Compressor operation status
- "Address/Type/Number" of the outdoor unit
- Error code

7-segment indicator lamp



Wired remote controller (with touch panel)

Error status/Error history



System number

001: Controller

002: Indoor unit

Error code

002

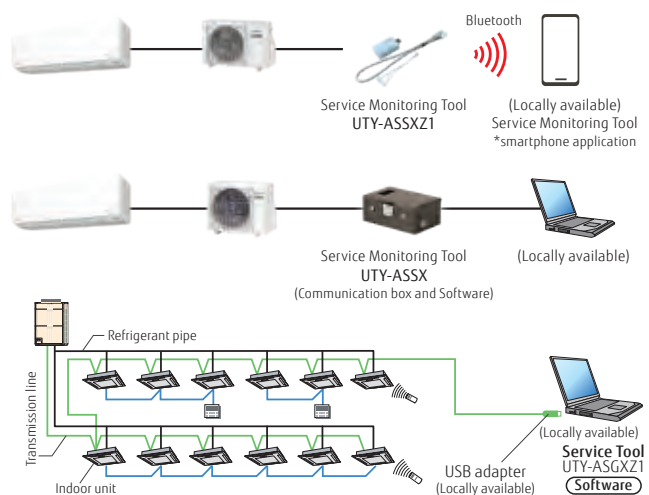
42

Unit number

Error diagnosis by Service tool

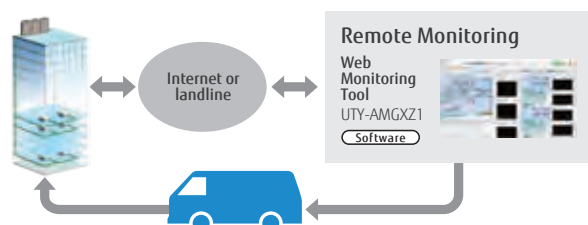
Connect Service tool to check the status details of units, from single split to VRF, on a computer screen. Check the errors quickly for prompt countermeasures.

- Operating status/control
- Monitoring operating conditions
- Monitoring sensor data
- Indicating trend graphs
- Error history
- Indicating refrigerant circuit diagrams (for VRF)



Remote monitoring

VRF system operating status and trouble status details can be monitored remotely at any time via the internet. Prompt coordination is available with service personnel.






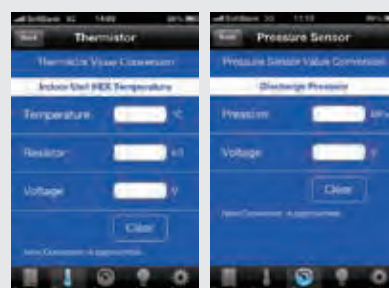
Mobile troubleshooting App for iOS and Android™ devices

We will release an App for troubleshooting tools for iPhone, iPod touch and other Apple devices, and Android products for Fujitsu General air conditioners (Room air conditioner/ Packaged air conditioners VRF and ATW, "AIRSTAGE Mobile", and R32 calculation of allowable refrigerant capacity)

Use Error Code Check, Troubleshooting, and Sensor Check to understand the status of your air conditioner.



Mobile Technician **FREE**



Service monitoring tool for VRF

Extensive monitoring and analysis functions that make installation and maintenance easier



- The operation status of the system can be monitored and analyzed to detect any malfunctions.
- Data on the operation status of the system can be stored on a computer to allow for remote access.
- Up to 400 indoor units in a single VRF network system can be controlled and monitored for a large building or hotel.
- This software can be connected to any point of transmission line with a USB adapter (locally available).

Trend charts

Previous-generation application could display only 3 sets of data from sensors. However, the current generation of the service tool displays multiple charts simultaneously so that refrigeration cycles can be monitored and checked in greater detail.



	UTY-ASGXZ1
Compatible device	Microsoft® Windows® 10 Pro or higher
Unit List Price	796

NEW **AIRSTAGE Service Monitor Tool** for Single-split, Multi-split, Air to water
 UTY-ASSXZ1



Improved work efficiency

AIRSTAGE Service Monitor Tool can diagnose the cause of the error for a wide range of products. It makes maintenance or service support faster and can also reduce the number of visits and maintenance costs.


*The values in the pictures are examples.

Bluetooth communication

AIRSTAGE Service Monitor Tool can diagnose by the smart device*1 and reduce the working time compared with diagnosis by PC. No need to connect a PC makes diagnosis easier even in narrow spaces.

Compact and lightweight design

New model is easy to carry by compact and lightweight design. The service personnel can visit the maintenance site with small luggage.



*1 Android only.
 You need to install the "AIRSTAGE Service Monitor Tool" app on your smart device.



New application with simple design

New application for smart devices has been released. The stylish design makes the application easy to use for everyone.



AIRSTAGE Service Monitor Tool



Refrigerant cycle diagram display



The operating status can be displayed with a simple, clear diagram*2 on the smart device. It reduces the time for diagnosis and makes diagnosis easier. It can complement abundant experience and advanced knowledge of refrigerant cycle. This shortens the training time for service personnel.

*2 list and graph displays are also available



*The values in the pictures are examples.

Function List

		UTY-ASSXZ1	UTY-ASSX	
				
Product specification	Installation	Outdoor unit PCB	Outdoor unit PCB	
	Communication	Bluetooth	Wired	
Support product type	Split	●	●	
	Multi-split	●	●	
	ATW	●	●	
	VRF	—	—	
Function	Product distinction	●	●	
	Signal-type distinction	●	●	
	Operating status display	List	●	●
		Graph	●	●
		Refrigerant cycle diagram	●	—
	Adapter firmware update	●	—	
	Adapter status monitoring	●	—	
Input and output of history data	●	●		

Specifications

	UTY-ASSXZ1	UTY-ASSX
Dimensions (H x W x D) (mm)	20 x 35 x 60 (adapter)	60 x 160 x 160
Communication cable (cm)	60	—
Weight (g)	25 (adapter)	500
Communication method	Bluetooth 5.3	USB
Max. communication distance (m)	10*3	—
Compatible device	Android 8.0 or above	Microsoft® Windows® 10 or higher
Unit List Price	TBC	303

*3 Depends on the environment



Light Commercial & Residential SPLIT

- S-028 Indoor Units Lineup
- S-033 Features Explanation



Refrigerant R32 models

Wall-mounted type - Built in W-LAN adapter model

- S-034 Designer Range
 - High Spec & Design
 - Cool Beauty Design
- S-038 Standard Range - High-Efficiency & Comfort
- S-044 ECO+ Range - Compact Size

Wall-mounted type

- S-040 Standard Range - High-Efficiency & Large Rooms
- S-046 ECO Range
 - Compact Size
 - Comfort for Large Rooms

Cassette

- S-050 Compact 4-way Flow Range - Compact Size
- S-052 Circular Flow Range - Comfort for Large Rooms

Duct

- S-054 Slim Duct - Slim Design
- S-056 Medium Static Pressure Duct
 - Compact Size
 - Standard
- S-062 High Static Pressure Duct

Floor, Ceiling

- S-068 Floor - Compact Size
- S-070 Ceiling



Refrigerant R410A models

























Duct

- S-064 High Static Pressure Duct
- S-066 Big Duct





Indoor Units Lineup

Type	Range	Refrigerant	Model	Class		
				7	9	12
Wall-mounted type Built in WLAN adapter model	Designer Range High Spec & Design	 Cooling & Heating	 NEW 	ASEH07KGTG	ASEH09KGTG	ASEH12KGTG
	Designer Range Cool Beauty Design	 Cooling & Heating	 	ASEG07KETF ASEG07KETF-B	ASEG09KETF ASEG09KETF-B	ASEG12KETF ASEG12KETF-B
	Standard Range High-Efficiency & Comfort	 Cooling & Heating	 NEW 	ASEH07KMCG	ASEH09KMCG	ASEH12KMCG
	ECO+ Range Compact Size	 Cooling & Heating	 NEW 	ASEH07KNCA	ASEH09KNCA	ASEH12KNCA
Wall-mounted type	Standard Range High-Efficiency & Large Rooms	 Cooling & Heating	 			
	Standard Range High-Efficiency & Large Rooms	 Cooling & Heating	 			
	ECO Range Compact Size	 Cooling & Heating	 NEW 		ASEH09KLTA	ASEH12KLTA
	ECO Range Comfort for Large Rooms	 Cooling & Heating	 			



FUJITSU GENERAL (Euro) GmbH participates in the ECP program for AC. Check ongoing validity of certificate: www.eurovent-certification.com

Class										
14	18	22	24	30	36	45	54	60	72	90
ASEH14KGTG										
ASEG14KETF ASEG14KETF-B										
ASEH14KMCG										
	ASEG18KMTE		ASEG24KMTE							
				ASEH30KMTB	ASEH36KMTB					
	ASEG18KLCA		ASEG24KLCA							

SPLIT

Indoor Units Lineup

Type	Range	Refrigerant	Model	Class		
				7	9	12
Cassette	Compact 4-way Flow Range Compact Size	 Cooling & Heating			AUXG09KVLA	AUXG12KVLA
	Circular Flow Range Comfort for Large Rooms	 Cooling & Heating	 18/22/24 30/36/45/54			
Duct	Slim Duct	 Cooling & Heating	 09/12/14 18		ARXG09KLLAP	ARXG12KLLAP
	Medium Static Pressure Duct Compact Size	 Cooling & Heating	 12/14 18/22/24/30 36/45/54			ARXG12KHTAP
	Medium Static Pressure Duct Standard	 Cooling & Heating				
	High Static Pressure Duct	 Cooling & Heating				
		 Cooling & Heating				
Big Duct	 Cooling & Heating					
Floor Compact & Comfort	 Cooling & Heating				AGEG09KVCA	AGEG12KVCA
Ceiling	 Cooling & Heating	 18/22 24/30 36/45/54				



FUJITSU GENERAL (Euro) GmbH participates in the ECP program for AC. Check ongoing validity of certificate: www.eurovent-certification.com

Class										
14	18	22	24	30	36	45	54	60	72	90
AUXG14KVLA	AUXG18KVLA	AUXG22KVLA	AUXG24KVLA							
	AUXG18KRLB	AUXG22KRLB	AUXG24KRLB	AUXG30KRLB	AUXG36KRLB	AUXG45KRLB	AUXG54KRLB			
ARXG14KLLAP	ARXG18KLLAP									
ARXG14KHTAP	ARXG18KHTAP	ARXG22KHTAP	ARXG24KHTAP	ARXG30KHTAP	ARXG36KHTAP	ARXG45KHTAP	ARXG54KHTAP			
		ARXG22KMLB	ARXG24KMLA	ARXG30KMLA	ARXG36KMLA	ARXG45KMLA				
						ARXG45KHTB	ARXG54KHTB			
								ARYG60LHTA		
									ARYG72LHTA	ARYG90LHTA
AGEG14KVCA										
	ABEG18KRTA	ABEG22KRTA	ABEG24KRTA	ABEG30KRTA	ABEG36KRTA	ABEG45KRTA	ABEG54KRTA			

SPLIT

Features

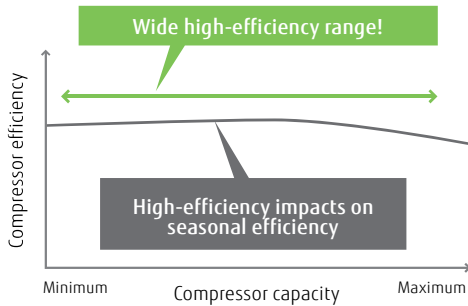
High-Efficiency

All DC Inverter Technology



DC twin-rotary compressor

A high-efficiency 2-cylinder rotary compressor with a DC inverter optimizes the internal structure of the compressor to achieve higher energy efficiency compared to similar compressors.



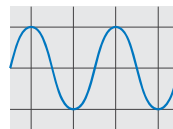
DC fan motor

The DC fan motor produces high power, a wide operating range, and high-efficiency.



Sine-wave DC inverter control

High-efficiency operation is realized by using sine-wave DC inverter control.



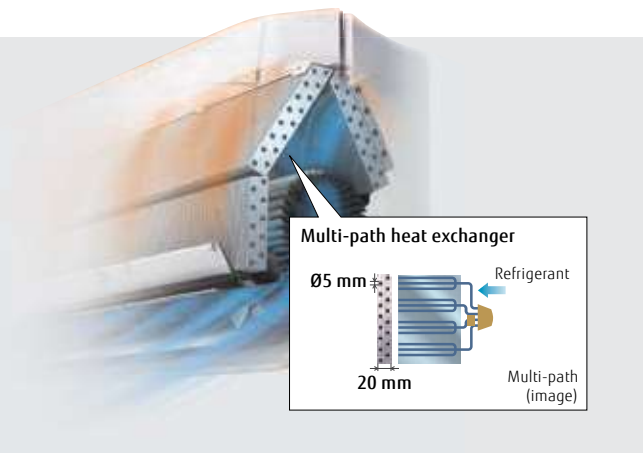
Heat Exchanger for Wall-mounted type

High-density multipath heat exchanger

Thinner and denser heat exchangers and multipath efficiency technology have substantially improved heat exchange performance.

High-performance sub-cool heat exchanger

A counter-type bypass circuit has been incorporated to achieve a higher performance. (Large multi-split type, VRF)



Feature Explanation

Energy-Saving Features



Save Human sensor

The Human sensor detects the movement of people in the room and determines whether to switch to energy saving operation.



Setting temperature range limitation

Sets the minimum and maximum limits on room temperature to establish the right balance between energy saving and a comfortable environment.



Human sensor control

The Human sensor (option) detects movement of people in the room and decides whether to save energy or stop the unit.



Set temperature auto return

The setting temperature automatically returns to the previously set temperature.



Economy operation

The thermostat setting is adjusted automatically according to the room temperature to avoid unnecessary cooling or heating.

Features for Comfort



Power diffuser

An additional louver that opens based on input from monitoring sensors to quickly enhance immediate comfort needs.



Outdoor unit low noise operation

The noise level of the outdoor unit can be selected.



Double swing automatic

Complex swing action of the louver enables automatic swing in both the left/right and up/down directions.



Connectable fresh air duct

Outside air can be introduced by attaching a locally purchased duct to the fresh air knockout and an optional part.



Individual airflow direction control

Each louver of a 4-way Cassette type can be controlled individually to provide comfortable airflow.



Powerful operation

Operation at maximum air flow and compressor speed, that quickly makes the room comfortable.



Auto changeover

The unit automatically switches between heating and cooling modes based on the temperature setting and the room temperature.



Automatic fan speed

A micro-computer automatically adjusts the airflow to follow the changes in room temperature.



Fresh air intake

Fresh air can be taken in by a fan connected to an external control unit.



10°C Heat

The room temperature can be set to go no lower than 10°C, thus ensuring that the room does not get too cold when not occupied.



UP/DOWN swing louver

The vertical louver automatically swings up and down.



Auto restart

In the event of a temporary power failure, the air conditioner will automatically restart in the same operating mode as before, once the power supply is restored.



Connectable distributing duct

Locally purchased branch ducts can be attached to the systems to distribute the airflow.

Convenience Features



Auto-off timer

Automatically stops operation when a fixed time has elapsed from the start of operation.



Weekly timer

Different ON-OFF times can be set for each day.



External error output



Multi System Control

Operation using "Lead Lag Operation", "Back up operation", "Lag Operation" is possible. (Page C-011)



Sleep timer

A micro-computer gradually changes the room temperature automatically to promote a comfortable night's sleep.



Weekly & Temperature setback timer

Weekly & Temperature setback timer can set the temperature for 2-time spans and for each day of the week.



External ON/OFF input



Special Cooling

"Special Cooling" is a function that supports the operation of "Multi System Control".



Program timer

This digital timer allows selection of one of four options: ON, OFF, ON + OFF, or OFF + ON.



Filter sign

Indicates the filter cleaning period by blinking.



Wireless LAN control

The optional WLAN adapter enables the air conditioner to be operated by smartphone or tablet PC from outside the home.

Clean Features



Ion deodorization filter

The filter deodorizes by powerfully decomposing absorbed odors using the oxidizing and reducing effects of ions generated by an ultra-fine-particle ceramic.



Washable panel

Since the front panel is easy to remove, maintenance is also easy.



Apple-catechin filter

The Apple-catechin filter uses static electricity to clean fine particles and dust from the air.



Silver Ion Filter

The Silver ion filter helps to keep indoor air free from viruses, bacteria and molds.



Long-life filter

Installation / Support



Automatic airflow adjustment

Automatically detects required airflow in each application case and adjusts the volume.



Drain pump as standard



Blue fin



Refrigerant cycle monitor

The values of each sensor and actuator can be displayed, and the status of the refrigeration cycle can be checked.



All DC models

NEW

Wall-mounted type

Built-in WLAN adapter model
Designer Range
High Spec & Design



High energy saving

Top class high efficiency is achieved by high efficient lambda-shaped heat exchanger, large cross flow fan and new refrigerant.




*07/09/12 models

SEER **9.80***

*07 model

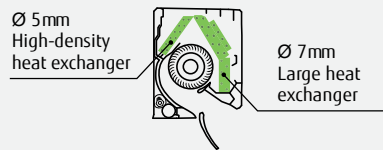
SCOP **5.20***

*07/09/12 models



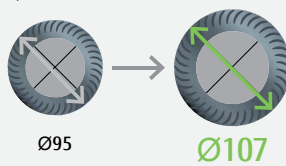
Hybrid-heat exchanger

The large hybrid heat exchanger has greatly improved the heat exchange efficiency to achieve top-level SEER and SCOP.




Ø107 Large cross-flow fan

The large-diameter fan generates air volume efficiently even at reduced power.



Human sensor

The Human sensor monitors the movements of people in a room and operates the air conditioner at a lower capacity when people leave the room. When people come back to the room, it automatically returns to the previous operating mode.



Comfortable airflow & Quiet operation

The large louver and the new air-blowing structure create a comfortable air flow that spreads all the way down to the user's feet with quiet operation.



Quiet & Comfort

19 dB(A)


(07/09/12 models)

Cooling only

Smart device control

A WLAN adapter is included as standard equipment. By installing the AIRSTAGE mobile app on your smart device, you can check and control the operating status of the air conditioner from anywhere indoors or outdoors.

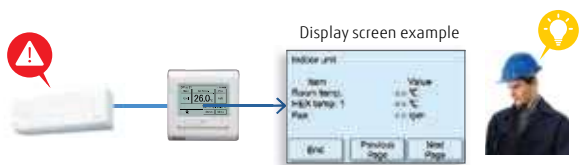
* See page G-020 for details on smart device control.



Refrigerant cycle monitor (Option)

Wired Remote Controller (Touch Panel) will support to display some sensor values for maintenance and service support.

*Wired remote controller (UTY-RNRZY5 or UTY-RVRY) is required.



Model: ASEH07KGTG / ASEH09KGTG / ASEH12KGTG / ASEH14KGTG



WLAN adapter (Built-in)



Wireless RC



Specifications

Model No.	Indoor unit		ASEH07KGTG	ASEH09KGTG	ASEH12KGTG	ASEH14KGTG	
	Outdoor unit		AOEH07KCGG	AOEH09KCGG	AOEH12KCGG	AOEH14KCGG	
Power Source	Single-phase, ~230V, 50Hz						
Capacity	Cooling	kW	2.00	2.50	3.40	4.20	
	Heating		2.50	2.80	4.00	5.40	
UK Total Cooling / UK Sensible Cooling		kW	2.28 / 2.11	2.74 / 2.51	3.31 / 2.70	4.08 / 3.28	
Input Power	Cooling/Heating	kW	0.400 / 0.500	0.550 / 0.600	0.870 / 0.910	1.220 / 1.450	
EER	Cooling	W/W	5.00	4.55	3.91	3.44	
COP	Heating		5.00	4.67	4.40	3.72	
Pdesign	Cooling/Heating (-10°C)	kW	2.0/2.3	2.5 / 2.4	3.4 / 2.5	4.2 / 4.0	
SEER	Cooling	W/W	9.80	9.40	8.80	8.00	
SCOP	Heating (Average)		5.20	5.20	5.20	4.60	
Energy Efficiency Class	Cooling		A+++	A+++	A+++	A++	
	Heating (Average)		A+++	A+++	A+++	A++	
Annual Energy Consumption	Cooling	kWh/a	71	93	135	184	
	Heating		618	646	673	1217	
Moisture Removal		l/h	1.1	1.3	1.6	1.7	
Sound Pressure Level	Indoor (Cooling)	H/M/L/Q	dB(A)	36 / 32 / 29 / 19	38 / 34 / 29 / 19	40 / 35 / 30 / 19	43 / 36 / 30 / 20
	Indoor (Heating)	H/M/L/Q		38 / 34 / 31 / 20	39 / 34 / 31 / 20	42 / 38 / 33 / 21	44 / 39 / 33 / 24
	Outdoor (Cooling/Heating)	High		42 / 43	44 / 45	50 / 50	50 / 50
Sound Power Level	Indoor (Cooling/Heating)	High	49 / 51	52 / 52	56 / 58	57 / 59	
	Outdoor (Cooling/Heating)	High	56 / 56	58 / 58	65 / 66	65 / 66	
Airflow Rate	Indoor/Outdoor (Cooling)	High	570 / 1390	640 / 1480	680 / 1800	750 / 1800	
	Indoor/Outdoor (Heating)	High	610 / 1350	630 / 1420	750 / 1690	780 / 1690	
Net Dimensions H x W x D Weight	Indoor	mm	270 x 834 x 215				
		kg	10				
	Outdoor	mm	542 x 799 x 290				
		kg	30	30	31	32	
Remote Controller Type (Supplied With Unit)	Wireless & Wi-Fi						
Interconnecting Cable (Suggested cable size 1.5mm)	3 Core + Earth						
Suggested MCB Size	A	10	10	10	15		
Max. Operating Current	Cooling/Heating	A	6.5 / 9.0	6.5 / 9.0	6.5 / 9.0	9.0 / 10.5	
Power Supply To			Outdoor				
Connection Pipe Diameter (Liquid & Gas)	Inch		1/4 & 3/8				
Max Pipe Length (Pre-Charge)	m		20 (15)				
Max Height Difference			15				
Refrigerant	Type (Global Warming Potential)		R32 (675)				
	Charge (CO2eq-T)	g	750 (0.506)		850 (0.574)		
	Additional Charge	g/m	20				
Operation Range	Cooling	°CDB	-10 to 50				
	Heating		-15 to 24				
System List Price	£	1,023	1,105	1,274	1,432		

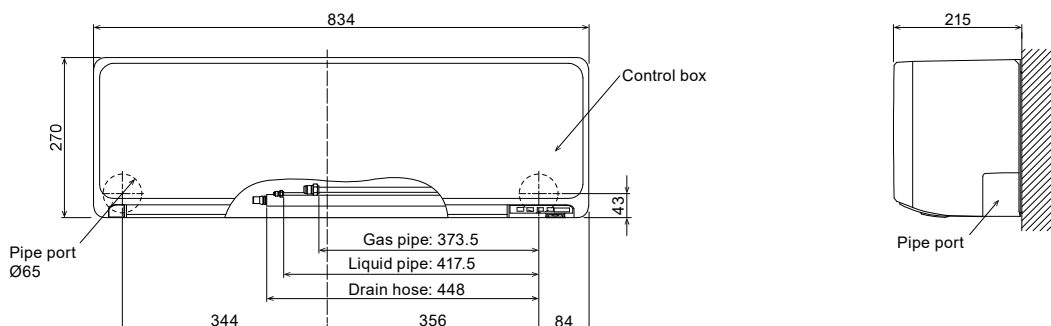
Optional parts

* For optional parts compatibility of Intesis devices, please refer to the optional parts compatibility list page M-102 to M-103.

Wired Remote Controller (Design type):	UTY-RVRY	External switch controller:	UTY-TERX	Network Converter for single split (DC power supply type):	UTY-VTGX
Compact wired remote controller:	UTY-RCRYZ1	Communication kit:	UTY-TWRXZ2*2	Network Converter for single split (AC power supply type):	UTY-VTGXV
Wired remote controller (touch panel):	UTY-RNRYZ5	External connect kit:	UTY-XWZX	Silver Ion filter:	UTR-FA16-5
Simple remote controller:	UTY-RSRY		UTY-XWZXZ5*1	External input and output PCB*1:	UTY-XCSXZ2
Simple remote controller (without operation mode):	UTY-RHRY				

Dimensions

(Unit: mm)



*1 It is required when 2 or more external inputs or outputs are required.
*2 It is required when a hard wired controller is connected.

Wall-mounted type

Built-in WLAN adapter model
Designer Range
Cool Beauty Design



Cool beauty design

We have designed this series exclusively for the European market. The exterior design harmonizes beautifully with any decor and adds comfortable elegance to the room. The light, elegant and three-dimensional expression achieved by the curved surface is beautiful from any angle.

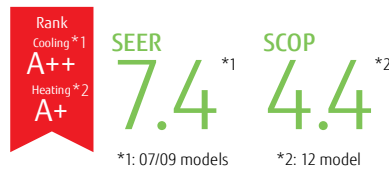


CMF: COLOR MATERIAL FINISH

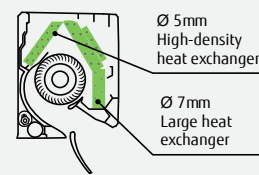
The texture of the front panel expresses the craftsmanship of Europe, and changes its expression with the changing light of the day.

High energy saving

Top class high efficiency is achieved by high efficient lambda-shaped heat exchanger, large cross flow fan and new refrigerant.



Hybrid-heat exchanger




Ø107 Large cross-flow fan



Smart device control

A WLAN adapter is included as standard equipment. By installing the AIRSTAGE mobile app on your smart device, you can check and control the operating status of the air conditioner from anywhere indoors or outdoors.

* See page G-020 for details on smart device control.



Comfortable airflow & Quiet operation

The large louver and the new air-blowing structure create a comfortable air flow that spreads all the way down to the user's feet with quiet operation.



**Model: ASEG07KETF / ASEG09KETF / ASEG12KETF / ASEG14KETF (Peal white X White)
ASEG07KETF-B / ASEG09KETF-B / ASEG12KETF-B / ASEG14KETF-B (Silver X Dark gray)**



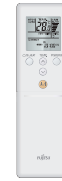
Peal white X White



Silver X Dark gray



WLAN adapter
(Built-in)



Wireless RC



For ASEG07/09/12KETF
ASEG07/09/12KETF-B



For ASEG14KETF
ASEG14KETF-B

Specifications

Model No.	Indoor unit		ASEG07KETF ASEG07KETF-B	ASEG09KETF ASEG09KETF-B	ASEG12KETF ASEG12KETF-B	ASEG14KETF ASEG14KETF-B
	Outdoor unit		AOEG07KETA	AOEG09KETA	AOEG12KETA	AOEG14KETA
Power Source			Single phase, ~230V, 50Hz			
Capacity	Cooling	kW	2.0	2.5	3.4	4.2
	Heating		2.5	2.8	4.0	5.4
UK Total Cooling / UK Sensible Cooling			1.97 / 1.17	2.46 / 1.56	3.33 / 2.15	3.95 / 3.21
Input Power	Cooling/Heating	kW	0.450 / 0.555	0.630 / 0.620	0.935 / 0.960	1.220 / 1.410
EER	Cooling	W/W	4.43	3.97	3.65	3.44
	Heating		4.52	4.52	4.17	3.83
Pdesign	Cooling/Heating(-10°C)	kW	2.0 / 2.3	2.5 / 2.4	3.4 / 2.5	4.2 / 4.0
SEER	Cooling	W/W	7.40	7.40	7.30	6.90
	Heating (Average)		4.10	4.10	4.40	4.10
Energy Efficiency Class	Cooling	A++				
	Heating (Average)	A+				
Annual Energy Consumption	Cooling	kWh/a	95	118	163	213
	Heating		785	819	795	1,367
Moisture Removal			l/h	1.0	1.3	1.8
Sound Pressure Level	Indoor (Cooling)	H/M/L/Q	38 / 33 / 29 / 20	40 / 34 / 29 / 20	40 / 35 / 30 / 20	43 / 36 / 30 / 20
	Indoor (Heating)	H/M/L/Q	41 / 35 / 31 / 22	42 / 36 / 31 / 22	42 / 38 / 33 / 22	44 / 39 / 33 / 24
Sound Power Level	Outdoor(Cooling/Heating)	High	46 / 46	46 / 46	50 / 50	50 / 50
	Indoor(Cooling/Heating)	High	54 / 56	55 / 57	55 / 58	57 / 59
Airflow Rate	Indoor / Outdoor (Cooling)	High	650 / 1,650	700 / 1,650	700 / 1,700	770 / 1,680
	Indoor / Outdoor (Heating)	High	720 / 1,450	750 / 1,450	770 / 1,470	800 / 1,580
Net Dimensions H x W x D Weight	Indoor	mm	295 x 950 (wall side : 840) x 230			
		kg	11	11	11	11.5
	Outdoor	mm	541 x 663 x 290	541 x 663 x 290	541 x 663 x 290	541 x 663 x 290
		kg	23	23	25	31
Remote Controller Type (Supplied With Unit)			Wireless & Wi-Fi			
Interconnecting Cable (Suggested cable size 1.5mm)			3 Core + Earth			
Suggested MCB Size			A	10	10	10
Max. Operating Current			A	6.5 / 9.0	6.5 / 9.0	6.5 / 9.0
Power Supply To			Outdoor			
Connection Pipe Diameter (Liquid / Gas)			Inch 1/4 & 3/8			
Max Pipe Length (Pre-Charge)			m 20 (15)			
Max Height Difference			m 15			
Refrigerant	Type (Global Warming Potential)		R32 (675)			
	Charge (CO2 eq-T)	g	600 (0.405)		700 (0.473)	850 (0.574)
	Additional Charge	g/m	20			
Operation Range	Cooling	°CDB	-10 to 46			
	Heating		-15 to 24			
System List Price			£	896	969	1,090
						1,319

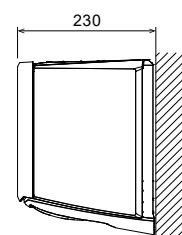
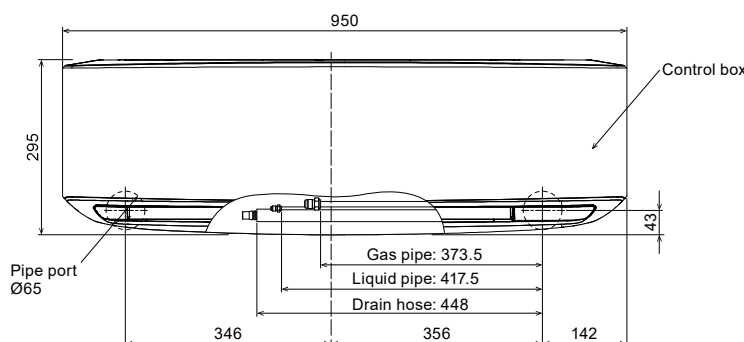
Optional parts

* For optional parts compatibility of Intesis devices, please refer to the optional parts compatibility list page M-102 to M-103.

Wired Remote Controller (Design type):	UTY-RVRY	External switch controller:	UTY-TERX	Network Converter for single split (DC power supply type):	UTY-VTGX
Compact wired remote controller:	UTY-RCRYZ1	Communication kit:	UTY-TWRXZ2*2	Network Converter for single split (AC power supply type):	UTY-VTGXV
Wired remote controller (touch panel):	UTY-RNRYZ5	External connect kit:	UTY-XWZX	Silver Ion filter:	UTR-FA16-5
Simple remote controller:	UTY-RSRY		UTY-XWZXZ5*1	External input and output PCB*1:	UTY-XCSXZ2
Simple remote controller (without operation mode):	UTY-RHRY				

Dimensions

(Unit: mm)



*1 It is required when 2 or more external input or output ports are used.

*2 It is required when a hard wired controller is connected.

NEW

Wall-mounted type

Built-in WLAN adapter model
Standard Range
High-Efficiency & Comfort


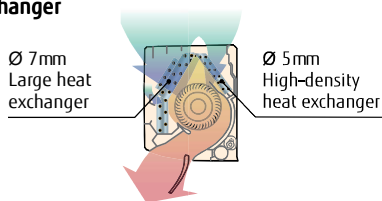
KM
Series



Slim & stylish square design

The slim and stylish square design of this indoor unit is realized by using a high-density, multipath heat exchanger and a high-efficiency wind blower.

Hybrid-heat exchanger



High energy saving

High-efficiency has been achieved by the lambda-shaped heat exchanger, large cross-flow fan, and the new refrigerant.

Rank Cooling A++ Heating A++*

SEER 8.40* SCOP 4.60*

*07/09/12 models *07/09 models *07/09/12 models

Comfortable airflow & Quiet operation

The large louver and the new air-blowing structure create a comfortable air flow that spreads all the way down to the user's feet with quiet operation.

Quiet & Comfort
20 dB(A)
Cooling only

Smart device control

A WLAN adapter is included as standard equipment. By installing the AIRSTAGE mobile app on your smart device, you can check and control the operating status of the air conditioner from anywhere indoors or outdoors.

* See page G-020 for details on smart device control.



Refrigerant cycle monitor (Option)

Wired Remote Controller (Touch Panel) will support to display some sensor values for maintenance and service support.

*Wired remote controller (UTY-RNRZY5 or UTY-RVRY) is required.

Display screen example

Model: ASEH07KMCG / ASEH09KMCG / ASEH12KMCG / ASEH14KMCG



WLAN adapter (Built-in)



Wireless RC



For ASEH07/09/12KMCG



For ASEH14KMCG

Specifications

Model No.	Indoor unit		ASEG07KMCG	ASEG09KMCG	ASEG12KMCG	ASEG14KMCG	
	Outdoor unit		AOEG07KMCG	AOEG09KMCG	AOEG12KMCG	AOEG14KMCG	
Power Source	Single-phase, ~230V, 50Hz						
Capacity	Cooling	kW	2.0	2.5	3.4	4.2	
	Heating		2.5	2.8	4.0	5.4	
UK Total Cooling / UK Sensible Cooling			1.97 / 1.17	2.46 / 1.56	3.33 / 2.15	3.95 / 3.21	
Input Power	Cooling / Heating	kW	0.450 / 0.555	0.630 / 0.620	0.935 / 0.960	1.220 / 1.410	
EER	Cooling	W/W	4.43	3.85	3.54	3.44	
	Heating		4.52	4.52	3.92	3.83	
Pdesign	Cooling / Heating(-10°C)	kW	2.0 / 2.3	2.5 / 2.4	3.4 / 2.5	4.2 / 4.0	
	SEER		Cooling	8.40	8.40	7.70	7.10
SCOP	Heating (Average)	W/W	4.60	4.60	4.60	4.10	
	Energy Efficiency Class		Cooling	A++	A++	A++	A++
Annual Energy Consumption	Heating (Average)		A++	A++	A++	A+	
	Cooling	kWh/a	83	104	155	207	
Heating	700		730	761	1366		
Moisture Removal			l/h	1.0	1.3	1.8	
Sound Pressure Level	Indoor (Cooling)	H/M/L/Q	dB(A)	38 / 33 / 29 / 20	40 / 34 / 29 / 20	40 / 35 / 30 / 20	43 / 36 / 30 / 20
	Indoor (Heating)	H/M/L/Q		41 / 35 / 31 / 22	42 / 36 / 31 / 22	42 / 38 / 33 / 22	44 / 39 / 33 / 24
Sound Power Level	Outdoor(Cooling/Heating)	High		46 / 46	46 / 46	50 / 50	50 / 50
	Indoor(Cooling/Heating)	High		54 / 56	55 / 57	55 / 58	57 / 59
Airflow Rate	Outdoor(Cooling/Heating)	High	61 / 61	61 / 62	65 / 65	65 / 66	
	Indoor/Outdoor (Cooling)	High	650 / 1650	700 / 1650	700 / 1700	770 / 1680	
Net Dimensions H x W x D	Indoor	mm	270 × 834 × 222	270 × 834 × 222	270 × 834 × 222	270 × 834 × 222	
		kg	10	10	10	10	
Weight	Outdoor	mm	541 × 663 × 290	541 × 663 × 290	541 × 663 × 290	542 × 799 × 290	
		kg	22	22	24	31	
Remote Controller Type (Supplied With Unit)	Wireless & Wi-Fi						
Interconnecting Cable (Suggested cable size 1.5mm)	3 Core + Earth						
Suggested MCB Size	A		10	10	10	15	
Max. Operating Current	Cooling/Heating	A	6.5 / 9.0	6.5 / 9.0	6.5 / 9.0	6.5 / 9.0	
Power Supply To	Outdoor						
Connection Pipe Diameter (Liquid / Gas)	Inch		1/4 & 3/8				
Max Pipe Length (Pre-Charge)	m		20 (15)				
Max Height Difference	15						
Refrigerant	Type (Global Warming Potential)	R32 (675)					
	Charge (CO2 eq-T)	g	600 (0.405)		700 (0.473)	850 (0.574)	
Operation Range	Additional Charge	g/m	20				
	Cooling	°CDB	-10 to 50				
Heating	-15 to 24						
System List Price	£		827	890	1,021	1,252	

Optional parts

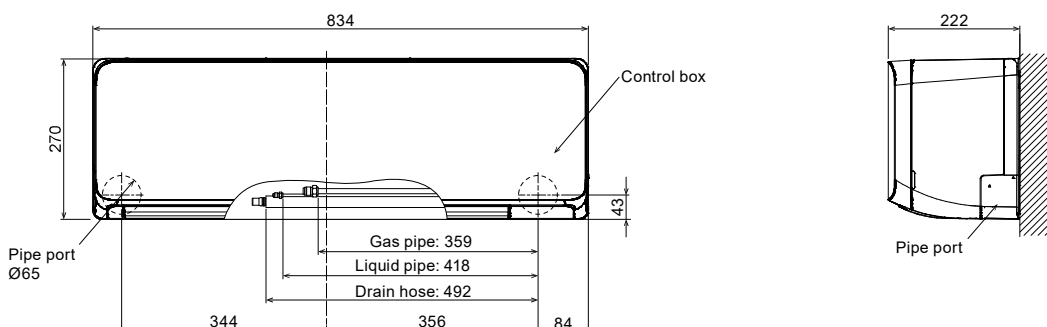
* For optional parts compatibility of Intesis devices, please refer to the optional parts compatibility list page M-102 to M-103.

Wired Remote Controller (Design type):	UTY-RVRY	External switch controller:	UTY-TERX	Network Converter for single split (DC power supply type):	UTY-VTGX
Compact wired remote controller:	UTY-RCRYZ1	Communication kit:	UTY-TWRXZ2*2	Network Converter for single split (AC power supply type):	UTY-VTGXV
Wired remote controller (touch panel):	UTY-RNRYZ5	External connect kit:	UTY-XWZX	Silver Ion filter:	UTR-FA16-5
Simple remote controller:	UTY-RSRY		UTY-XWZXZ5*1	External input and output PCB*1:	UTY-XCSXZ2
Simple remote controller (without operation mode):	UTY-RHRY				

*1 It is required when 2 or more external input or output ports are used.
*2 It is required when a hard wired controller is connected.

Dimensions

(Unit: mm)



Wall-mounted type

Standard Range

High-Efficiency & Large Rooms



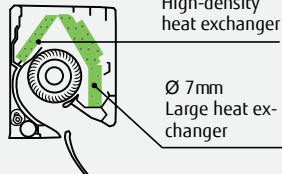
High energy saving

High-efficiency has been achieved by the lambda-shaped heat exchanger, large cross-flow fan, and the new refrigerant.




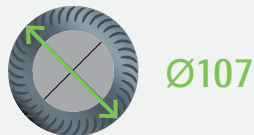
Hybrid-heat exchanger

The large hybrid heat exchanger has greatly improved the heat exchange efficiency to achieve top-level SEER and SCOP.



Ø107 Large cross-flow fan

The large-diameter fan generates air volume efficiently even at reduced power.



Smart device control (Option)

With the optional WLAN adapter installed in the air conditioner, you can control it from anywhere with your smart device.

* For more information about smart device control, please refer to the page C-020.



AIRSTAGE
Mobile

You need to install the AIRSTAGE Mobile app on your smart device in order to control the air conditioner.




WLAN adapter (USB)



Easy access to the flare pipe connection

Installation when left outlet piping is easier by removable under cover of the indoor unit chassis. Installation when center outlet piping is easier by design change of wall hook bracket.





Model: ASEG18KMTE / ASEG24KMTE



Wireless RC



For ASEG18KMTE



For ASEG24KMTE

Specifications

Model name	Indoor unit		Outdoor unit		ASEG18KMTE		ASEG24KMTE	
					AOEG18KMTA		AOEG24KMTA	
Power Source					Single phase, ~230 V, 50 Hz			
Capacity	Cooling		kW	5.2		7.1		
	Heating			6.3		8.0		
UK Total Cooling / UK Sensible Cooling								
Input Power	Cooling/Heating		kW	1.39 / 1.56		2.08 / 1.91		
	Cooling			3.74		3.41		
EER	Cooling		W/W	4.04		4.19		
	Heating			5.2 / 4.8		7.1 / 7.1		
COP	Cooling/Heating (-10°C)		kW	7.77		7.30		
	Cooling			4.60		4.20		
SEER	Cooling		W/W	A++		A++		
	Heating (Average)			A++		A		
SCOP	Cooling		kWh/a	234		340		
	Heating			1,460		2,362		
Moisture Removal			l/h	1.7		2.7		
Sound Pressure Level	Indoor (Cooling)	H/M/L/Q	dB(A)	45 / 40 / 35 / 29		49 / 40 / 35 / 29		
	Indoor (Heating)	H/M/L/Q		46 / 40 / 35 / 29		49 / 40 / 35 / 29		
Sound Power Level	Outdoor (Cooling/Heating)	High	dB(A)	50 / 50		54 / 52		
	Indoor (Cooling/Heating)	High		60 / 61		65 / 65		
Airflow Rate	Outdoor (Cooling/Heating)	High	m³/h	65 / 65		67 / 66		
	Indoor/Outdoor (Cooling)	High		980 / 2,350		1,170 / 3,240		
Net Dimensions H x W x D	Indoor		mm	280 × 980 × 240		280 × 980 × 240		
	Outdoor		kg	12.5		12.5		
Weight	Indoor		mm	632 × 799 × 290		716 × 820 × 315		
	Outdoor		kg	36		42		
Remote Controller Type (Supplied With Unit)					Wireless			
Interconnecting Cable (Suggested cable size 1.5mm)					3 Core + Earth			
Suggested MCB Size			A	9.5 / 13.5		16		
Max. Operating Current	Cooling/Heating		A	13.5 / 16.0		13.5 / 16.0		
Power Supply To					Outdoor			
Connection Pipe Diameter (Liquid/Gas)			Inch	1/4 & 1/2				
Max. Pipe Length (Pre-Charge)			m	25 (15)		30 (15)		
Max. Height Difference			m	20		25		
Refrigerant	Type (Global Warming Potential)				R32 (675)			
	Charge (CO2eq-T)		g	1020 (0.689)		1320 (0.891)		
Operating Range	Additional Charge		g/m	20		20		
	Cooling		°CDB	-10 to 46		-10 to 46		
System List Price	Heating		°CDB	-15 to 24		-15 to 24		
			£	1,379		2,005		

Optional parts

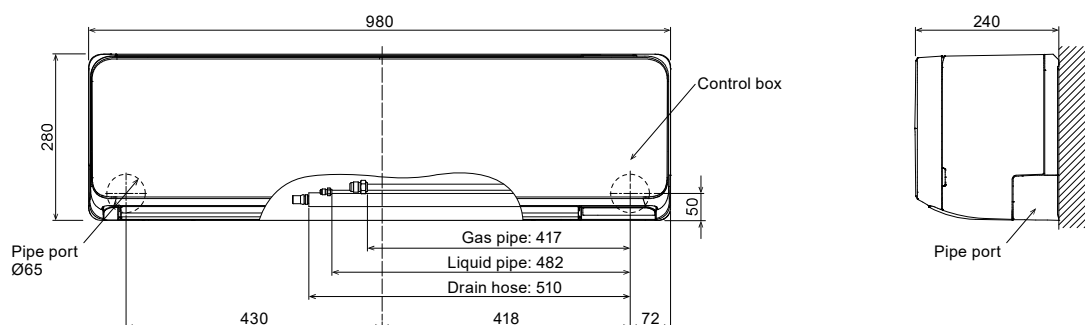
* For optional parts compatibility of Intesis devices, please refer to the optional parts compatibility list page M-102 to M-103.

Wired Remote Controller (Design type):	UTY-RVRY	External switch controller:	UTY-TERX	Network Converter for single split (DC power supply type):	UTY-VTGX
Compact wired remote controller:	UTY-RCRYZ1	Communication kit:	UTY-TWRXZ2*2	Network Converter for single split (AC power supply type):	UTY-VTGXV
Wired remote controller (touch panel):	UTY-RNRYZ5	External connect kit:	UTY-XWZX	Silver Ion filter:	UTR-FA16-5
Simple remote controller (without operation mode):	UTY-RHRY	WLAN adapter:	UTY-XWZXZ5*1	External input and output PCB*1:	UTY-XCSXZ2
Simple remote controller:	UTY-RSRY		UTY-TFSXH3		
			FG-AC-WIF1Z1		

*1 It is required when 2 or more external input or output ports are used.
*2 It is required when a hard wired controller is connected.

Dimensions

(Unit: mm)



Wall-mounted type

Standard Range

High-Efficiency & Large Rooms



Special Cooling

When it is necessary to be constantly cooled such as rooms with a high heat load, it is possible to operate the cooling with keeping performance even when the outside temperature is low.

- *Wired remote controller (UTY-RNRYZ5) is required.
- *Please note that we will not provide compensation for any damages suffered to your appliances or data as a result of using this function.
- *Please use it in low-humidity environments. Condensation and other problems may be caused when used in high-humidity environments.



Human sensor


The Human sensor monitors the movements of people in a room and operates the air conditioner at a lower capacity when people leave the room. When people come back to the room, it automatically returns to the previous operating mode.



Refrigerant cycle monitor (Option)

Wired Remote Controller (Touch Panel) will support to display some sensor values for maintenance and service support.

- *Wired remote controller (UTY-RNRYZ5 or UTY-RVRY) is required.



Smart device control (Option)

With the optional WLAN adapter installed in the air conditioner, you can control it from anywhere with your smart device.

- * For more information about smart device control, please refer to the page C-020.



Model: ASEH30KMTB / ASEH36KMTB



Wireless RC



Specifications

Model name	Indoor unit		ASEH30KMTB	ASEH36KMTB
	Outdoor unit		AOEH30KMTB	AOEH36KMTB
Power Source	Single phase, ~230V, 50Hz			
Capacity	Cooling	kW	8.0	9.4
	Heating		8.8	10.1
UK Total Cooling / UK Sensible Cooling			7.55 / 8.87	5.82 / 6.70
Input Power	Cooling/Heating		2.33 / 2.20	3.16 / 2.73
	Cooling	W/W	3.43	2.97
EER	Heating		4.00	3.70
COP	Cooling/Heating (-10°C)		8.0 / 6.5	9.4 / 7.1
Pdesign	Cooling		6.68	6.10
	Heating (Average)		4.50	4.50
SEER	Cooling		A++	A++
	Heating (Average)		A+	A+
SCOP	Cooling		419	534
	Heating		1,994	2,189
Annual Energy Consumption			1,994	2,189
Moisture Removal			2.6	3.8
	Indoor (Cooling)	H/M/L/Q	50 / 44 / 40 / 33	50 / 44 / 40 / 33
Sound Pressure Level	Indoor (Heating)	H/M/L/Q	49 / 44 / 39 / 33	49 / 44 / 39 / 33
	Outdoor (Cooling/Heating)	High	53 / 55	55 / 55
Sound Power Level	Indoor (Cooling/Heating)	High	65 / 65	65 / 65
	Outdoor (Cooling/Heating)	High	68 / 69	70 / 70
Airflow Rate	Indoor/Outdoor (Cooling)	High	1,330 / 3,750	1,330 / 3,750
	Indoor/Outdoor (Heating)	High	1,330 / 3,750	1,330 / 3,750
Net Dimensions H x W x D	Indoor	mm	340 x 1,150 x 280	
		kg	18.5	
Weight	Outdoor	mm	788 x 940 x 320	
		kg	52.0	
Remote Controller Type (Supplied With Unit)			Wireless	
Interconnecting Cable (Suggested cable size 1.5mm)			3 Core + Earth	
Suggested MCB Size	A		25	
Max. Operating Current	Cooling/Heating		21.0 / 21.0	21.5 / 21.5
			Outdoor	
Connection Pipe Diameter (Liquid/Gas)	Inch		3/8 & 5/8	
Max. Pipe Length (Pre-Charge)	m		50(30)	
Max. Height Difference			30	
	Type (Global Warming Potential)		R32(675)	
Refrigerant	Charge (CO2eq-T)		1900 (1.283)	
	Additional Charge		40	
Operating Range	Cooling		-15to46	
	Heating		-15to24	
System List Price	£		2,373	2,532

Optional parts

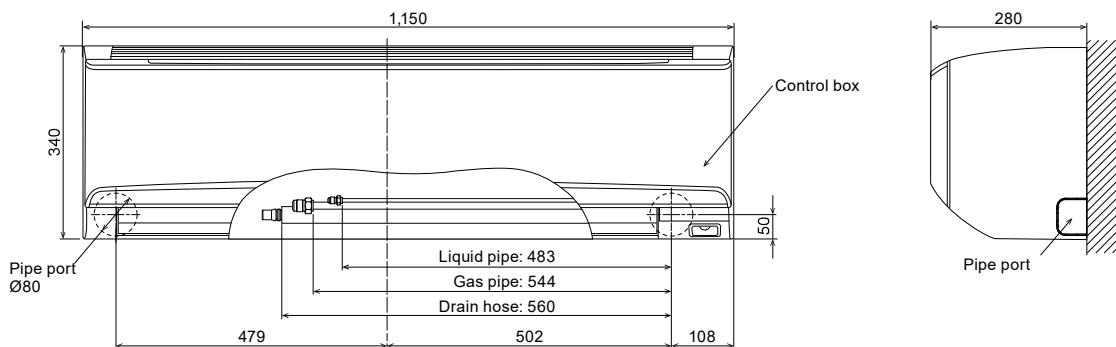
* For optional parts compatibility of Intesis devices, please refer to the optional parts compatibility list page M-102 to M-103.

- | | | | | | |
|--|------------|-----------------------------|--------------|--|------------|
| Wired Remote Controller (Design type): | UTY-RVRY | External switch controller: | UTY-TERX | Network Converter for single split (DC power supply type): | UTY-VTGX |
| Compact wired remote controller: | UTY-RCRYZ1 | Communication kit: | UTY-TWRXZ2*2 | Network Converter for single split (AC power supply type): | UTY-VTGXV |
| Wired remote controller (touch panel): | UTY-RNRYZ5 | External connect kit: | UTY-XWZX | Silver Ion Filter: | UTR-FA13-3 |
| Simple remote controller (without operation mode): | UTY-RHRY | WLAN adapter: | UTY-TFSXH3 | External input and output PCB*1: | UTY-XCSXZ2 |
| Simple remote controller: | UTY-RSRY | | FG-AC-WIF1Z1 | | |

Dimensions

*1 It is required when 2 or more external input and output ports are used.
*2 It is required when a hard wired controller is connected.

(Unit: mm)



NEW

Wall-mounted type

Built-in WLAN adapter model
ECO+ Range
 Compact Size



Elegant & smart square design

An elegant and smart type in the eco range. The delicate shading of the ridge line makes the unit an accessory for the room.



High energy saving

The size of the heat exchanger has increased to improve performance, making it more powerful despite its compact size.



Comfortable airflow & Quiet operation


The large louver and the new air-blowing structure create a comfortable air flow that spreads all the way down to the user's feet with quiet operation.



Smart device control

A WLAN adapter is included as standard equipment. By installing the AIRSTAGE mobile app on your smart device, you can check and control the operating status of the air conditioner from anywhere indoors or outdoors.

* See page G-020 for details on smart device control.



Highly efficient operation even at high outdoor temperatures


Operation Range
MAX 50°C
 (Cooling operation)

Even when installed in areas with high outdoor air temperatures (Max. 50°C*), it is comfortable because it can cool the interior well.

* suction temperature of the outdoor unit



Model: ASEH07KNCA / ASEH09KNCA / ASEH12KNCA



WLAN adapter (Built-in)



Wireless RC

AR-RPF4E



Specifications

Model name	Indoor unit		ASEH07KNCA	ASEH09KNCA	ASEH12KNCA
	Outdoor unit		AOEH07KNCA	AOEH09KNCA	AOEH12KNCA
Power Source			Single phase, ~230 V, 50 Hz		
Capacity	Cooling	kW	2.0	2.5	3.4
	Heating		2.5	2.8	3.8
UK Total Cooling / UK Sensible Cooling					
Input Power	Cooling/Heating	kW	0.50 / 0.58	0.74 / 0.70	1.05 / 1.02
EER	Cooling	W/W	4.00	3.38	3.24
COP	Heating		4.31	4.00	3.73
Pdesign	Cooling/Heating (-10°C)	kW	2.0 / 2.3	2.5 / 2.4	3.4 / 2.5
SEER	Cooling	W/W	7.8	7.4	7.0
SCOP	Heating (Average)		4.4	4.4	4.4
Energy Efficiency Class	Cooling		A++	A++	A++
	Heating (Average)		A+	A+	A+
Annual Energy Consumption	Cooling	kWh/a	90	118	170
	Heating		731	763	795
Moisture Removal			l/h	1.0	1.4
Sound Pressure Level	Indoor (Cooling)	H/M/L/Q	36 / 33 / 29 / 20	38 / 35 / 29 / 20	40 / 36 / 32 / 20
	Indoor (Heating)	H/M/L/Q	38 / 33 / 30 / 22	38 / 33 / 30 / 22	39 / 35 / 31 / 22
Sound Power Level	Outdoor (Cooling/Heating)	High	43 / 44	44 / 45	49 / 49
	Indoor (Cooling/Heating)	High	51 / 52	53 / 52	55 / 53
Airflow Rate	Outdoor (Cooling/Heating)	High	53 / 54	56 / 56	60 / 61
	Indoor/Outdoor (Cooling)	High	530 / 1,430	580 / 1,430	600 / 1,460
Net Dimensions H x W x D	Indoor	mm	270 x 784 x 222	270 x 784 x 222	270 x 784 x 222
		kg	9	9	9
Weight	Outdoor	mm	541 x 663 x 290	541 x 663 x 290	541 x 663 x 290
		kg	22	22	24
Remote Controller Type (Supplied With Unit)			Wireless & Wi-Fi		
Interconnecting Cable (Suggested cable size 1.5mm)			3 Core + Earth		
Suggested MCB Size	A		10	10	10
Max. Operating Current	Cooling/Heating	A	6.5 / 9.0	6.5 / 9.0	6.5 / 9.0
Power Supply To			Outdoor		
Connection Pipe Diameter (Liquid/Gas)	Inch		1/4 & 3/8		
Max. Pipe Length (Pre-Charge)	m		20 (15)		
Max. Height Difference			15		
Refrigerant	Type (Global Warming Potential)		R32 (675)		
	Charge (CO2eq-T)	g	570 (0.385)		650 (0.439)
	Additional Charge	g/m	20		
Operating Range	Cooling	°CDB	-10 to 50		
	Heating		-15 to 24		
System List Price	£		710	758	854

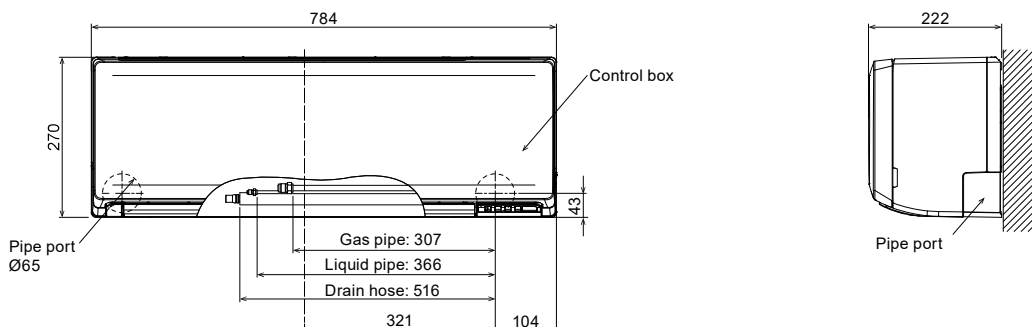
Optional parts

* For optional parts compatibility of Intesis devices, please refer to the optional parts compatibility list page M-102 to M-103.

Silver Ion Filter: UTR-FA16-5

Dimensions

(Unit: mm)



NEW

Wall-mounted type

ECO Range
Compact Size



KL Series



Highly efficient operation even at high outdoor temperatures

Even when installed in areas with high outdoor air temperatures (Max. 52°C*), it is comfortable because it can cool the interior well.

*suction temperature of the outdoor unit



SEER
7.1 *
*07 model

Operation Range
MAX 52°C
(Cooling operation)



MINIMAL SMART design

The new smart design eliminates mechanical elements and offers a sophisticated, premium impression. Its compact size, with a width of 770 mm, allows for flexible installation in limited room space.



Comfortable airflow & Quiet operation

The large louver and the new air-blowing structure create a comfortable air flow that spreads all the way down to the user's feet with quiet operation.



Quiet & Comfort
21 dB(A)
Cooling only

Smart device control (Option)

With the optional WLAN adapter installed in the air conditioner, you can control it from anywhere with your smart device.

* For more information about smart device control, please refer to the page C-020.



AIRSTAGE
Mobile

You need to install the AIRSTAGE Mobile app on your smart device in order to control the air conditioner.



WLAN
adapter (USB)





Model: ASEH09KLTA / ASEH12KLTA



Wireless RC



Specifications

Model name	Indoor unit		ASEH09KLTA		ASEH12KLTA	
	Outdoor unit		AOEH09KLTA		AOEH12KLTA	
Power Source	Single phase, ~230 V, 50 Hz					
Capacity	Cooling	kW	2.5		3.4	
	Heating		2.5		3.4	
UK Total Cooling / UK Sensible Cooling						
Input Power	Cooling/Heating		0.76 / 0.67		1.05 / 0.915	
	Cooling	W/W	3.29		3.24	
EER	Heating		3.73		3.72	
	Cooling/Heating (-10°C)	kW	2.5 / 2.3		3.4 / 2.5	
SEER	Cooling		6.80		6.70	
	Heating (Average)		4.10		4.10	
Energy Efficiency Class	Cooling		A++		A++	
	Heating (Average)		A+		A+	
Annual Energy Consumption	Cooling		129		7.0 / 7.0	
	Heating		786		178	
Moisture Removal			0.55		854	
Sound Pressure Level	Indoor (Cooling)	H/M/L/Q	43 / 36 / 29 / 21		1.26	
	Indoor (Heating)	H/M/L/Q	43 / 37 / 32 / 23		43 / 37 / 30 / 21	
Sound Power Level	Outdoor (Cooling/Heating)	High	47 / 47		43 / 37 / 32 / 23	
	Indoor (Cooling/Heating)	High	55 / 55		50 / 50	
Airflow Rate	Outdoor (Cooling/Heating)	High	58 / 57		55 / 56	
	Indoor/Outdoor (Cooling)	High	620 / 1,650		60 / 61	
Net Dimensions H x W x D	Indoor		250 x 770 x 218		250 x 770 x 218	
	Outdoor		541 x 663 x 290		541 x 663 x 290	
Weight	Indoor		7.0		7.5	
	Outdoor		19		22	
Remote Controller Type			Wireless			
Interconnecting Cable (Suggested cable size 1.5mm)			3 Core + Earth			
Suggested MCB Size	A		10		10	
Max. Operating Current	Cooling/Heating		6.0 / 6.0		7.0 / 7.0	
Power Supply To			Outdoor			
Connection Pipe Diameter (Liquid/Gas)	mm		1/4 & 3/8			
Max. Pipe Length (Pre-Charge)	m		20 (15)			
Max. Height Difference			15			
Refrigerant	Type (Global Warming Potential)		R32 (675)			
	Charge (CO2eq-T)	g	530 (0.358)		600 (0.405)	
Operating Range	Additional Charge					
	Cooling	°CDB			10 to 52	
System List Price	Heating				-15 to 24	
	£		660		750	

Optional parts

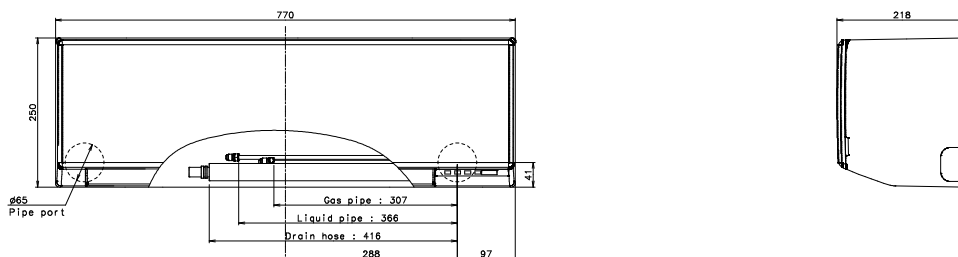
* For optional parts compatibility of Intesis devices, please refer to the optional parts compatibility list page M-102 to M-103.

WLAN adapter: UTY-TFSXH3

Silver Ion Filter: UTR-FA16-5

Dimensions

(Unit: mm)



Wall-mounted type

ECO Range

Comfort for Large Rooms



KL Series



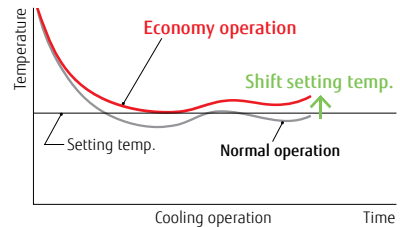
Narrow width & Compact design

Compact and versatile. Powerful airflow is realized despite the 790-mm width compact design for small spaces such as bedrooms or home offices.



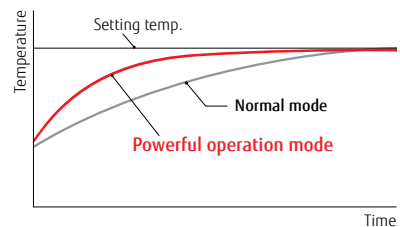
Economy operation

Set temperature automatically increases or decreases by 1°C. The thermostat setting is adjusted automatically according to the room temperature to avoid unnecessary cooling or heating.



Powerful operation

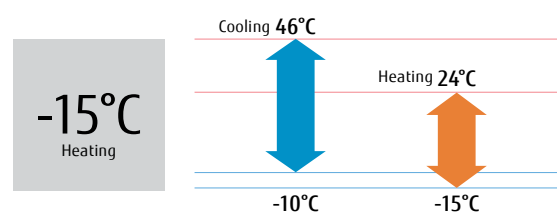
In powerful operation mode, the compressor operates at maximum speed for 20 minutes to provide a powerful airflow. Rapid cooling and heating makes the room comfortable quickly.



ON-OFF programmable timer

You can set ON/OFF or OFF/ON times depending on your lifestyle needs. (Setting time: 0.5, 1, 1.5, 2, 2.5, -----9.5, 10, 11, 12 hours)

Low ambient operation



Model: ASEG18KLCA / ASEG24KLCA



Wireless RC



For ASEG18KLCA



For ASEG24KLCA

Specifications

Model name	Indoor unit		Outdoor unit		ASEG18KLCA	ASEG24KLCA	
					AOEG18KLCA	AOEG24KLCA	
Power Source					Single phase, ~230 V, 50 Hz		
Capacity	Cooling	kW			5.2	7.1	
	Heating				6.3	8.0	
UK Total Cooling / UK Sensible Cooling					4.95 / 3.69	6.80 / 4.63	
Input Power	Cooling/Heating				1.685 / 1.80	2.42 / 2.225	
EER	Cooling				3.09	2.93	
COP	Heating				3.50	3.60	
Pdesign	Cooling/Heating (-10°C)				5.20 / 4.80	7.10 / 7.10	
SEER	Cooling				7.20	7.10	
SCOP	Heating (Average)				4.30	4.00	
Energy Efficiency Class	Cooling				A++	A++	
	Heating (Average)				A+	A+	
Annual Energy Consumption	Cooling				253	350	
	Heating				1563	2485	
Moisture Removal					1.9	3.1	
Sound Pressure Level	Indoor (Cooling)	H/M/L/Q			47 / 44 / 40 / 35	51 / 45 / 38 / 33	
	Indoor (Heating)	H/M/L/Q			50 / 45 / 41 / 37	52 / 45 / 41 / 37	
Sound Power Level	Outdoor (Cooling/Heating)	High			50 / 56	55 / 57	
	Indoor (Cooling/Heating)	High			60 / 65	64 / 65	
	Outdoor (Cooling/Heating)	High			61 / 66	65 / 67	
	Indoor/Outdoor (Cooling)	High			865 / 1,830	1,040 / 2,885	
Airflow Rate	Indoor/Outdoor (Cooling)	High			995 / 2,265	1,040 / 3,030	
	Indoor/Outdoor (Heating)	High					
Net Dimensions H x W x D	Indoor		mm			293 x 790 x 249	293 x 790 x 249
	Outdoor		kg			9.5	10
Weight	Indoor		mm			542 x 799 x 290	632 x 799 x 290
	Outdoor		kg			33	38
Remote Controller Type					Wireless		
Interconnecting Cable (Suggested cable size 1.5mm)					3 Core + Earth		
Suggested MCB Size			A			16	20
Max. Operating Current	Cooling/Heating		A			9.5 / 13.5	13.5 / 17.5
Power Supply To					Outdoor		
Connection Pipe Diameter (Liquid/Gas)			Inch			1/4 & 3/8	1/4 & 1/2
Max. Pipe Length (Pre-Charge)			m			25 (15)	30 (15)
Max. Height Difference						20	25
Refrigerant	Type (Global Warming Potential)				R32 (675)		
	Charge (CO2eq-T)	g			850 (0.574)	1100 (0.743)	
Operating Range	Additional Charge		g/m			20	
	Cooling					-10 to 46	
	Heating					-15 to 24	
System List Price			£			1,128	1,695

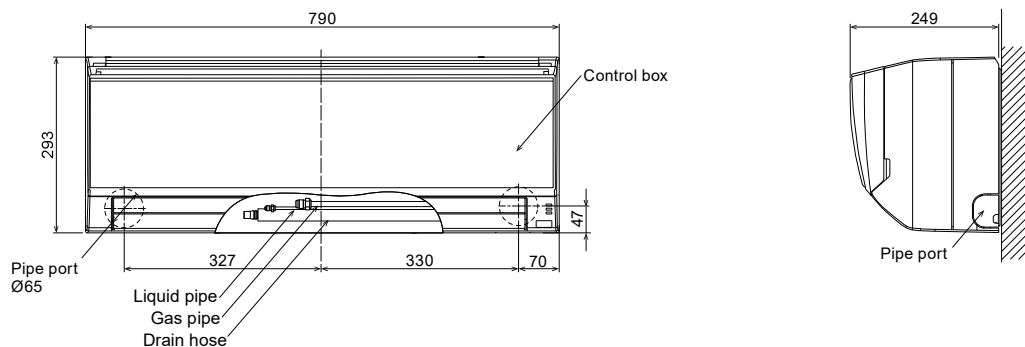
Optional parts

* For optional parts compatibility of Inetis devices, please refer to the optional parts compatibility list page M-102 to M-103.

WLAN Adaptor: FG-IR-WIFIZ1
 Silver Ion Filter: UTR-FA16-5

Dimensions

(Unit: mm)



Compact Cassette

Compact 4-way Flow Series

Compact & Comfort



ECO Specifications

Model No.	Indoor unit		AUXG09KVLA	AUXG12KVLA	AUXG14KVLA	AUXG18KVLA	AUXG22KVLA	AUXG24KVLA	
	Outdoor unit		AOEG09KATA	AOEG12KATA	AOEG14KATA	AOEG18KATA	AOEG22KATA	AOEG24KATA	
Power Source			Single phase, ~230V, 50Hz						
Capacity	Cooling	kW	2.5	3.5	4.3	5.2	6.0	6.8	
	Heating		3.2	4.1	5.0	6.0	7.0	7.5	
UK Total Cooling / UK Sensible Cooling		kW	2.37 / 1.92	3.27 / 2.56	4.10 / 3.12	4.80 / 3.42	5.65 / 3.90	6.63 / 4.74	
Input Power		kW	0.68 / 0.88	1.09 / 1.17	1.37 / 1.42	1.69 / 1.72	1.95 / 2.00	2.26 / 2.08	
EER	Cooling	W/W	3.68	3.21	3.14	3.08	3.08	3.01	
COP	Heating		3.64	3.50	3.52	3.49	3.50	3.61	
Pdesign		Cooling/Heating(-10°C)	kW	2.5 / 2.3	3.5 / 2.8	4.3 / 3.2	5.2 / 3.8	6.0 / 4.4	6.8 / 5.4
SEER	Cooling	W/W	6.2	6.1	6.1	6.1	6.1	5.9	
SCOP	Heating		4.0	4.0	4.0	3.9	3.9	3.8	
Energy Efficiency Class	Cooling		A++	A++	A++	A++	A++	A+	
	Heating		A+	A+	A+	A	A	A	
Annual Energy Consumption	Cooling	kWh/a	141	201	247	298	344	403	
	Heating		804	979	1,120	1,362	1,578	1,988	
Moisture Removal		l/h	0.6	1.2	1.5	2.2	2.6	2.7	
Sound Pressure Level	Indoor (Cooling)	H/M/L/Q	33 / 31 / 29 / 27	37 / 34 / 30 / 27	38 / 34 / 30 / 27	38 / 34 / 30 / 26	44 / 42 / 36 / 30	49 / 44 / 36 / 30	
	Indoor (Heating)	H/M/L/Q	34 / 32 / 29 / 27	37 / 34 / 31 / 29	43 / 38 / 34 / 30	43 / 38 / 34 / 30	45 / 43 / 40 / 33	49 / 45 / 40 / 33	
Sound Power Level	Outdoor (Cooling/Heating)	High	47 / 48	49 / 50	50 / 51	51 / 52	52 / 53	54 / 55	
	Indoor (Cooling/Heating)	High	46 / 47	49 / 49	50 / 55	50 / 55	56 / 57	59 / 61	
Airflow Rate	Outdoor (Cooling/Heating)	High	60 / 60	62 / 62	63 / 63	63 / 64	64 / 65	66 / 67	
	Indoor / Outdoor (Cooling)	High	540 / 1,610	600 / 1,630	680 / 1,670	680 / 1,710	830 / 2,240	930 / 2,885	
Net Dimensions H x W x D	Indoor	mm	245 x 570 x 570	245 x 570 x 570	245 x 570 x 570	245 x 570 x 570	245 x 570 x 570	245 x 570 x 570	
	Outdoor	mm	541 x 663 x 290	541 x 663 x 290	542 x 799 x 290	542 x 799 x 290	632 x 799 x 290	632 x 799 x 290	
Weight	Indoor	kg	15	15	15	15	16	16	
	Outdoor	kg	23	25	32	33	36	38	
Remote Controller Type			NO CONTROLLER SUPPLIED WITH THESE UNITS PLEASE ORDER SEPARATELY						
Interconnecting Cable (Suggested cable size 1.5mm)			3 Core + Earth						
Suggested MCB Size		A	10	10	13	13	16	20	
Max. Operating Current		Cooling/Heating	A	6.9 / 6.9	7.7 / 7.7	9.2 / 9.2	10.1 / 10.1	11.6 / 11.6	12.6 / 12.6
Power Supply To			Outdoor						
Connection Pipe Diameter (Liquid / Gas)		Inch	1/4 & 3/8	1/4 & 3/8	1/4 & 3/8	1/4 & 1/2	1/4 & 1/2	1/4 & 1/2	
Max Pipe Length (Pre-Charge)		m	15 (15)	15 (15)	20 (15)	20 (15)	25 (15)	25 (20)	
Max Height Difference			15	15	15	15	20	20	
Refrigerant		Type (Global Warming Potential)	R32 (675)						
		Charge (CO2eq-T)	g	600 (0.405)	700 (0.473)	850 (0.574)	900 (0.608)	1100 (0.743)	1250 (0.844)
		Additional Charge	g/m	-	-	20	20	20	
Operation Range		Cooling	-15 to 46						
		Heating	-15 to 24						
Cassette Grille		Model name	UTG-UFYF-W						
		Dimensions (H x W x D)	49x620x620						
		Weight	2.3						
System List Price (includes Grille & UTY-RNRYZ5 controller)			£	1,410	1,500	1,681	1,860	2,033	2,194

Easy maintenance

Maintenance is easy by removing the ceiling panel next to the grille, maintenance can be done, without the installation of a new inspection hole, so construction costs can be reduced.

The air inlet grill can be installed in various directions, so maintenance is easy.





For AUXG9/12/14KVLA



For AUXG18/22KVLA



For AUXG24KVLA

Standard Specifications

Model No.	Indoor unit		AUXG09KVLA	AUXG12KVLA	AUXG14KVLA	AUXG18KVLA	AUXG22KVLA	AUXG24KVLA
	Outdoor unit		AOEG09KBTB	AOEG12KBTB	AOEG14KBTB	AOEG18KBTB	AOEG22KBTB	AOEG24KBTB
Power Source			Single-phase, ~230V, 50Hz					
Capacity	Cooling	kW	2.5	3.5	4.3	5.2	6.0	6.8
	Heating		3.2	4.1	5.0	6.0	7.0	7.5
UK Total Cooling / UK Sensible Cooling			2.37 / 1.92	3.39 / 2.6	4.12 / 3.13	5.00 / 3.56	5.85 / 4.03	6.63 / 4.74
Input Power	Cooling/Heating	kW	0.55 / 0.79	0.93 / 1.08	1.28 / 1.32	1.60 / 1.66	1.82 / 1.87	2.21 / 2.03
	Cooling		4.57	3.76	3.36	3.25	3.30	3.08
EER	Cooling	W/W	4.05	3.80	3.79	3.61	3.74	3.69
	Heating		2.5 / 2.6	3.5 / 3.4	4.3 / 3.8	5.2 / 4.4	6.0 / 4.8	6.8 / 6.0
COP	Cooling/Heating(-10°C)	kW	2.5 / 2.6	3.5 / 3.4	4.3 / 3.8	5.2 / 4.4	6.0 / 4.8	6.8 / 6.0
	Cooling		W/W	6.70	6.60	6.50	6.60	6.60
SEER	Cooling	W/W	6.70	6.60	6.50	6.60	6.60	6.10
	Heating (Average)		4.40	4.30	4.40	4.20	4.30	4.00
SCOP	Cooling	W/W	6.70	6.60	6.50	6.60	6.60	6.10
	Heating (Average)		4.40	4.30	4.40	4.20	4.30	4.00
Energy Efficiency Class	Cooling	A++		A++	A++	A++	A++	A++
	Heating (Average)	A+		A+	A+	A+	A+	A+
Annual Energy Consumption	Cooling	kWh/a	131	186	231	275	318	390
	Heating		826	1,106	1,208	1,466	1,562	2,097
Moisture Removal			0.6	1.2	1.5	2.2	2.6	2.7
Sound Pressure Level	Indoor (Cooling)	H/M/L/Q	33 / 31 / 29 / 27	37 / 34 / 30 / 27	38 / 34 / 30 / 27	38 / 34 / 30 / 26	44 / 42 / 36 / 30	49 / 44 / 36 / 30
	Indoor (Heating)	H/M/L/Q	34 / 32 / 29 / 27	37 / 34 / 31 / 29	43 / 38 / 34 / 30	43 / 38 / 34 / 30	45 / 43 / 40 / 33	49 / 45 / 40 / 33
Sound Power Level	Outdoor(Cooling/Heating)	High	46 / 46	47 / 47	49 / 49	50 / 50	51 / 51	53 / 54
	Indoor(Cooling/Heating)	High	46 / 47	49 / 49	50 / 55	50 / 55	56 / 57	59 / 61
Airflow Rate	Indoor / Outdoor (Cooling)	High	540 / 1,480	600 / 1,580	680 / 1,670	680 / 2,160	830 / 2,240	930 / 2,700
	Indoor / Outdoor (Heating)	High	540 / 1,410	600 / 1,520	800 / 1,580	800 / 1,830	860 / 1,960	930 / 2,700
Net Dimensions H x W x D	Indoor	mm	245 x 570 x 570	245 x 570 x 570	245 x 570 x 570	245 x 570 x 570	245 x 570 x 570	245 x 570 x 570
	Outdoor	mm	542 x 799 x 290	542 x 799 x 290	542 x 799 x 290	632 x 799 x 290	632 x 799 x 290	716 x 820 x 315
Weight	Indoor	kg	15	15	15	15	16	16
	Outdoor	kg	3	33	33	36	38	42
Remote Controller Type			NO CONTROLLER SUPPLIED WITH THESE UNITS PLEASE ORDER SEPARATELY					
Interconnecting Cable (Suggested cable size 1.5mm)			3 Core + Earth					
Suggested MCB Size			10	10	16	16	16	16
Max. Operating Current	Cooling/Heating	A	7.9	9.7	10.2	12.1	12.6	13.6
Power Supply To			Outdoor					
Connection Pipe Diameter (Liquid / Gas)	Inch		1/4 & 3/8			1/4 & 1/2		
Max Pipe Length (Pre-Charge)	m		20 (15)	25 (15)		30 (20)		
Max Height Difference			15	20		20	25	
Refrigerant	Type (Global Warming Potential)			R32 (675)				
	Charge (CO2eq-T)	g	850 (0.574)		1020 (0.689)		1250 (0.844)	
Operation Range	Additional Charge	g/m	20					
	Cooling	°CDB	-15 to 46					
Heating	-15 to 24							
Cassette Grille Included	Model name			UTG-UFYF-W				
	Dimensions (H x W x D)	mm	49x620x620					
System List Price (includes Grille & UTY-RNRYZ5 controller)	Weight	kg	2.3					
	£		1,599	1,705	1,922	2,105	2,355	2,551

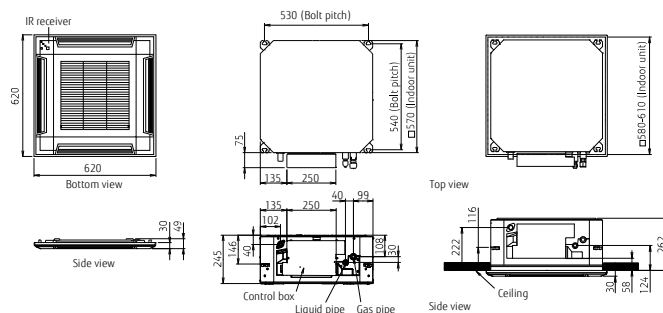
Optional parts

* For optional parts compatibility of Intesis devices, please refer to the optional parts compatibility list page M-102 to M-103.

Wired Remote Controller (Design type):	UTY-RVRY	External Switch Controller:	UTY-TERX	Network Converter for single split (DC power supply type):	UTY-VTGX
Compact Wired Remote Controller:	UTY-RCRYZ1	Wireless LAN Interface:	UTY-TFSXJ3	Network Converter for single split (AC power supply type):	UTY-VTGXV
Wired Remote Controller (Touch Panel):	UTY-RNRYZ5		FG-AC-WIF1Z1	Fresh Air Intake Kit:	UTZ-VXAA
Wired Remote Controller:	UTY-RVNYM	KNX® Converter:	UTY-VKSX	External input and output PCB:	UTY-XCSX
Simple Remote Controller (Without operation mode):	UTY-RHRY	MODBUS® Converter:	UTY-VMSX	External input and output PCB Box:	UTZ-GXRA
Simple Remote Controller:	UTY-RSRY	BACnet® Converter:	FG-AC-BAC1Z1	Silver Ion Filter:	UTD-HFAA
Wireless Remote Controller:	UTY-LNTY	External Connect Kit:	UTY-XWZXZG		

Dimensions

(Unit : mm)



Cassette

Circular Flow Series

Comfort for Large Room



UTG-UKYA-B
Black Grille



ECO Specifications

Model No.	Indoor unit		AUXG18KRLB	AUXG22KRLB	AUXG24KRLB	AUXG30KRLB	AUXG36KRLB	AUXG45KRLB	AUXG54KRLB	AUXG36KQTA	AUXG45KQTA	AUXG54KQTA	
	Outdoor unit		AOEG18KATA	AOEG22KATA	AOEG24KATA	AOEG30KATA	AOEG36KATA	AOEG45KATA	AOEG54KATA	AOEG36KQTA	AOEG45KQTA	AOEG54KQTA	
Power Source			Single phase, ~230V, 50Hz						3 phase, ~400V, 50Hz				
Capacity	Cooling	kW	5.2	6.0	6.8	8.5	9.5	12.1	13.4	9.5	12.1	13.4	
	Heating		6.0	7.0	7.5	10.0	10.8	13.5	15.5	10.8	13.5	15.5	
UK Total Cooling / UK Sensible Cooling			4.80 / 3.86	5.65 / 4.16	6.63 / 4.74	8.08 / 5.77	9.03 / 6.49	11.54 / 8.56	12.78 / 9.23	9.03 / 6.49	11.54 / 8.56	12.78 / 9.23	
Input Power	Cooling/Heating		1.60/1.66	1.85/1.93	2.12/1.97	2.56/2.64	3.06/2.58	4.32/3.77	4.87/4.86	3.06/2.58	4.32/3.77	4.87/4.86	
EER	Cooling		3.25	3.24	3.21	3.32	3.10	2.80	2.75	3.10	2.80	2.75	
COP	Heating		3.61	3.63	3.81	3.79	4.19	3.58	3.19	4.19	3.58	3.19	
Pdesign	Cooling/Heating(-10°C)		5.2/3.8	6.0/4.4	6.8/5.4	8.5/8.0	9.5/8.7	-	-	9.5/8.7	-	-	
SEER	Cooling		6.2	6.2	6.1	6.1	6.1	5.4*	6.0*	6.1	5.4*	6.0*	
SCOP	Heating		4.1	4.1	4.0	4.0	4.0	3.8*	3.85*	4.0	3.8*	3.85*	
Energy Efficiency Class	Cooling		A++	A++	A++	A++	A++	-	-	A++	-	-	
	Heating		A+	A+	A+	A+	A+	-	-	A+	-	-	
Annual Energy Consumption	Cooling	kWh/a	293	338	390	488	545	-	-	545	-	-	
	Heating		1,297	1,502	1,887	2,794	3,044	-	-	3,044	-	-	
Moisture Removal			1.5	2.2	2.7	2.5	3.3	4.5	5.0	3.3	4.5	5.0	
Sound Pressure Level	Indoor (Cooling)	H/M/L/Q	33/32/31/28	33/32/31/28	35/33/32/29	40/38/36/33	44/41/38/34	46/42/39/35	47/43/40/36	44/41/38/34	46/42/39/35	47/43/40/36	
	Indoor (Heating)	H/M/L/Q	33/32/31/28	33/32/31/28	35/33/32/29	40/38/36/33	44/41/38/34	46/42/39/35	47/43/40/36	44/41/38/34	46/42/39/35	47/43/40/36	
	Outdoor(Cooling/Heating)	High	51/52	52/53	54/55	53/55	55/55	58/59	58/61	55/55	60/60	61/61	
Sound Power Level	Indoor(Cooling/Heating)	High	47/47	49/49	49/49	54/54	58/58	60/60	61/61	58/58	-/-	-/-	
	Outdoor(Cooling/Heating)	High	63/64	64/65	66/67	68/69	70/70	72/73	74/75	70/70	72/73	74/75	
Airflow Rate	Indoor / Outdoor (Cooling)	High	1,050/1,710	1,050/2,240	1,150/2,885	1,600/3,750	1,870/3,750	2,000/4,450	2,100/4,450	1,870/3,750	2,000/4,450	2,100/4,450	
	Indoor / Outdoor (Heating)	High	1,050/1,840	1,050/2,240	1,150/2,350	1,600/3,750	1,870/3,750	2,000/4,450	2,100/4,780	1,870/3,750	2,000/4,450	2,100/4,780	
Net Dimensions H x W x D	Indoor	mm	246×840×840						288×840×840				
	Outdoor	mm	542×799×290	632×799×290	788×940×320		998×940×320		788×940×320	998×940×320			
Weight	Indoor	kg	23	23	24	26	29	29	29	29	29	29	
	Outdoor	kg	33	36	38	52	52	61	63	53	62	63	
Remote Controller Type			UTY-RNRYZ5 Touch Panel Hard Wired Controller (Included with Grille)										
Interconnecting Cable (Suggested cable size 1.5mm)			3 Core + Earth										
Suggested MCB Size	A		13	16	20	25	25	32	32	16	16	16	
Max. Operating Current	Cooling/Heating		10.1	11.6	12.6	22.5	22.5	28.1	28.1	10.5	13.6	13.6	
Power Supply To			Outdoor										
Connection Pipe Diameter (Liquid / Gas)	Inch		1/4 & 1/2			3/8 & 5/8			3/8 & 5/8				
Max Pipe Length (Pre-Charge)	m		20 (15)	25 (15)	25 (20)	30 (30)			30 (30)				
Max Height Difference			15	20	20	30			30				
Refrigerant	Type (Global Warming Potential)		R32 (675)						R32 (675)				
	Charge (CO2eq-T)	g	900 (0.608)	1100 (0.743)	1250 (0.844)	1900 (1.283)	1900 (1.283)	2400 (1.620)	2400 (1.620)	1900 (1.283)	2400 (1.620)	2400 (1.620)	
Operation Range	Additional Charge	g/m	20	20	20	-	-	-	-	-	-	-	
	Cooling	°CDB	-10 to 46						-10 to 46				
Heating	-15 to 24						-15 to 24						
Cassette Grille	Model name	UTG-UKYA-W (Wired remote controller UTY-RNRYZ5 included)											
	Dimensions (H x W x D)	mm	53×950×950						53×950×950				
	Weight	kg	6.0						6.0				
System List Price (includes Grille & UTY-RNRYZ5 controller)	£		1,859	2,039	2,211	2,390	2,697	2,997	3,496	2,887	3,205	3,706	

* calculated result

Various cassette grilles

Both black and white grilles are available. Three types of grilles are available: a white grille with a remote controller; a white grille without a remote controller; and a black grille without a remote controller. Select to match the atmosphere and/or usage of the room.



UTG-UKYA-W
White Grille
Wired remote controller
(touch panel)



UTG-UKYA-B
Black Grille



UTG-UKYC-W
White Grille



**Model: AUXG18KRLB / AUXG22KRLB / AUXG24KRLB / AUXG30KRLB / AUXG36KRLB / AUXG45KRLB / AUXG54KRLB
AUXG36KRLB [3 phase] / AUXG45KRLB [3 phase] / AUXG54KRLB [3 phase]**



Standard Specifications

Model No.	Indoor unit		AUXG18KRLB	AUXG22KRLB	AUXG24KRLB	AUXG30KRLB	AUXG36KRLB	AUXG45KRLB	AUXG54KRLB	AUXG36KRLB	AUXG45KRLB	AUXG54KRLB		
	Outdoor unit		A0EG18KBTB	A0EG22KBTB	A0EG24KBTB	A0EG30KBTB	A0EG36KBTB	A0EG45KBTB	A0EG54KBTB	A0EG36KRTA	A0EG45KRTA	A0EG54KRTA		
Power Source	Single-phase, ~230V, 50Hz									3 phase, ~400V, 50Hz				
Capacity	Cooling	kW	5.2	6.0	6.8	8.5	9.5	12.1	13.4	9.5	12.1	13.4		
	Heating		6.0	7.0	7.5	10.0	10.8	13.5	15.5	10.8	13.5	15.5		
UK Total Cooling / UK Sensible Cooling			5.01/4.03	5.85/4.30	6.63/4.74	8.08/8.77	9.05/6.49	11.54/8.56	12.73/9.23	9.03/6.49	11.54/8.56	12.78/9.23		
Input Power	Cooling/Heating	kW	1.36/1.58	1.71/1.82	1.89/1.90	2.44/2.51	2.91/2.45	3.61/3.21	4.41/4.16	2.91/2.45	3.61/3.21	4.41/4.16		
EER	Cooling	W/W	3.82	3.51	3.60	3.49	3.26	3.35	3.04	3.26	3.35	3.04		
COP	Heating	W/W	3.80	3.85	3.95	3.98	4.40	4.20	3.73	4.40	4.20	3.73		
Pdesign	Cooling/Heating(-10°C)	kW	5.2/4.4	6.0/4.8	6.8/6.0	8.5/8.0	9.5/8.7	-	-	9.5/8.7	-	-		
SEER	Cooling	W/W	7.00	7.00	6.60	6.70	6.55	6.65*	6.53*	6.55	6.65*	6.53*		
SCOP	Heating (Average)	W/W	4.30	4.40	4.20	4.30	4.30	4.33*	4.31*	4.30	4.33*	4.31*		
Energy Efficiency Class	Cooling		A++	A++	A++	A++	A++	-	-	A++	-	-		
	Heating (Average)		A+	A+	A+	A+	A+	-	-	A+	-	-		
Annual Energy Consumption	Cooling	kWh/a	260	300	360	444	507	-	-	507	-	-		
	Heating		1,431	1,527	1,999	2,601	2,828	-	-	2,828	-	-		
Moisture Removal			1.5	2.2	2.7	2.5	3.3	4.5	5.0	3.3	4.5	5.0		
Sound Pressure Level	Indoor (Cooling)	H/M/L/Q	33/32/31/28	33/32/31/28	35/33/32/29	40/38/36/33	44/41/38/34	46/42/39/35	47/43/40/36	44/41/38/34	46/42/39/35	47/43/40/36		
	Indoor (Heating)	H/M/L/Q	33/32/31/28	33/32/31/28	35/33/32/29	40/38/36/33	44/41/38/34	46/42/39/35	47/43/40/36	44/41/38/34	46/42/39/35	47/43/40/36		
Sound Power Level	Outdoor (Cooling/Heating)	High	50/50	51/51	53/54	53/55	55/55	57/57	57/59	55/55	57/57	57/59		
	Indoor (Cooling/Heating)	High	47/47	49/49	49/49	54/54	58/58	60/60	61/61	58/58	60/60	61/61		
Airflow Rate	Outdoor (Cooling/Heating)	High	62/62	63/63	65/66	68/69	70/70	71/71	73/73	70/70	71/71	73/73		
	Indoor / Outdoor (Cooling)	High	1,050/2,160	1,050/2,240	1,150/2,700	1,600/3,750	1,870/3,750	2,000/4,450	2,100/4,450	1,870/3,750	2,000/4,450	2,100/4,450		
Net Dimensions H x W x D	Indoor	mm	246x840x840									288x840x840		
	Outdoor	mm	632x799x290			716x820x315			788x940x320			998x940x320		
Weight	Indoor	kg	23	23	24	26	29	29	29	29	29	29		
	Outdoor	kg	36	38	42	52	52	67	67	53	67	67		
Remote Controller Type	Touch Panel Hard Wired Controller (Included with Grille)													
Interconnecting Cable (Suggested cable size 1.5mm)	3 Core + Earth													
Suggested MCB Size	A	16	16	16	25	25	30	30	16	16	16			
Max. Operating Current	Cooling/Heating	A	12.1	12.6	13.6	22.6	22.6	28.5	28.5	10.5	14.0	14.0		
Power Supply To	Outdoor													
Connection Pipe Diameter (Liquid / Gas)	Inch	1/4 & 1/2						3/8 & 5/8			3/8 & 5/8			
Max Pipe Length (Pre-Charge)	m	30 (20)						50 (30)			50 (30)			
Max Height Difference			20	25	30						30			
Refrigerant	Type (Global Warming Potential)	R32 (675)												
	Charge (CO2eq-T)	g	1020 (0.689)	1250 (0.844)	1900 (1.283)				2700 (1.823)				1900 (1.283)	2700 (1.283)
Additional Charge	g/m	20	20	40				40				40	40	
Operation Range	Cooling	°CDB	-15 to 46						-15 to 46					
	Heating	°CDB	-15 to 24						-15 to 24					
Cassette Grille	Model Name	UTG-UKYA-W (Wired remote controller UTY-RNRYZ5 included)												
	Dimensions (H x W x D)	mm	53x950x950									53x950x950		
	Weight	kg	6.0									6.0		
System List Price (includes Grille & UTY-RNRYZ5 controller)	£	2,104	2,361	2,568	2,806	3,215	3,487	4,064	3,236	3,584	4,087			

* calculated result

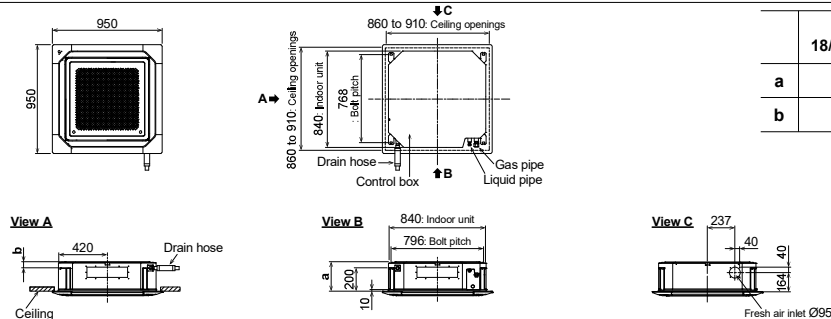
Optional parts

* For optional parts compatibility of Intesis devices, please refer to the optional parts compatibility list page M-102 to M-103.

Wired Remote Controller (Design type):	UTY-RVRY	External Switch Controller:	UTY-TERX	Cassette Grille:	UTG-UKYA-B
Compact Wired Remote Controller:	UTY-RCRYZ1	Wireless LAN Interface:	UTY-TFSXJ3		UTG-UKYX-W
Wired Remote Controller (Touch Panel):	UTY-RNRYZ5		FG-AC-WIF1Z1	Network Converter for single split (DC power supply type):	UTY-VTGX
Wired Remote Controller:	UTY-RVNYM	KNX® Converter:	UTY-VKXS	Network Converter for single split (AC power supply type):	UTY-VTGVX
Simple Remote Controller (Without operation mode):	UTY-RHRY	MODBUS® Converter:	UTY-VMSX	External input and output PCB:	UTY-XCSX
Simple Remote Controller:	UTY-RSRY	BACnet® Converter:	FG-AC-BAC1Z1	External input and output PCB Box:	UTZ-GXRA
Wireless Remote Controller:	UTY-LNTY	Fresh Air Intake Kit:	UTZ-VXRA	Silver Ion Filter:	UTD-HFRA
IR Receiver Unit:	UTY-LBTYC	External Connect Kit:	UTY-XWZXZG		
Human Sensor Kit:	UTY-SHZXC			(Outdoor unit 30/36/45/54)	
				External Connect Kit:	UTY-XWZXZ3

Dimensions

(Unit : mm)



	AUXG 18/22/24KRLB	AUXG 30/36/45/54KRLB
a	256	298
b	56	98

Slim Duct

Slim & Comfort



ECO Specifications

Model No.	Indoor unit		ARXG09KLLAP	ARXG12KLLAP	ARXG14KLLAP	ARXG18KLLAP	
	Outdoor unit		AOYG09KATA	AOYG12KATA	AOYG14KATA	AOYG18KATA	
Power Source			Single phase, ~230V, 50Hz				
Capacity	Cooling	kW	2.5	3.5	4.3	5.2	
	Heating		3.2	4.1	5.0	6.0	
UK Total Cooling / UK Sensible Cooling			2.37 / 1.86	3.27 / 2.49	4.10 / 3.12	4.80 / 3.54	
Input Power	Cooling/Heating	kW	0.69 / 0.88	1.09 / 1.17	1.37 / 1.42	1.66 / 1.71	
EER	Cooling	W/W	3.62	3.21	3.14	3.13	
COP	Heating		3.64	3.50	3.52	3.51	
Pdesign	Cooling/Heating(-10°C)	kW	2.5 / 2.3	3.5 / 2.8	4.3 / 3.2	5.2 / 3.8	
SEER	Cooling	W/W	5.9	5.8	5.6	5.8	
SCOP	Heating		3.8	3.8	3.8	3.8	
Energy Efficiency Class	Cooling	A+		A+	A+	A+	
	Heating	A		A	A	A	
Annual Energy Consumption	Cooling	kWh/a	148	211	269	313	
	Heating		847	1,031	1,177	1,398	
Moisture Removal		l/h	0.7	1.3	1.5	2.0	
Sound Pressure Level	Indoor (Cooling)	H/M/L/Q	dB(A)	28 / 27 / 26 / 25	29 / 28 / 26 / 25	32 / 30 / 28 / 26	32 / 30 / 29 / 27
	Indoor (Heating)	H/M/L/Q		28 / 26 / 25 / 24	29 / 28 / 26 / 24	32 / 30 / 28 / 25	32 / 30 / 29 / 27
Sound Power Level	Outdoor(Cooling/Heating)	High	47 / 48	49 / 50	50 / 51	51 / 52	
	Outdoor(Cooling/Heating)	High	57 / 57	58 / 58	60 / 60	58 / 58	
Airflow Rate	Indoor / Outdoor (Cooling)	High	600 / 1,610	650 / 1,630	800 / 1,670	940 / 1,710	
	Indoor / Outdoor (Heating)	High	600 / 1,550	650 / 1,410	800 / 1,580	940 / 1,840	
Static pressure range (Standard)		Pa	0 to 90 (25)	0 to 90 (25)	0 to 90 (25)	0 to 90 (25)	
Net Dimensions H x W x D	Indoor	mm	198 x 700 x 620	198 x 700 x 620	198 x 700 x 620	198 x 900 x 620	
	Outdoor	mm	541 x 663 x 290	541 x 663 x 290	542 x 799 x 290	542 x 799 x 290	
Weight	Indoor	kg	17	17	17	20	
	Outdoor	kg	23	25	32	33	
Remote Controller Type	NO CONTROLLER SUPPLIED WITH THESE UNITS PLEASE ORDER SEPARATELY						
Interconnecting Cable (Suggested cable size 1.5mm)	3 Core + Earth						
Suggested MCB Size		A	10	10	13	13	
Max. Operating Current	Cooling/Heating	A	6.9	7.7	9.2	10.1	
Power Supply To	Outdoor						
Connection Pipe Diameter (Liquid / Gas)		Inch	1/4 & 3/8	1/4 & 3/8	1/4 & 3/8	1/4 & 1/2	
Max Pipe Length (Pre-Charge)		m	15 (15)	15 (15)	20 (15)	20 (15)	
Max Height Difference			15	15	15	15	
Refrigerant	Type (Global Warming Potential)	R32 (675)					
	Charge (CO2eq-T)	g	600 (0.405)	700 (0.473)	850 (0.574)	900 (0.608)	
Operation Range	Additional Charge	g/m	-	-	20	20	
	Cooling	°CDB	-10 to 46				
Heating	-15 to 24						
System List Price (includes UTY-RNRZY25 controller)			1,354	1,444	1,637	1,869	

Auto Louvre Grille Kit (Option)

Simple flat Auto Louvre will provide comfort airflow and harmonise with luxury interior.



Height
198 mm
Drain pump built-in

Slim design

The slim design allows installations where ceilings are narrow. Drain hose as standard accessory

Model : ARXG09KLLAP / ARXG12KLLAP / ARXG14KLLAP / ARXG18KLLAP



ARXG09/12/14KLLAP



ARXG18KLLAP



For ARXG09/12/14KLLAP



For ARXG18KLLAP

Standard Specifications

Model No.	Indoor unit		ARXG09KLLAP	ARXG12KLLAP	ARXG14KLLAP	ARXG18KLLAP
	Outdoor unit		AOEG09KBTB	AOEG12KBTB	AOEG14KBTB	AOEG18KBTB
Power Source			Single-phase, ~230V, 50Hz			
Capacity	Cooling	kW	2.5 (0.9-3.2)	3.5 (0.9-4.4)	4.3 (0.9-5.4)	5.2 (0.9-5.9)
	Heating		3.2 (0.9-4.7)	4.1 (0.9-5.7)	5.0 (0.9-6.5)	6.0 (0.9-7.5)
UK Total Cooling / UK Sensible Cooling			2.37 / 1.86	3.39 / 2.54	4.12 / 3.13	5.01 / 3.69
Input Power	Cooling/Heating	kW	0.60 / 0.79	0.93 / 1.08	1.28 / 1.32	1.55 / 1.62
EER	Cooling	W/W	4.17	3.76	3.36	3.35
COP	Heating		4.05	3.80	3.79	3.70
Pdesign	Cooling/Heating(-10°C)	kW	2.5 / 2.6	3.5 / 3.4	4.3 / 3.8	5.2 / 4.4
SEER	Cooling	W/W	6.20	6.10	5.80	6.20
SCOP	Heating		4.30	4.00	3.90	4.10
Energy Efficiency Class	Cooling	A++		A++	A+	A++
	Heating	A+		A+	A	A+
Annual Energy Consumption	Cooling	kWh/a	141	201	259	293
	Heating		845	1,189	1,362	1,501
Moisture Removal			0.7	1.3	1.5	2.0
Sound Pressure Level	Indoor (Cooling)	H/M/L/Q	28 / 27 / 26 / 25	29 / 28 / 26 / 25	32 / 30 / 28 / 26	32 / 30 / 29 / 27
	Indoor (Heating)	H/M/L/Q	28 / 26 / 25 / 24	29 / 28 / 26 / 24	32 / 30 / 28 / 25	32 / 30 / 29 / 27
Sound Power Level	Outdoor(Cooling/Heating)	High	46 / 46	47 / 47	49 / 49	50 / 50
	Indoor(Cooling/Heating)	High	57/57	58/58	60/60	58/58
Airflow Rate	Indoor / Outdoor (Cooling)	High	600 / 1,480	650 / 1,580	800 / 1,670	940 / 2,160
	Indoor / Outdoor (Heating)	High	600 / 1,410	650 / 1,520	800 / 1,580	940 / 1,830
Static pressure range (Standard)			0 to 90 (25)	0 to 90 (25)	0 to 90 (25)	0 to 90 (25)
Net Dimensions H x W x D	Indoor	mm	198 x 700 x 620	198 x 700 x 620	198 x 700 x 620	198 x 900 x 620
	Outdoor	mm	542 x 799 x 290	542 x 799 x 290	542 x 799 x 290	632 x 799 x 290
Weight	Indoor	kg	17	17	17	20
	Outdoor	kg	32	33	33	36
Remote Controller Type			NO CONTROLLER SUPPLIED WITH THESE UNITS PLEASE ORDER SEPARATELY			
Interconnecting Cable (Suggested cable size 1.5mm)			3 Core + Earth			
Suggested MCB Size	A		10	10	16	16
Max. Operating Current	Cooling/Heating	A	7.9	9.7	10.2	12.1
Power Supply To			Outdoor			
Connection Pipe Diameter (Liquid / Gas)	Inch		1/4 & 3/8		1/4 & 3/8	1/4 & 1/2
Max Pipe Length (Pre-Charge)	m		20 (15)		25 (15)	30 (20)
Max Height Difference			15		20	20
Refrigerant	Type (Global Warming Potential)		R32 (675)			
	Charge (CO2eq-T)	g	850 (0.574)			1020 (0.689)
	Additional Charge	g/m	20			20
Operation Range	Cooling	°CDB	-15 to 46			
	Heating		-15 to 24			
System List Price (includes UTY-RNRYZ5 controller)	£		1,543	1,649	1,878	2,114

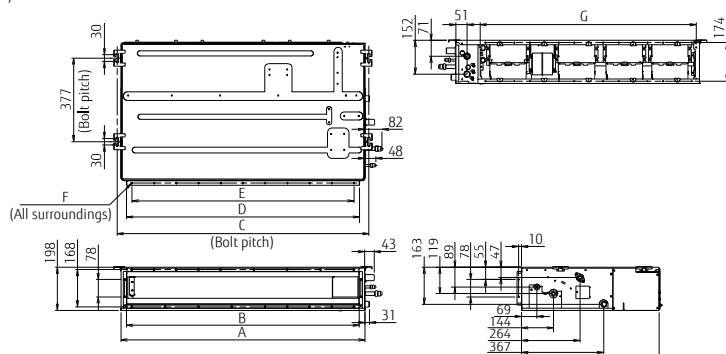
Optional parts

* For optional parts compatibility of Intesis devices, please refer to the optional parts compatibility list page M-102 to M-103.

Wired Remote Controller (Design type):	UTY-RVRY	WLAN adapter:	UTY-TFSXJ3	Network Converter for single split (DC power supply type):	UTY-VTGX
Compact Wired Remote Controller:	UTY-RCRYZ1		FG-AC-WIF1Z1	Network Converter for single split (AC power supply type):	UTY-VTGXV
Wired Remote Controller (touch panel):	UTY-RNRYZ5	Silver Ion Filter:	UTD-HFTA (09-14)	Fresh Air Intake Kit:	UTZ-VXAA
Wired Remote Controller:	UTY-RVNYM		UTD-HFTB (18)	Auto Louvre Grille Kit:	UTD-GXSA-W (09-14)
Simple Remote Controller (without operation mode):	UTY-RHRY	External Switch Controller:	UTY-TERX		UTD-GXSB-W (18)
Simple Remote Controller:	UTY-RSRY	KNX® Converter:	UTY-VKSX	IR Receiver Unit:	UTY-LBTYM
Wireless Remote Controller:	UTY-LNTY	MODBUS® Converter:	UTY-VMSX	External Connect Kit:	UTY-XWXZG
IR Receiver Unit:	UTY-LBTYM	BACnet® Converter:	FG-AC-BAC1Z1		

Dimensions

(Unit : mm)



	ARXG09/12/14KLLAP	ARXG18KLLAP
A	700	900
B	650	850
C	734	934
D	650	850
E	P100x6=600	P100x8=800
F	18xØ5	22xØ5
G	574	774

Medium Static Pressure Duct

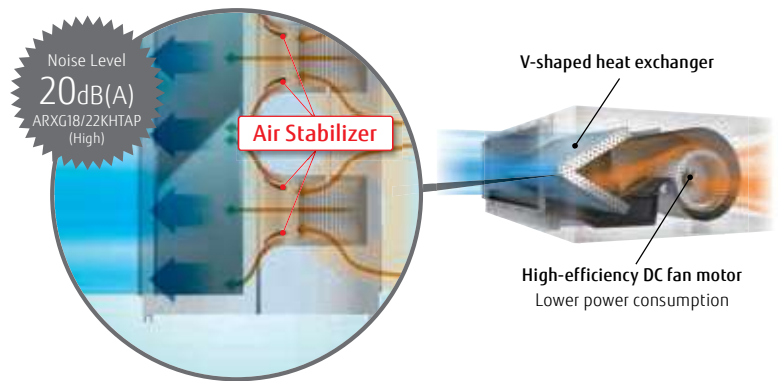
Compact Size



(30)

High-efficiency & Quiet operation

The combination of the V-shaped heat exchanger, air stabilizer, and the high-efficiency DC fan motor enable high-efficiency and quiet operation.



Small, lightweight outdoor unit

The outdoor unit in this series is smaller and lighter than previous-generation outdoor units. It can be installed in a narrow space.



Automatic airflow adjustment function

This unique and innovative function detects required air flow in each application case and automatically adjust the volume.

Automatically adjust !



Link up with a variety of central control system (Option)

Centralized control including facilities and equipment in addition to air conditioning is possible by linking up with MODBUS, KNX interfaces.



Model: ARXG12KHTAP / ARXG14KHTAP / ARXG18KHTAP / ARXG22KHTAP / ARXG24KHTAP / ARXG30KHTAP



ARXG12/14KHTAP



ARXG18/22/24/30KHTAP



For ARXG12/14KHTAP For ARXG18/22KHTAP For ARXG24KHTAP For ARXG30KHTAP

Specifications

Model name	Indoor unit		ARXG12KHTAP	ARXG14KHTAP	ARXG18KHTAP	ARXG22KHTAP	ARXG24KHTAP	ARXG30KHTAP	
	Outdoor unit		AOEG12KBTB	AOEG14KBTB	AOEG18KBTB	AOEG22KBTB	AOEG24KBTB	AOEG30KBTB	
Power Source	Single phase, ~230 V, 50 Hz								
Capacity	Cooling	kW	3.5	4.3	5.2	6.0	6.8	8.5	
	Heating		4.1	5.0	6.0	7.0	7.5	10.0	
UK Total Cooling / UK Sensible Cooling			3.39 / 2.96	4.12 / 3.53	5.01 / 4.09	5.85 / 4.75	6.63 / 5.13	8.08 / 6.39	
Input Power	Cooling/Heating	kW	0.87 / 1.00	1.17 / 1.25	1.36 / 1.56	1.71 / 1.81	1.89 / 1.85	2.65 / 2.63	
EER	Cooling	W/W	4.02	3.68	3.82	3.51	3.60	3.21	
COP	Heating		4.10	4.00	3.85	3.87	4.06	3.80	
Pdesign	Cooling/Heating (-10°C)	kW	3.5 / 3.4	4.3 / 3.8	5.2 / 4.4	6.0 / 4.8	6.8 / 6.0	8.5 / 8.0	
SEER	Cooling	W/W	6.30	6.20	6.50	6.50	6.50	6.23	
SCOP	Heating (Average)		4.10	4.00	4.10	4.20	4.10	4.00	
Energy Efficiency Class	Cooling	A++		A++	A++	A++	A++	A++	
	Heating (Average)	A+		A+	A+	A+	A+	A+	
Annual Energy Consumption	Cooling	kWh/a	194	243	280	323	366	477	
	Heating		1,159	1,328	1,501	1,597	2,048	2,796	
Moisture Removal			0.7	0.9	1.2	1.5	1.8	2.3	
Sound Pressure Level	Indoor (Cooling)	H/M/L/Q	32/27/26/24	33/28/27/25	28/25/22/20	28/25/22/20	32/28/24/21	36/33/30/29	
	Indoor (Heating)	H/M/L/Q	32/27/26/24	33/28/27/25	28/25/22/20	28/25/22/20	32/28/24/21	36/33/30/29	
Sound Power Level	Outdoor (Cooling/Heating)	High	47/47	49/49	50/50	51/51	53/54	53/55	
	Indoor (Cooling/Heating)	High	57/58	59/60	54/54	57/57	57/57	63/65	
Airflow Rate	Indoor/Outdoor (Cooling)	High	850/1,580	950/1,670	1,050/2,160	1,050/2,240	1,360/2,700	1,700/3,750	
	Indoor/Outdoor (Heating)	High	850/1,520	950/1,580	1,050/1,830	1,050/1,960	1,360/2,700	1,700/3,750	
Static pressure range (Standard)			Pa	30 to 200 (35)	30 to 200 (35)	30 to 200 (35)	30 to 200 (35)	30 to 200 (47)	
Net Dimensions	Indoor	mm	300 × 700 × 700	300 × 700 × 700	300 × 1,000 × 700	300 × 1,000 × 700	300 × 1,000 × 700	300 × 1,000 × 700	
H x W x D	Outdoor	mm	542 × 799 × 290	542 × 799 × 290	632 × 799 × 290	632 × 799 × 290	716 × 820 × 315	788 × 940 × 320	
Weight	Indoor	kg	27	27	35	35	36	36	
	Outdoor	kg	33	33	36	38	42	52	
Remote Controller Type	NO CONTROLLER SUPPLIED WITH THESE UNITS PLEASE ORDER SEPARATELY								
Interconnecting Cable (Suggested cable size 1.5mm)	3 Core + Earth								
Suggested MCB Size			A	10	16	16	16	25	
Max. Operating Current	Cooling/Heating	A	9.7	10.2	12.1	12.6	13.6	22.6	
Power Supply To	Outdoor								
Connection Pipe Diameter (Liquid/Gas)			Inch	1/4 & 3/8		1/4 & 1/2		3/8 & 5/8	
Max. Pipe Length (Pre-Charge)			m	25 (15)		30 (20)		50 (30)	
Max. Height Difference				20	20	25		30	
Refrigerant	Type (Global Warming Potential)	R32 (675)							
	Charge (CO2eq-T)	g	850 (0.574)		1020 (0.689)		1250 (0.844)		1900 (1.283)
Operating Range	Additional Charge	g/m	20		20		20	20	
	Cooling	°CDB	-15 to 46						
System List Price (includes UTY-RNRY25 controller & filter)	Heating	°CDB	-15 to 24						
			£	1,956	2,091	2,242	2,433	2,650	3,055

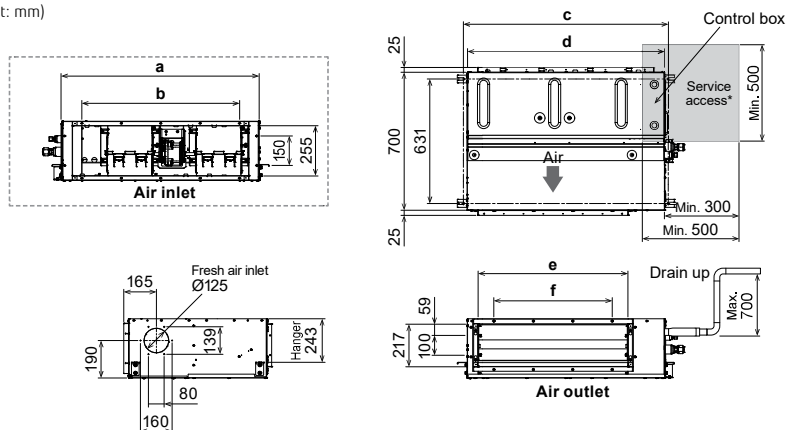
Optional parts

* For optional parts compatibility of Intesis devices, please refer to the optional parts compatibility list page M-102 to M-103.

Wired Remote Controller (Design type):	UTY-RVRY	Long-life filter:	UTD-LFNB (18-30)	External input and output PCB:	UTY-XCSX
Compact wired remote controller:	UTY-RCRYZ1		UTD-LFNC (12-14)	External connect kit:	UTY-XWZXZG
Wired remote controller (touch panel):	UTY-RNRYZ5	Silver Ion Filter:	UTD-HFNB (18-30)	External input and output PCB bracket:	UTZ-GXNA
Wired remote controller:	UTY-RVNYM		UTD-HFNC (12/14)	Network Converter for single split (DC power supply type):	UTY-VTGX
Simple remote controller (without operation mode):	UTY-RHRY	WLAN adapter:	UTY-TFSXJ3	Network Converter for single split (AC power supply type):	UTY-VTGXV
Simple remote controller:	UTY-RSRY		FG-AC-WIFIZ1	External switch controller:	UTY-TERX
Wireless Remote Controller:	UTY-LNTY	KNX® Converter:	UTY-VKSX		
IR Receiver Unit:	UTY-LBTYM	MODBUS® Converter:	UTY-VMSX	(Outdoor unit 30)	
Remote sensor unit:	UTY-XS2XZ1	BACnet® Converter:	FG-AC-BACIZ1	External connect kit:	UTY-XWZXZ3

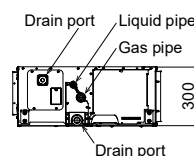
Dimensions

(Unit: mm)



	ARXG 12 / 14 KHTAP	ARXG 18 / 22 / 24 / 30 KHTAP
a	650	895
b	P100×5=500	P100×8=800
c	740	1,040
d	700	1,000
e	462	762
f	P100×4=400	P100×7=700

*The design of the service access depends on the installation method. Refer to the installation manual for more information.



Medium Static Pressure Duct

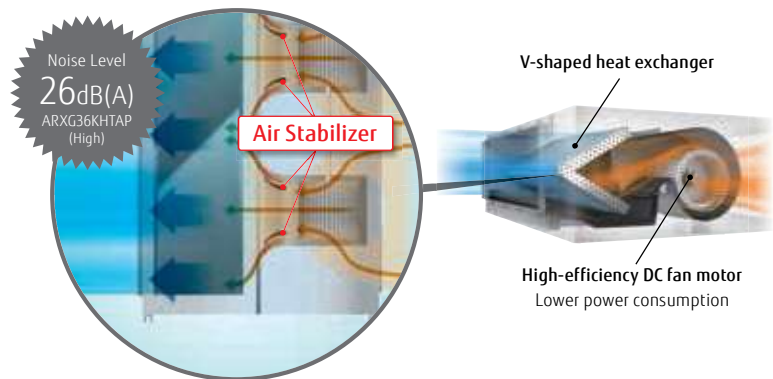
Compact Size



(36/45/54)


High-efficiency & Quiet operation

The combination of the V-shaped heat exchanger, air stabilizer, and the high-efficiency DC fan motor enable high-efficiency and quiet operation.



Small, lightweight outdoor unit

The outdoor unit in this series is smaller and lighter than previous-generation outdoor units. It can be installed in a narrow space.



Automatic airflow adjustment function

This unique and innovative function detects required air flow in each application case and automatically adjust the volume.

Automatically adjust !



Link up with a variety of central control system (Option)

Centralized control including facilities and equipment in addition to air conditioning is possible by linking up with MODBUS, KNX interfaces.



Model: ARXG36KHTAP / ARXG45KHTAP / ARXG54KHTAP
ARXG36KHTAP [3-phase] / ARXG45KHTAP [3-phase] / ARXG54KHTAP [3-phase]



ARXG36/45/54KHTAP



For ARXG36KHTAP For ARXG45/54KHTAP

Specifications

Model name	Indoor unit		ARXG36KHTAP	ARXG45KHTAP	ARXG54KHTAP	ARXG36KHTAP	ARXG45KHTAP	ARXG54KHTAP			
	Outdoor unit		AOEG36KBTB	AOEG45KBTB	AOEG54KBTB	AOEG36KRTA	AOEG45KRTA	AOEG54KRTA			
Power Source	Single phase, ~230 V, 50 Hz					3-phase, ~400 V, 50 Hz					
Capacity	Cooling	kW	9.5	12.1	13.4	9.5	12.1	13.4			
	Heating		10.8	13.5	15.5	10.8	13.5	15.5			
UK Total Cooling / UK Sensible Cooling			9.03 / 7.50	11.54 / 9.52	12.78 / 10.40	9.03 / 7.50	11.54 / 9.52	12.78 / 10.40			
Input Power	Cooling/Heating	kW	2.86 / 2.48	3.53 / 3.37	4.42 / 3.89	2.86 / 2.48	3.53 / 3.37	4.42 / 3.89			
EER	Cooling	W/W	3.32	3.43	3.03	3.32	3.43	3.03			
COP	Heating		4.35	4.01	3.98	4.35	4.01	3.98			
Pdesign	Cooling/Heating (-10°C)	kW	9.5 / 8.7	-	-	9.5 / 8.7	-	-			
SEER	Cooling	W/W	6.10	5.83*	5.81*	6.10	5.83*	5.81*			
SCOP	Heating (Average)		4.20	3.87*	3.85*	4.20	3.87*	3.85*			
Energy Efficiency Class	Cooling	A++		-	-	A++	-	-			
	Heating (Average)	A+		-	-	A+	-	-			
Annual Energy Consumption	Cooling	kWh/a	544	-	-	544	-	-			
	Heating		2,898	-	-	2,898	-	-			
Moisture Removal			l/h	2.0	2.6	3.7	2.0	2.6	3.7		
Sound Pressure Level	Indoor (Cooling)	H/M/L/Q	36/31/28/26			36/31/28/26					
	Indoor (Heating)	H/M/L/Q	33/31/28/26			33/31/28/26					
Sound Power Level	Outdoor (Cooling/Heating)	High	55/55			55/55					
	Indoor (Cooling/Heating)	High	64/63			64/63					
Airflow Rate	Indoor/Outdoor (Cooling)	High	2,050/3,750			2,050/3,750					
	Indoor/Outdoor (Heating)	High	1,850/3,750			1,850/3,750					
Static pressure range (Standard)			Pa	30 to 200 (47)	30 to 200 (60)	30 to 200 (60)	30-200 (47)	30-200 (60)	30-200 (60)		
Net Dimensions H x W x D	Indoor	mm	300 x 1,400 x 700			300 x 1,400 x 700					
	Outdoor	mm	788 x 940 x 320			788 x 940 x 320					
Weight	Indoor	kg	46			46					
	Outdoor	kg	52			53					
Remote Controller Type	NO CONTROLLER SUPPLIED WITH THESE UNITS PLEASE ORDER SEPARATELY										
Interconnecting Cable (Suggested cable size 1.5mm)	3 Core + Earth										
Suggested MCB Size	A	25		30	30	16		16			
Max. Operating Current	Cooling/Heating	A	22.6		28.5	10.5		14.0			
Power Supply To	Outdoor										
Connection Pipe Diameter (Liquid/Gas)	Inch		3/8 & 5/8			3/8 & 5/8					
Max. Pipe Length (Pre-Charge)	m		50 (30)			50 (30)					
Max. Height Difference			30			30					
Refrigerant	Type (Global Warming Potential)	R32 (675)									
	Charge (CO2eq-T)	g	1900 (1.283)		2700 (1.823)		1900 (1.283)		2700 (1.823)		
Operating Range	Additional Charge	g/m	40		40		40		40		
	Cooling	°CDB			-15 to 46				-15 to 46		
System List Price (includes UTY-RNRZY5 controller & filter)	Heating	°CDB			-15 to 24				-15 to 24		
			£	3,514		3,734		4,266		3,535	3,831

* calculated result

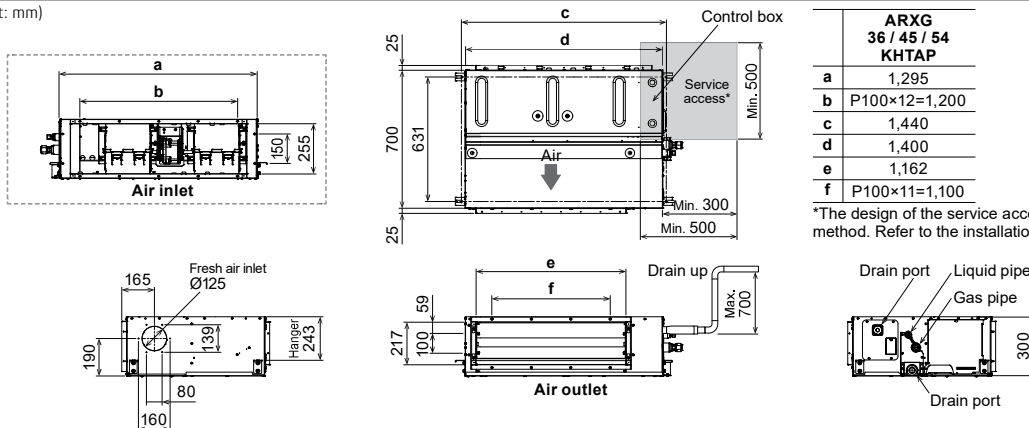
Optional parts

* For optional parts compatibility of Intesis devices, please refer to the optional parts compatibility list page M-102 to M-103.

Wired Remote Controller (Design type):	UTY-RVRY	Remote sensor unit:	UTY-XSZX21	External input and output PCB:	UTY-XCSX
Compact wired remote controller:	UTY-RCRYZ1	Long-life filter:	UTD-LFNA (36-54)	External connect kit:	UTY-XWZXZG
Wired remote controller (touch panel):	UTY-RNRZY5	Silver Ion Filter:	UTD-HFNA (36-54)	External input and output PCB bracket:	UTZ-GXNA
Wired remote controller:	UTY-RVNYM	WLAN adapter:	UTY-TFSXJ3	Network Converter for single split (DC power supply type):	UTY-VTGX
Simple remote controller (without operation mode):	UTY-RHRY		FG-AC-WIF121	Network Converter for single split (AC power supply type):	UTY-VTGXV
Simple remote controller:	UTY-RSRY	KNX® Converter:	UTY-VKSX	External switch controller:	UTY-TERX
Wireless Remote Controller:	UTY-LNTY	MODBUS® Converter:	UTY-VMSX		
IR Receiver Unit:	UTY-LBTYM	BACnet® Converter:	FG-AC-BAC121	(Outdoor unit 36/45/54)	
				External connect kit:	UTY-XWZXZ3

Dimensions

(Unit: mm)



Medium Static Pressure Duct Standard



(30/36/45)

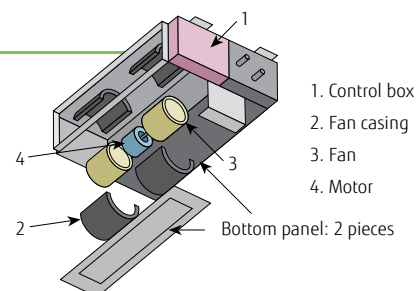
ECO Specifications

Model No.	Indoor unit		ARXG22KMLA	ARXG24KMLA	ARXG30KMLA	ARXG36KMLA	ARXG45KMLA	ARXG36KMLA	ARXG45KMLA
	Outdoor unit		AOYG22KATA	AOYG24KATA	AOYG30KATA	AOYG36KATA	AOYG45KATA	AOYG36KQTA	AOYG45KQTA
Power Source			Single phase, ~230V, 50Hz					3 phase, ~400V, 50Hz	
Capacity	Cooling	kW	6.0(0.9-6.3)	6.8(0.9-7.4)	8.5(2.8-9.6)	9.5(2.8-10.6)	12.1(4.0-12.6)	9.5(2.8-10.6)	12.1(4.0-12.6)
	Heating		7.0(0.9-7.4)	7.5(0.9-8.6)	10.0(2.7-10.8)	10.8(2.7-12.5)	13.5(4.2-15.0)	10.8(2.7-12.5)	13.5(4.2-15.0)
UK Total/sensible cooling		kW	5.65 / 4.23	6.63 / 4.86	8.08 / 6.23	9.03 / 6.83	11.54 / 8.64	9.03 / 6.83	11.54 / 8.64
Input Power	Cooling/Heating	kW	1.92/2.00	2.19/2.00	2.78/2.77	3.13/3.03	4.84/4.18	3.13/3.03	4.84/4.18
EER	Cooling	W/W	3.13	3.11	3.06	3.04	2.50	3.04	2.50
COP	Heating		3.50	3.75	3.61	3.56	3.23	3.56	3.23
Pdesign	Cooling/Heating(-10°C)	kW	6.0/4.4	6.8/5.4	8.5/8.0	9.5/8.7	-	9.5/8.7	-
SEER	Cooling	W/W	5.8	5.9	5.8	5.6	4.85*	5.6	4.85*
SCOP	Heating		3.8	3.9	3.9	3.9	3.55*	3.9	3.55*
Energy Efficiency Class	Cooling	A+		A+	A+	A+	-	A+	-
	Heating	A		A	A	A	-	A	-
Annual Energy Consumption	Cooling	kWh/a	362	403	513	594	-	594	-
	Heating		1,620	1,935	2,871	3,122	-	3,122	-
Moisture Removal		l/h	2.1	2.5	2.5	3.0	4.0	3.0	4.0
Sound Pressure Level	Indoor (Cooling)	H/M/L/Q	31/29/27/25	31/29/27/25	39/35/30/26	39/35/30/26	42/38/32/28	39/35/30/26	42/38/32/28
	Indoor (Heating)	H/M/L/Q	31/29/27/25	31/29/27/25	42/35/30/26	42/35/30/26	42/38/32/28	42/35/30/26	42/38/32/28
Sound Power Level	Indoor(Cooling/Heating)	High	52/53	54/55	53/55	55/55	58/59	55/55	58/59
	Outdoor(Cooling/Heating)	High	60/62	60/62	65/69	65/70	68/70	65/70	68/70
Airflow Rate	Indoor / Outdoor (Cooling)	High	1,100/2,240	1,100/2,885	1,900/3,750	1,900/3,750	2,100/4,450	1,900/3,750	2,100/4,450
	Indoor / Outdoor (Heating)	High	1,100/2,240	1,100/2,350	2,100/3,750	2,100/3,750	2,100/4,450	2,100/3,750	2,100/4,450
Static pressure range (Standard)		Pa	30 - 150 (35)	30 - 150 (35)	30 - 150 (47)	30 - 150 (47)	30 - 150 (60)	30 - 150 (47)	30 - 150 (60)
Net Dimensions H x W x D	Indoor	mm	270×1,135×700	270×1,135×700	270×1,135×700	270×1,135×700	270×1,135×700	270×1,135×700	270×1,135×700
	Outdoor	mm	632×799×290	632×799×290	788×940×320	788×940×320	998×940×320	788×940×320	998×940×320
Weight	Indoor	kg	35	35	38	38	39	38	39
	Outdoor	kg	36	38	52	52	61	53	62
Remote Controller Type (NOT Supplied With Unit)			NO CONTROLLER SUPPLIED WITH THESE UNITS PLEASE ORDER SEPARATELY					SEPARATELY	
Interconnecting Cable (Suggested cable size 1.5mm)			3 Core + Earth					3 Core + Earth	
Suggested MCB Size		A	16	20	25	25	32	16	16
Max. Operating Current	Cooling/Heating	A	11.6/11.6	12.6/12.6	22.5/22.5	22.5/22.5	28.1/28.1	10.5/10.5	13.6/13.6
Power Supply To			Outdoor					Outdoor	
Connection Pipe Diameter (Gas / Liquid)		Inch	1/2 & 1/4		5/8 & 3/8			5/8 & 3/8	
Max Pipe Length (Pre-Charge)		m	25 (15)		30 (30)			30 (30)	
Max Height Difference			20		30			30	
Refrigerant	Type		R32					R32	
	Charge	g	1100	1250	1900	1900	2400	1900	2400
	Additional Charge	g/m	20	20	-	-	-	-	-
Operation Range	Cooling	°CDB	-10 to 46					-10 to 46	
	Heating		-15 to 24					-15 to 24	
System List Price (includes UTY-RNRY25 controller, filter & flange)		£	2,157	2,321	2,668	3,024	3,269	3,214	3,477

* calculated result

Easy maintenance

Structural improvement is attained by making the bottom panel in two pieces—front and rear. The internal fan casing is also manufactured in two pieces—upper and lower. As a result, the motor and fan can be easily accessed and maintained by removing the rear panel and the lower casing while leaving the main chassis in place.



**Model: ARXG22KMLB / ARXG24KMLA / ARXG30KMLA / ARXG36KMLA / ARXG45KMLA
ARXG36KMLA [3-phase] / ARXG45KMLA [3-phase]**



Specifications

Model name	Indoor unit		ARXG22KMLB	ARXG24KMLA	ARXG30KMLA	ARXG36KMLA	ARXG45KMLA	ARXG36KMLA	ARXG45KMLA		
	Outdoor unit		AOEG22KBTB	AOEG24KBTB	AOEG30KBTB	AOEG36KBTB	AOEG45KBTB	AOEG36KRTA	AOEG45KRTA		
Power Source	Single phase, ~230 V, 50 Hz						3-phase, ~400 V, 50 Hz				
Capacity	Cooling	kW	6.0	6.8	8.5	9.5	12.1	9.5	12.1		
	Heating		7.0	7.5	10.0	10.8	13.5	10.8	13.5		
UK Total Cooling / UK Sensible Cooling											
Input Power	Cooling/Heating	kW	1.78/1.87	2.14/1.97	2.65/2.63	2.97/2.88	4.22/3.84	2.97/2.88	4.22/3.84		
EER	Cooling	W/W	3.37	3.18	3.21	3.20	2.87	3.20	2.87		
COP	Heating	W/W	3.74	3.80	3.80	3.75	3.52	3.75	3.52		
Pdesign	Cooling/Heating (-10°C)	kW	6.0/4.8	6.8/6.0	8.5/8.0	9.5/8.7	-	9.5/8.7	-		
SEER	Cooling	W/W	6.10	6.20	6.23	6.10	5.25*	6.10	5.25*		
SCOP	Heating	W/W	4.10	4.10	4.00	4.00	3.63*	4.00	3.63*		
Energy Efficiency Class	Cooling		A+	A+	A+	A+	-	A+	-		
	Heating		A+	A+	A+	A+	-	A+	-		
Annual Energy Consumption	Cooling	kWh/a	344	384	477	545	-	545	-		
	Heating	kWh/a	1,637	2,045	2,797	3,044	-	3,044	-		
Moisture Removal		l/h	2.1	2.5	2.5	3.0	4.0	3.0	4.0		
Sound Pressure Level	Indoor (Cooling)	H/M/L/Q	31/29/27/25	31/29/27/25	39/35/30/26	39/35/30/26	42/38/32/28	39/35/30/26	42/38/32/28		
	Indoor (Heating)	H/M/L/Q	31/29/27/25	31/29/27/25	42/35/30/26	42/35/30/26	42/38/32/28	42/35/30/26	42/38/32/28		
Sound Power Level	Outdoor (Cooling/Heating)	High	51/51	53/54	53/55	55/55	57/57	55/55	57/57		
	Indoor (Cooling/Heating)	High	60/62	60/62	65/69	65/70	68/70	65/70	68/70		
Airflow Rate	Indoor/Outdoor (Cooling)	High	1,100/2,240	1,100/2,700	1,900/3,750	1,900/3,750	2,100/4,450	1,900/3,750	2,100/4,450		
	Indoor/Outdoor (Heating)	High	1,100/1,960	1,100/2,700	2,100/3,750	2,100/3,750	2,100/4,450	2,100/3,750	2,100/4,450		
Static pressure range (Standard)		Pa	30 to 150 (35)	30 to 150 (35)	30 to 150 (47)	30 to 150 (47)	30 to 150 (60)	30-150 (47)	30-150 (60)		
Net Dimensions H x W x D	Indoor	mm	270 x 1,135 x 700	270 x 1,135 x 700	270 x 1,135 x 700	270 x 1,135 x 700	270 x 1,135 x 700	270 x 1,135 x 700	270 x 1,135 x 700		
Weight	Indoor	kg	35	35	38	38	39	38	39		
	Outdoor	kg	38	42	52	52	67	53	67		
Remote Controller Type	NO CONTROLLER SUPPLIED WITH THESE UNITS PLEASE ORDER SEPARATELY										
Interconnecting Cable (Suggested cable size 1.5mm)			3 Core + Earth					3 Core + Earth			
Suggested MCB Size			16	16	25	25	32	16	16		
Max. Operating Current	Cooling/Heating	A	12.6	13.6	22.6	22.6	28.5	10.5	14.0		
Power Supply To			Outdoor					Outdoor			
Connection Pipe Diameter (Liquid/Gas)	Inch		1/4 & 1/2		3/8 & 5/8			3/8 & 5/8			
Max. Pipe Length (Pre-Charge)	m		30 (20)		50 (30)			50 (30)			
Max. Height Difference			25		30			30			
Refrigerant	Type (Global Warming Potential)		R32 (675)						R32 (675)		
	Charge (CO2eq-T)	g	1250 (0.844)		1900 (1.283)		2700 (1.823)		1900 (1.283) 2700 (1.823)		
Operating Range	Cooling	°CDB	-15 to 46						-15 to 46		
	Heating	°CDB	-15 to 24						-15 to 24		
System List Price (includes UTY-RNRYZ5 controller, filter & flange)	£		2,479	2,678	3,084	3,542	3,759	3,563	3,856		

*calculated result

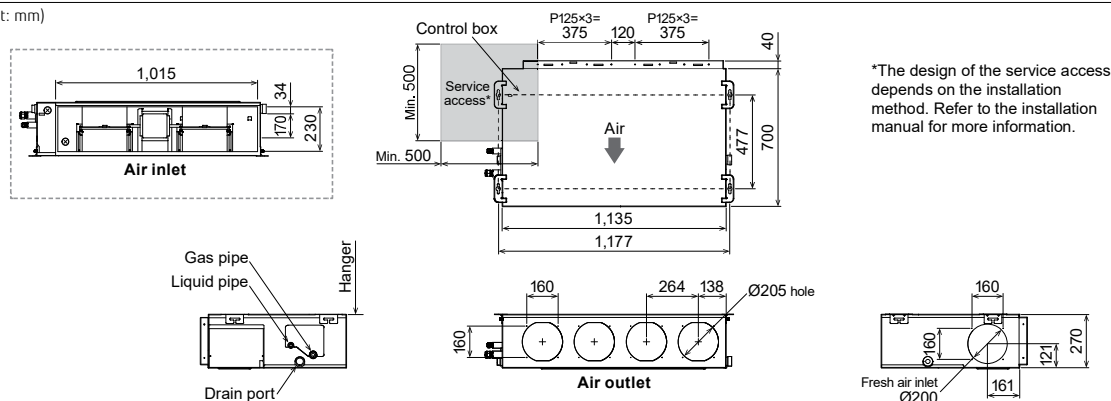
Optional parts

m103* For optional parts compatibility of Intesis devices, please refer to the optional parts compatibility list page M-102 to M-103.

- | | | | | | |
|--|------------|-----------------------------|--------------|--|------------|
| Wired Remote Controller (Design type): | UTY-RVRY | External switch controller: | UTY-TERX | Network Converter for single split (DC power supply type): | UTY-VTGX |
| Compact wired remote controller: | UTY-RCRYZ1 | WLAN adapter: | UTY-TFSXJ3 | Network Converter for single split (AC power supply type): | UTY-VTGXV |
| Wired remote controller (touch panel): | UTY-RNRYZ5 | | FG-AC-WIF1Z1 | Long-life filter: | UTD-LF25NA |
| Wired remote controller: | UTY-RVNYM | Flange (Round): | UTD-RF204 | Silver Ion Filter: | UTD-HFND |
| Simple remote controller (without operation mode): | UTY-RHRY | Flange (Square): | UTD-SF045T | External connect kit: | UTY-XWZXZG |
| Simple remote controller: | UTY-RSRY | Remote sensor unit: | UTY-XSZXZ1 | | |
| Wireless Remote Controller: | UTY-LNTY | Drain pump unit: | UTZ-PX1NBA | (Outdoor unit 30/36/45) | |
| IR receiver unit: | UTY-LBTYM | | | External connect kit: | UTY-XWZXZ3 |

Dimensions

(Unit: mm)




High Static Pressure Duct


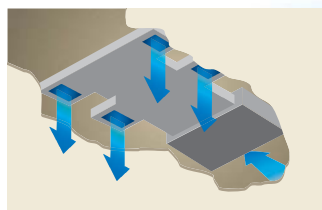


Easy installation (Compact & Lightweight)

The indoor and outdoor units are designed to be compact and light by reducing the basic chassis size and the overall material weight.

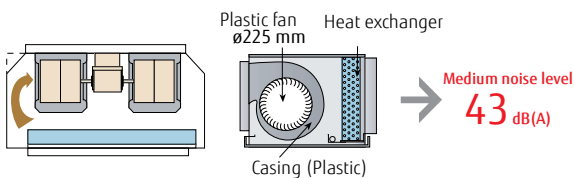


Design also suits high static pressure



Low noise

Slanted corners at the top help reduce turbulent airflow. Low noise is realized by adopting a plastic case and a plastic fan.



Link up with a variety of central control system (Option)

Centralized control including facilities and equipment in addition to air conditioning is possible by linking up with MODBUS, KNX interfaces.



Model: ARXG45KHTB / ARXG54KHTB
ARXG45KHTB [3-phase] / ARXG54KHTB [3-phase]



Specifications

Model name	Indoor unit		ARXG45KHTB	ARXG54KHTB	ARXG45KHTB	ARXG54KHTB	
	Outdoor unit		AOEG45KRTB	AOEG54KRTB	AOEG45KRTA	AOEG54KRTA	
Power Source	Single phase, ~230 V, 50 Hz			3-phase, ~400 V, 50 Hz			
Capacity	Cooling	kW	12.1	13.4	12.1	13.4	
	Heating		13.5	15.5	13.5	15.5	
UK Total Cooling / UK Sensible Cooling			11.54 / 9.68	12.78 / 10.60	11.54 / 9.68	12.78 / 10.60	
Input Power	Cooling/Heating	kW	4.16/3.61	4.77/4.18	4.16/3.61	4.77/4.18	
EER	Cooling	W/W	2.91	2.81	2.91	2.81	
	Heating		3.74	3.71	3.74	3.71	
Pdesign	Cooling/Heating (-10°C)	kW	-	-	-	-	
	SEER		Cooling	5.14*	5.10*	5.14*	5.10*
SCOP	Heating	W/W	4.00*	3.96*	4.00*	3.96*	
	Energy Efficiency Class		Cooling	-	-	-	-
Annual Energy Consumption	Heating	kWh/a	-	-	-	-	
	Moisture Removal		l/h	1.5	2.0	1.5	2.0
Sound Pressure Level	Indoor (Cooling)	H/M/L	47/43/40	47/43/40	47/43/40	47/43/40	
	Indoor (Heating)	H/M/L	47/43/40	47/43/40	47/43/40	47/43/40	
	Outdoor (Cooling/Heating)	High	57/57	57/59	57/57	57/59	
Sound Power Level	Indoor (Cooling/Heating)	High	75/74	75/74	75/74	75/74	
	Outdoor (Cooling/Heating)	High	71/71	73/73	71/71	73/73	
	Airflow Rate	Indoor/Outdoor (Cooling)	High	3,350/4,450	3,350/4,450	3,350/4,450	3,350/4,450
Static pressure range (Standard)	Indoor/Outdoor (Heating)	High	3,350/4,450	3,350/4,450	3,350/4,450	3,350/4,450	
	Net Dimensions	Indoor	mm	400 × 1,050 × 500	400 × 1,050 × 500	400 × 1,050 × 500	400 × 1,050 × 500
H x W x D	Outdoor	mm	998 × 940 × 320	998 × 940 × 320	998 × 940 × 320	998 × 940 × 320	
	Weight	Indoor	kg	46	46	46	46
Weight	Outdoor	kg	67	67	67	67	
	Remote Controller Type	NO CONTROLLER SUPPLIED WITH THESE UNITS PLEASE ORDER SEPARATELY					
Interconnecting Cable (Suggested cable size 1.5mm)	3 Core + Earth						
Suggested MCB Size			A	32	A	16	
Max. Operating Current	Cooling/Heating	A	28.5	28.5	14.0	14.0	
Power Supply To			Outdoor	Outdoor	Outdoor	Outdoor	
Connection Pipe Diameter (Liquid/Gas)			Inch	3/8 & 5/8	3/8 & 5/8	3/8 & 5/8	
Max. Pipe Length (Pre-Charge)			m	50 (30)	50 (30)	50 (30)	
Max. Height Difference			m	30	30	30	
Refrigerant	Type (Global Warming Potential)	R32 (675)					
	Charge (CO2eq-T)	g	2700 (1.823)	2700 (1.823)	2700 (1.823)	2700 (1.823)	
	Additional Charge	g/m	40	40	40	40	
Operating Range	Cooling	°CDB	-15 to 46				
	Heating		-15 to 24				
System List Price (includes UTU-RNRY25 controller & filter)			£	4,116	4,590	4,213	4,613

* calculated result

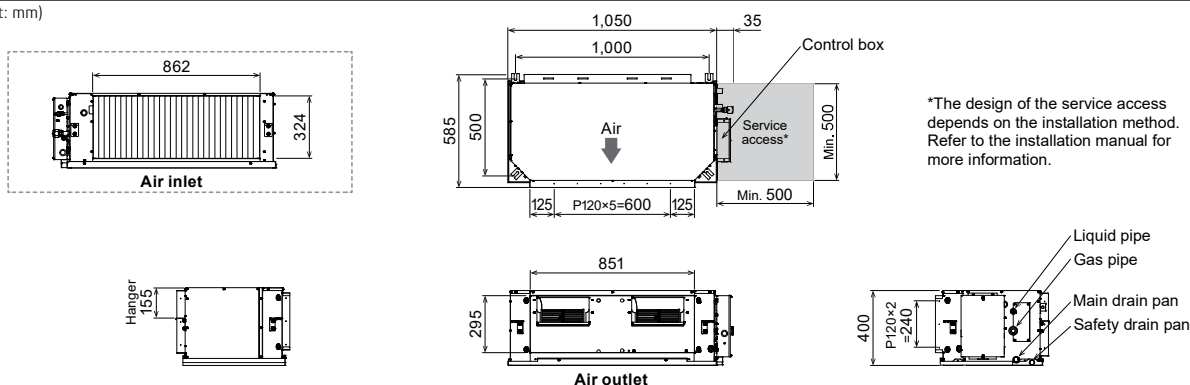
Optional parts

* For optional parts compatibility of Intesis devices, please refer to the optional parts compatibility list page M-102 to M-103.

Wired Remote Controller (Design type):	UTY-RVRY	Remote sensor unit:	UTY-XSZXZ1	Network Converter for single split (DC power supply type):	UTY-VTGX
Compact wired remote controller:	UTY-RCRYZ1	Long-life filter:	UTD-LF60KA	Network Converter for single split (AC power supply type):	UTY-VTGXV
Wired remote controller (touch panel):	UTY-RNRYZ5	External switch controller:	UTY-TERX	Silver Ion Filter:	UTD-HFKB
Simple remote controller (without operation mode):	UTY-RHRY	WLAN adapter:	UTY-TFSXJ3	External connect kit:	UTY-XWZXZG
Simple remote controller:	UTY-RSRY		FG-AC-WIF1Z1		
Wireless Remote Controller:	UTY-LNTY	External input and output PCB:	UTY-XCSX	(Outdoor unit)	
IR Receiver unit:	UTY-LBTYM	External input and output PCB Box:	UTZ-GXEA	External connect kit:	UTY-XWZXZ3

Dimensions

(Unit: mm)



*The design of the service access depends on the installation method. Refer to the installation manual for more information.

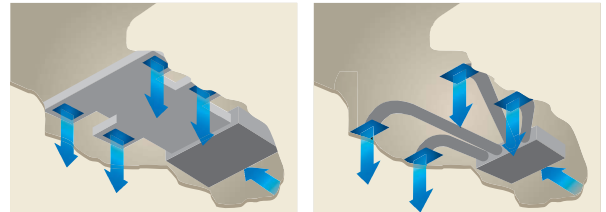

High Static Pressure Duct



High energy efficiency

Much greater efficiency is achieved by the use of all-DC inverter technology.

Design also corresponding to high static pressure



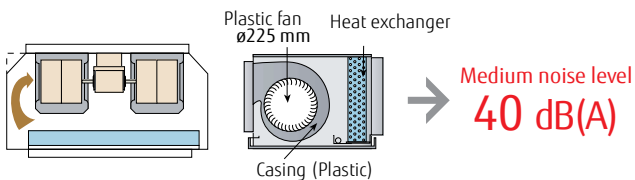
Easy installation (Compact & Lightweight)

The indoor unit is designed to be compact and light by reducing the basic chassis size and the overall material weight.



Low noise

Slanted corners at the top help reduce turbulent airflow. Low noise is realized by adopting a plastic case and a plastic fan.



Link up with a variety of central control system (Option)

Centralized control including facilities and equipment in addition to air conditioning is possible by linking up with MODBUS, KNX interfaces.



Model: ARYG60LHTA [3-phase]



Wired RC



Specifications

Model name	Indoor unit		ARYG60LHTA	
	Outdoor unit		AOYG60LATT	
Power Source	3-phase, ~400 V, 50 Hz			
Capacity	Cooling	kW	15.0	
	Heating		18.0	
UK Total Cooling / UK Sensible Cooling			13.47 / 12.77	
Input Power	Cooling/Heating	kW	4.70/5.15	
EER	Cooling	W/W	3.19	
COP	Heating		3.50	
SEER	Cooling	4.86*		
SCOP	Heating	3.50*		
Moisture Removal			l/h	
Sound Pressure	Indoor (Cooling)	H/M/L/Q	45/40/36/-	
	Indoor (Heating)	H/M/L/Q	45/40/36/-	
	Outdoor (Cooling/Heating)	High	56/58	
Airflow Rate	Indoor/Outdoor (Cooling)	High	3,550/6,900	
	Indoor/Outdoor (Heating)	High	3,550/7,300	
Static pressure range (Standard)			Pa	
Net Dimensions	Indoor	mm	425 x 1,250 x 490	
H x W x D	Outdoor	mm	1,290 x 900 x 330	
Weight	Indoor	kg	54	
	Outdoor	kg	104	
Remote Controller Type	Wired (image above) supplied with indoor unit			
Interconnecting Cable (Suggested cable size 1.5mm)	3 Core + Earth			
Suggested MCB Size			A	
Max. Operating Current	Cooling/Heating	A	12.5	
Power Supply To	Outdoor			
Connection Pipe Diameter (Liquid/Gas)			Inch	
Max. Pipe Length (Pre-Charge)			m	
Max. Height Difference	30			
Refrigerant	Type (Global Warming Potential)	R410A (2,088)		
	Charge (CO ₂ eq-T)	g	3450 (7,204)	
	Additional Charge	g/m	50	
Operating Range	Cooling	°CDB	-15 to 46	
	Heating	°CDB	-15 to 24	
System List Price (includes UTY-RNNYM controller & filter)			£ 5,034	

* calculated result

Optional parts

* For optional parts compatibility of Intesis devices, please refer to the optional parts compatibility list page M-102 to M-103.

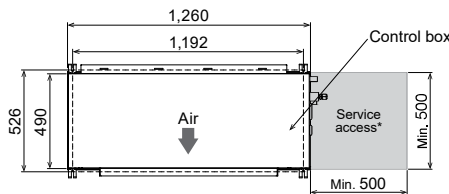
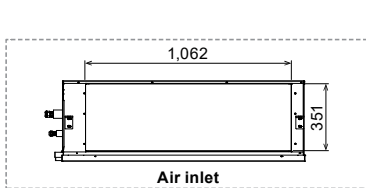
Wired remote controller: UTY-RVNYM
 External switch controller: UTY-TERX
 Remote sensor unit: UTY-XSZX21
 IR receiver unit: UTY-LRHYM

Network Converter for single split (DC power supply type): UTY-VTGX
 Network Converter for single split (AC power supply type): UTY-VTGXV
 External connect kit: UTD-ECSSA

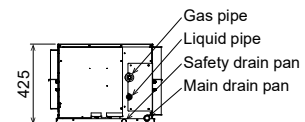
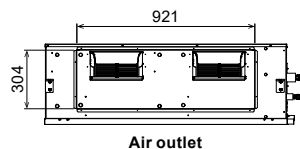
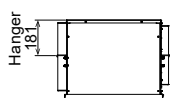
(Outdoor unit)
 External connect kit: UTY-XWZX22

Dimensions

(Unit: mm)



*The design of the service access depends on the installation method. Refer to the installation manual for more information.

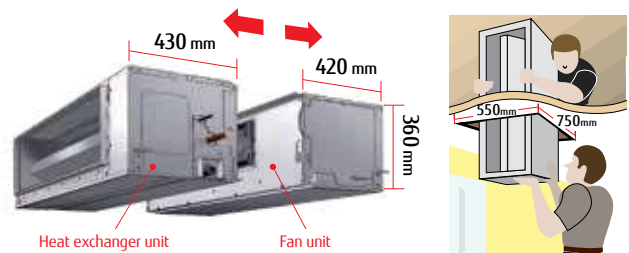


Big Duct



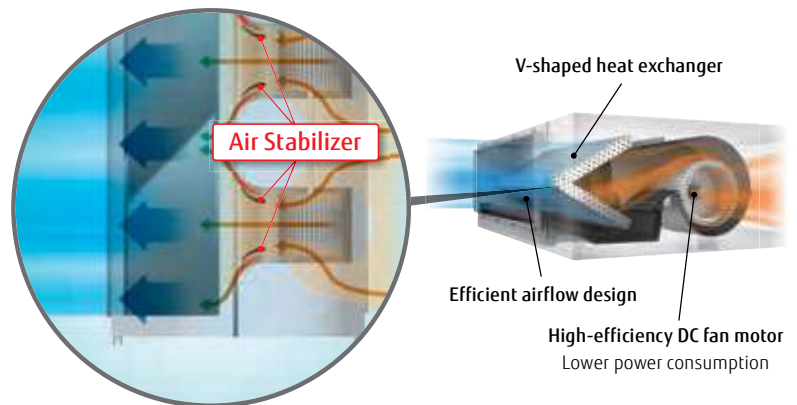
Splittable, lightweight, and compact design

The indoor unit can be split into a fan unit and a heat exchanger unit to make installation easier.



Quiet operation

The combination of a V-shaped heat exchanger, an air stabilizer, and a high-efficiency DC fan motor enables this compact unit to operate quietly.



Automatic airflow adjustment function

The optimum airflow can be set automatically to facilitate faster installation.

Automatically adjust !



Link up with a variety of central control system (Option)

Centralized control including facilities and equipment in addition to air conditioning is possible by linking up with MODBUS, KNX interfaces.



Model: ARYG72LHTA / ARYG90LHTA



Wired RC



Specifications

Model name	Indoor unit		ARYG72LHTA	ARYG90LHTA
	Outdoor unit		AOYG72LRLA	AOYG90LRLA
Power Source	Indoor		Single phase, ~230 V, 50 Hz	
	Outdoor		3-phase, ~400 V, 50 Hz	
Capacity	Cooling	kW	19.0	22.0
	Heating		22.4	27.0
UK Total Cooling / UK Sensible Cooling			18.96 / 14.65	21.95 / 16.62
Input Power	Cooling/Heating	kW	6.46/6.59	7.77/8.18
EER	Cooling	W/W	2.94	2.83
COP	Heating		3.40	3.30
SEER	Cooling		5.22*	5.14*
SCOP	Heating		3.94*	3.92*
Moisture Removal			4.5	6.0
Sound Pressure	Indoor (Cooling)	H/M/L/Q	46/43/41/39	47/44/42/40
	Indoor (Heating)	H/M/L/Q	46/43/41/39	47/44/42/40
	Outdoor (Cooling/Heating)	High	55/55	55/57
Airflow Rate	Indoor/Outdoor (Cooling)	High	4,300/8,400	4,300/8,400
	Indoor/Outdoor (Heating)	High	4,300/8,400	4,300/9,000
Static pressure range (Standard)			50 to 150 (72)	50 to 200 (72)
Net Dimensions H x W x D	Indoor	mm	360 x 1,400 x 850	360 x 1,400 x 850
	Outdoor	mm	1,428 x 1,080 x 480	1,428 x 1,080 x 480
Weight	Indoor	kg	69	80
	Outdoor	kg	165	174
Remote Controller Type	Wired (image above) supplied with indoor unit			
Interconnecting Cable (Suggested cable size 2.5mm)	3 Core + Earth			
Suggest MCB Size			Outdoor 16 Amp 3ph / Indoor 6 Amp 240 1ph	Outdoor 20 Amp 3ph / Indoor 10 Amp 240 1ph
Max. Operating Current	Indoor	A	4.6	6.0
	Outdoor	A	13.3	14.6
Power Supply To	Outdoor & Indoor			
Connection Pipe Diameter (Liquid/Gas)	Inch		1/2 & 7/8	12.7/25.4
Max. Pipe Length (Pre-Charge)	m		100 (30)	100 (30)
Max. Height Difference			30	30
Refrigerant	Type (Global Warming Potential)		R410A (2,088)	R410A (2,088)
	Charge (CO2eq-T)		5600 (11.693)	7100 (14.825)
	Additional Charge		110	110
Operating Range	Cooling	°CDB	-15 to 46	
	Heating	°CDB	-20 to 24	
System List Price (includes UTY-RLRY controller & filter)	£		6,496	7,186

* calculated result

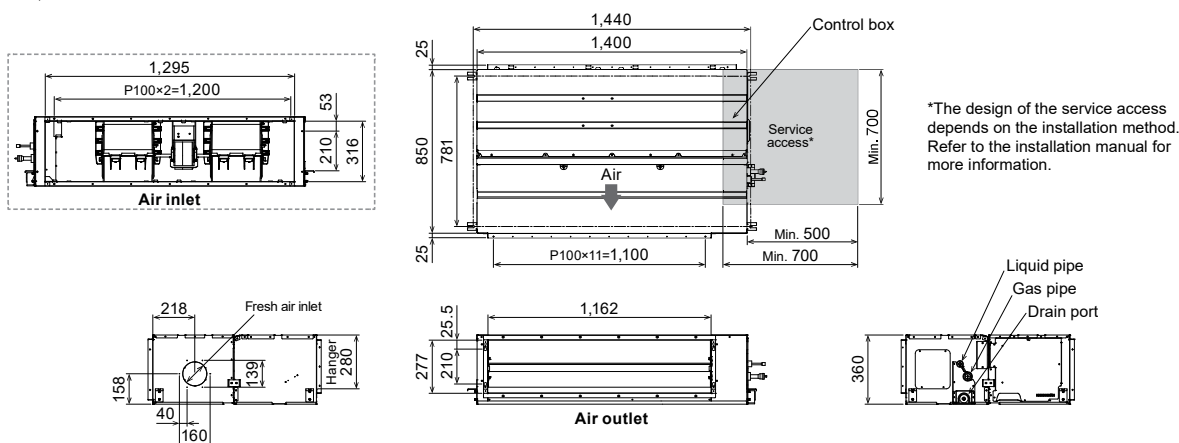
Optional parts

* For optional parts compatibility of Intesis devices, please refer to the optional parts compatibility list page M-102 to M-103.

Wired Remote Controller (Design type):	UTY-RVRY	WLAN adapter:	UTY-TFSXJ3	Network Converter for single split (DC power supply type):	UTY-VTGX
Compact wired remote controller:	UTY-RCRYZ1		FG-AC-WIF1Z1	Network Converter for single split (AC power supply type):	UTY-VTGXV
Wired remote controller (touch panel):	UTY-RNRYZ5	External input and output PCB:	UTY-XCSX	IR receiver unit:	UTY-LBTYM
Wired remote controller:	UTY-RVNYM	Remote sensor unit:	UTY-XSZXZ1	Wireless Remote Controller:	UTY-LNTY
Simple remote controller (without operation mode):	UTY-RHRY	Long-life filter	UTD-LFKA	Silver Ion Filter:	UTD-HFKA
Simple remote controller:	UTY-RSRY	External connect kit:	UTY-XWZXZG		
External switch controller:	UTY-TERX	Drain pump unit:	UTZ-PX1NAB	(Outdoor unit)	
				External connect kit:	UTY-XWZXZ3

Dimensions

(Unit: mm)



Floor

Compact Size



High energy saving

The Floor 09 class achieves a top-class SEER of 8.50 and an A+++ seasonal efficiency rank for cooling. The Floor 09 class achieves an improved SCOP of 4.30 and an A+ seasonal efficiency rank for heating.

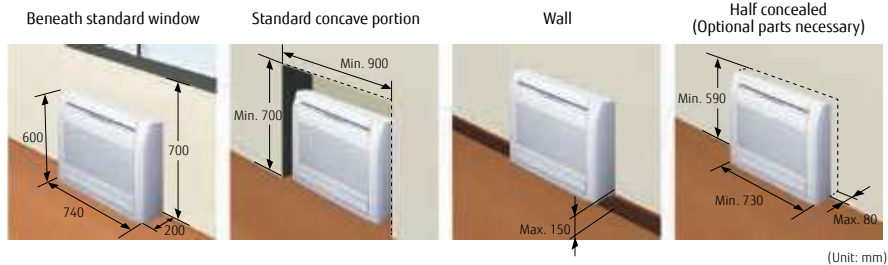


SEER **8.50**^{*1} SCOP **4.30**^{*1}

*1: 09 model

Flexible & easy installation

The compact and whole-surface suction design provides flexible installation options, including floor-standing, embedded, half concealed, and wall mount installation to match the room layout.

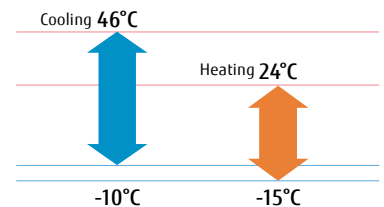


(Unit: mm)

* Concaved position installation with concealment is prohibited.

Low ambient operation

Factory-guaranteed cooling operation down to -10°C ambient temperature.



Smart device control (Option)

With the optional WLAN adapter installed in the air conditioner, you can control it from anywhere with your smart device.

* See page C-020 for details on smart device control.

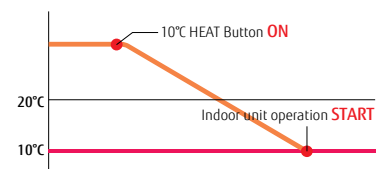


AIRSTAGE Mobile



10°C heat

The room temperature can be set to go no lower than 10°C, thus ensuring that the room does not get too cold when not occupied.



Model: AGE09KVCA / AGE12KVCA / AGE14KVCA



Wireless RC



For AGE09/12KVCA



For AGE14KVCA

Specifications

Model name	Indoor unit		AGE09KVCA	AGE12KVCA	AGE14KVCA
	Outdoor unit		AOEG09KVCA	AOEG12KVCA	AOEG14KVCA
Power Source			Single phase, ~230 V, 50 Hz		
Capacity	Cooling	kW	2.5	3.5	4.2
	Heating		3.5	4.5	5.2
UK Total Cooling / UK Sensible Cooling			2.49 / 2.24	3.36 / 2.59	4.03 / 2.92
Input Power	Cooling/Heating	kW	0.53/0.81	0.88/1.22	1.06/1.41
EER	Cooling	W/W	4.70	4.00	3.95
COP	Heating		4.30	3.70	3.70
Pdesign	Cooling/Heating (-10°C)	kW	2.50/2.60	3.50/3.50	4.20/4.20
SEER	Cooling		8.50	8.20	8.10
SCOP	Heating (Average)	W/W	4.30	4.10	4.00
Energy Efficiency Class	Cooling	A+++		A++	A++
	Heating (Average)	A+		A+	A+
Annual Energy Consumption	Cooling	kWh/a	103	149	181
	Heating (Average)		845	1,192	1,466
Moisture Removal			1.3	1.8	2.1
Sound Pressure Level	Indoor (Cooling)	H/M/L/Q	40/35/29/22	40/35/29/22	44/38/31/22
	Indoor (Heating)	H/M/L/Q	41/35/29/22	41/35/29/22	43/37/29/22
Sound Power Level	Outdoor (Cooling/Heating)	High	43/47	45/51	51/50
	Indoor (Cooling/Heating)	High	53/54	53/54	57/56
Airflow Rate	Outdoor (Cooling/Heating)	High	58/61	61/64	63/63
	Indoor/Outdoor (Cooling)	High	570/1,530	570/1,530	650/2,210
Net Dimensions H x W x D	Indoor/Outdoor (Heating)	High	600/1,510	600/1,510	650/2,100
Weight	Indoor	mm	600 × 740 × 200	600 × 740 × 200	600 × 740 × 200
	Outdoor	mm	542 × 799 × 290	542 × 799 × 290	632 × 799 × 290
Weight	Indoor	kg	14	14	14
	Outdoor	kg	31	31	38
Remote Controller Type (Supplied With Unit)			Wireless		
Interconnecting Cable (Suggested cable size 1.5mm)			3 Core + Earth		
Suggested MCB Size	A		10	10	16
Max. Operating Current	Cooling/Heating	A	7.0/8.5	7.0/8.5	11.0/12.0
Power Supply To			Outdoor		
Connection Pipe Diameter (Liquid/Gas)	Inch		1/4 & 3/8		
Max. Pipe Length (Pre-Charge)	m		20 (15)		
Max. Height Difference			15		
Refrigerant	Type (Global Warming Potential)	R32 (675)			
	Charge (CO2eq-T)	g	850 (0.574)	850 (0.574)	940 (0.635)
Operating Range	Additional Charge	g/m	20	20	20
	Cooling	°CDB	10 to 46		
Heating	-15 to 24				
System List Price	£		1,491	1,672	1,925

Optional parts

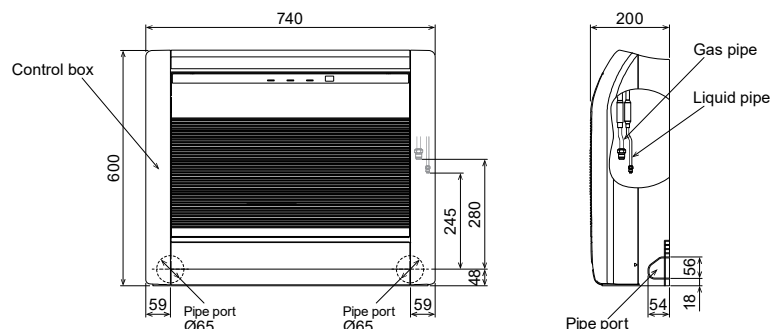
* For optional parts compatibility of Intesis devices, please refer to the optional parts compatibility list page M-102 to M-103.

Wired Remote Controller (Design type):	UTY-RVRY	External switch controller:	UTY-TERX	Network Converter for single split (DC power supply type):	UTY-VTGX
Compact wired remote controller:	UTY-RCRYZ1	WLAN adapter:	FG-AC-WIF1Z1	Network Converter for single split (AC power supply type):	UTY-VTGXV
Wired remote controller (touch panel):	UTY-RNRYZ5		UTY-TFSXJ3	Silver Ion Filter:	UTR-FA03-5
Simple remote controller (without operation mode):	UTY-RHRY	Communication kit:	UTY-TWRXZ3*1	External connect kit:	UTY-XWZXZ5
Simple remote controller:	UTY-RSRY				

*1 It is required when a hard wired controller is connected.

Dimensions

(Unit: mm)



Ceiling



reddot winner 2020



(30/36/45/54)

Specifications

Model name	Indoor unit		ABEG18KRTA	ABEG22KRTA	ABEG24KRTA	ABEG30KRTA	ABEG36KRTA	ABEG45KRTA	ABEG36KRTA	ABEG45KRTA	
	Outdoor unit		AOEG18KATA	AOEG22KATA	AOEG24KATA	AOEG30KATA	AOEG36KATA	AOEG45KATA	AOEG36KOTA	AOEG45KOTA	
Power Source			Single phase, ~230 V, 50 Hz						3-phase, ~400 V, 50 Hz		
Capacity	Cooling	kW	5.2	6.0	6.8	8.5	9.5	12.1	9.5	12.1	
	Heating		6.0	7.0	7.5	10.0	10.8	13.5	10.8	13.5	
Input Power	Cooling/Heating	kW	1.66/1.71	1.95/2.09	2.19/2.00	2.78/2.86	3.13/3.03	4.84/4.18	3.13/3.03	4.84/4.18	
EER	Cooling	W/W	3.13	3.08	3.11	3.06	3.04	2.50	3.04	2.50	
	Heating		3.51	3.35	3.75	3.5	3.56	3.23	3.56	3.23	
Pdesign	Cooling/Heating (-10°C)	kW	5.2/3.8	6.0/4.4	6.8/5.4	8.5/8.0	9.5/8.7	-	9.5/8.7	-	
	SEER		Cooling	5.8	5.6	6.0	5.8	5.6	5.2*	5.6	5.2*
SCOP	Heating	W/W	3.8	3.8	3.9	3.9	3.9	3.8*	3.9	3.8*	
	Energy Efficiency Class		Cooling	A+	A+	A+	A+	A+	-	A+	-
Max. Operating Current	Cooling/Heating	A	10.1/10.1	11.6/11.6	12.6/12.6	22.5/22.5	22.5/22.5	28.1/28.1	10.5/10.5	13.6/13.6	
	Annual Energy Consumption		Cooling	538	375	679	512	594	-	594	-
Moisture Removal	Heating	l/h	1,398	1,618	1,935	2,871	3,117	-	3,117	-	
	Sound Pressure Level		Indoor (Cooling)	2.0	2.5	2.2	3.0	2.6	4.5	2.6	4.5
Sound Power Level	Indoor (Cooling)	H/M/L/Q	38/36/33/31	42/37/34/31	41/36/32/29	45/40/35/32	44/40/37/32	45/41/39/34	44/40/37/32	45/41/39/34	
	Outdoor (Cooling/Heating)	High	38/36/33/31	42/37/34/31	41/36/32/29	45/40/35/32	44/40/37/32	45/41/39/34	44/40/37/32	45/41/39/34	
Airflow Rate	Indoor (Cooling/Heating)	High	51/52	52/53	54/55	53/55	55/55	58/59	55/55	58/59	
	Outdoor (Cooling/Heating)	High	53/53	57/57	56/56	60/60	59/59	60/60	59/59	60/60	
Net Dimensions H x W x D	Indoor/Outdoor (Cooling)	High	63/64	64/65	66/67	68/69	70/70	72/73	70/70	72/73	
	Indoor/Outdoor (Heating)	High	840/1,710	900/2,240	1,230/2,885	1,400/3,750	1,850/3,750	1,900/4,450	1,850/3,750	1,900/4,450	
Weight	Indoor	mm	840/1,840	900/2,240	1,230/2,350	1,400/3,750	1,800/3,750	1,850/4,450	1,800/3,750	1,850/4,450	
	Outdoor	mm	235 × 1,080 × 705	632 × 799 × 290	632 × 799 × 290	788 × 940 × 320	788 × 940 × 320	988 × 940 × 320	788 × 940 × 320	998 × 940 × 320	
Remote Controller Type	Indoor	kg	24	24	31	31	38	38	38	38	
	Outdoor	kg	33	36	38	52	52	61	53	62	
Interconnecting Cable (Suggested cable size 1.5mm)			3 Core + Earth						3 Core + Earth		
Suggested MCB Size	A		16	16	16	25	25	32	16	16	
Max. Operating Current	Cooling/Heating		10.1	11.6	12.6	22.5	22.5	28.1	10.5	13.6	
Power Supply To			Outdoor						Outdoor		
Connection Pipe Diameter (Liquid/Gas)	Inch		1/4 & 1/2	1/4 & 1/2	1/4 & 1/2		3/8 & 5/8		3/8 & 5/8		
Max. Pipe Length (Pre-Charge)	m		20 (15)	25 (15)	25 (20)		30 (30)		30 (30)		
Max. Height Difference			15	20	20		30		30		
Refrigerant	Type (Global Warming Potential)			R32 (675)						R32 (675)	
	Charge (CO2eq-T)	g	900 (0.608)	1100 (0.743)	1250 (0.844)	1900 (1.283)	1900 (1.283)	2400 (1.620)	1,900 (1.283)	2,400 (1.620)	
Operating Range	Additional Charge	g/m	20	20	20	-	-	-	-	-	
	Cooling	°CDB	-10 to 46						-10 to 46		
Heating	-15 to 24						-15 to 24				
System List Price (includes UTY-RNRZY5 controller)	£		1,714	2,022	2,139	2,637	3,025	3,419	3,215	3,627	

* calculated result

Easy maintenance

The front panel can be opened without removing it for safe & speedy maintenance.



The drain pan can be removed for cleaning.



Components in the control box can be easily accessed from the wide side opening.



**Model: ABEG18KRTA / ABEG22KRTA / ABEG24KRTA / ABEG30KRTA / ABEG36KRTA / ABEG45KRTA
ABEG36KRTA [3-phase] / ABEG45KRTA [3-phase] / ABEG54KRTA [3-phase]**



Specifications

Model name	Indoor unit		ABEG18KRTA	ABEG22KRTA	ABEG24KRTA	ABEG30KRTA	ABEG36KRTA	ABEG45KRTA	ABEG36KRTA	ABEG45KRTA	ABEG54KRTA	
	Outdoor unit		AOEG18KBTB	AOEG22KBTB	AOEG24KBTB	AOEG30KBTB	AOEG36KBTB	AOEG45KBTB	AOEG36KBTB	AOEG45KBTB	AOEG54KBTB	
Power Source			Single phase, ~230 V, 50 Hz						3-phase, ~400 V, 50 Hz			
Capacity	Cooling	kW	5.2	6.0	6.8	8.5	9.5	12.1	9.5	12.1	13.4	
	Heating		6.0	7.0	7.5	10.0	10.8	13.5	10.8	13.5	15.5	
UK Total Cooling / UK Sensible Cooling			5.01 / 3.62	5.85 / 4.12	6.63 / 4.97	8.08 / 5.23	9.03 / 7.44	11.54 / 8.37	9.03 / 7.44	11.54 / 8.37	13.38 / 9.84	
Input Power	Cooling/Heating	kW	1.55/1.62	1.87/1.95	2.14/1.97	2.65/2.77	2.96/2.88	4.22/3.84	2.96/2.88	4.22/3.84	4.45/4.43	
EER	Cooling	W/W	3.35	3.21	3.18	3.21	3.21	2.87	3.21	2.87	3.01	
COP	Heating	W/W	3.70	3.59	3.81	3.61	3.75	3.52	3.75	3.52	3.50	
Pdesign	Cooling/Heating (-10°C)	kW	5.2/4.4	6.0/4.8	6.8/6.0	8.5/8.0	9.5/8.7	-	9.5/8.7	-	-	
SEER	Cooling	W/W	6.2	6.1	6.2	6.1	6.37	6.25*	6.37	6.25*	5.88*	
SCOP	Heating (Average)	W/W	4.1	4.0	4.1	4.0	4.21	4.05*	4.21	4.05*	3.95*	
Energy Efficiency Class	Cooling		A++	A++	A++	A++	A++	-	A++	-	-	
	Heating (Average)		A+	A+	A+	A+	A+	-	A+	-	-	
Annual Energy Consumption	Cooling	kWh/a	293	344	384	486	524	-	524	-	-	
	Heating		1,501	1,677	2,042	2,796	2,904	-	2,904	-	-	
Moisture Removal			2.0	2.5	2.2	3.0	2.6	4.5	2.6	4.5	5.0	
Sound Pressure Level	Indoor (Cooling)	H/M/L/Q	38/36/33/31	42/37/34/31	41/36/32/29	45/40/35/32	44/40/37/32	45/41/39/34	44/40/37/32	45/41/39/34	48/44/41/38	
	Indoor (Heating)	H/M/L/Q	38/36/33/31	42/37/34/31	41/36/32/29	45/40/35/32	44/40/37/32	45/41/39/34	44/40/37/32	45/41/39/34	48/44/41/38	
Sound Power Level	Outdoor (Cooling/Heating)	High	50/50	51/51	53/54	53/55	55/55	57/57	55/55	57/57	57/59	
	Indoor (Cooling/Heating)	High	53/53	57/57	56/56	60/60	59/59	60/60	59/59	60/60	63/63	
Airflow Rate	Outdoor (Cooling/Heating)	High	62/62	63/63	65/66	68/69	70/70	71/71	70/70	71/71	73/73	
	Indoor/Outdoor (Cooling)	High	840/2,160	900/2,240	1,230/2,700	1,400/3,750	1,850/3,750	1,900/4,450	1,850/3,750	1,900/4,450	2,100/4,450	
Net Dimensions H x W x D	Indoor/Outdoor (Heating)	High	840/1,830	900/1,960	1,230/2,700	1,400/3,750	1,800/3,750	1,850/4,450	1,800/3,750	1,850/4,450	2,100/4,450	
	Indoor	mm	235 × 1,080 × 705		235 × 1,390 × 705		235 × 1,700 × 705		235 × 1,700 × 705			
Weight	Outdoor	mm	632 × 799 × 290		716 × 820 × 315		788 × 940 × 320		788 × 940 × 320			
	Indoor	kg	24	24	31	31	38	38	38	38	38	
Weight	Outdoor	kg	36	38	42	52	52	67	53	67	67	
	Remote Controller Type		NO CONTROLLER SUPPLIED WITH THESE UNITS PLEASE ORDER SEPARATELY									
Interconnecting Cable (Suggested cable size 1.5mm)				3 Core + Earth				3 Core + Earth				
Suggested MCB Size		A	16	16	20	25	25	32	16	16	16	
Max. Operating Current		Cooling/Heating	A	12.1	12.6	13.6	22.6	22.6	28.5	10.5	14.0	14.0
Power Supply To				Outdoor				Outdoor				
Connection Pipe Diameter (Liquid/Gas)		Inch	1/4 & 1/2				3/8 & 5/8		3/8 & 5/8			
Max. Pipe Length (Pre-Charge)		m	30 (20)				50 (30)		50 (30)			
Max. Height Difference				20	25			30	30			
Refrigerant	Type (Global Warming Potential)			R32 (675)				R32 (675)				
	Charge (CO2eq-T)	g	1020 (0.689)	1250 (0.844)	1900 (1.283)		2700 (1.823)		1900 (1.283)	2700 (1.823)		
Additional Charge		g/m	20				40		40			
Operating Range	Cooling	°CDB	-15 to 46				-15 to 46					
	Heating	°CDB	-15 to 24				-15 to 24					
System List Price (includes UTY-RNRY25 controller)		£	1,959	2,344	2,496	3,053	3,543	3,909	3,564	4,006	4,698	

* calculated result

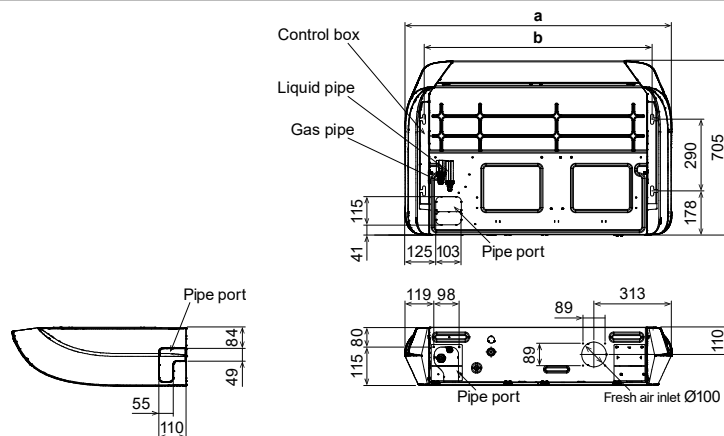
Optional parts

* For optional parts compatibility of Intesis devices, please refer to the optional parts compatibility list page M-102 to M-103.

Wired Remote Controller (Design type):	UTY-RVRY	WLAN adapter:	UTY-TFSXJ3	Network Converter for single split (DC power supply type):	UTY-VTGX
Compact wired remote controller:	UTY-RCRYZ1		FG-AC-WIF121	Network Converter for single split (AC power supply type):	UTY-VTGVX
Wired remote controller (touch panel):	UTY-RNRYZ5	Drain pump unit:	UTR-DPB24T	External switch controller:	UTY-TERX
Simple remote controller (without operation mode):	UTY-RHRY	IR receiver unit:	UTY-LBTYH	External connect kit:	UTY-XWZXZG
Simple remote controller:	UTY-RSRY	L-type piping kit:	UTP-FX24A (18/22/24)	Wireless Remote Controller:	UTY-LNTY
External input and output PCB:	UTY-XCSX		UTP-FX35A (30/36/45/54)	(Outdoor unit 30/36/45/54)	
External input and output PCB box:	UTZ-GXEA	Communication kit:	UTY-TWRXZ3	External connect kit:	UTY-XWZXZ3

Dimensions

(Unit: mm)



	ABEG 18/22KRTA	ABEG 24/30KRTA	ABEG 36/45/54 KRTA
a	1,080	1,390	1,700
b	923	1,233	1,543



Light Commercial & Residential MULTI-SPLIT

- M-074 Multi-split Outdoor Units Lineup
- M-076 2-unit to 5-unit Multi-split Connectable Indoor Units
- M-092 Simultaneous Multi-split Connectable Indoor Units



Refrigerant type R32 models

- M-078 2-unit to 5-unit Multi-split
- M-094 Simultaneous Multi-split Twin/Triple
-
- M-082 2-unit to 5-unit Multi-split Indoor Units Specifications
-
- M-086 2-unit to 5-unit Multi-split Combination Table
-
- M-098 Control System Overview - Splits & Multi-split
- M-100 Controller System List - Splits & Multi-split
- M-104 Optional Parts Overview - Splits & Multi-split
- M-106 Optional Parts List - Splits & Multi-split
- M-108 Function List - Splits & Multi-split



Refrigerant type R410A models

- M-096 Simultaneous Multi-split Twin/Triple/Double Twin

















A single outdoor unit drives multiple indoor units, offering greater flexibility in system configuration.

If you wish to keep an entire floor or two or more rooms comfortable, we recommend you choose a multi-split air conditioning system with a single outdoor unit. Choose one that meets your air conditioning requirements from the variety of models we offer. You can mix and match indoor and outdoor units as you wish to build the system that best suits your needs.

Multi-split Outdoor Units Lineup

				Class	14	18
				Cooling rated capacity (kW)	4.0	5.0
2-unit, 3-unit, 4-unit, 5-unit Multi-split	2-unit Multi-split Up to 2 units				AOEG14KBCA2	AOEG18KBCA2
	3-unit Multi-split Up to 3 units					
	4-unit Multi-split Up to 4 units					
	5-unit Multi-split Up to 5 units					
Simultaneous Multi-split	Twin Single-phase					
	Twin 3-phase					
	Twin/Triple Single-phase					
	Twin/Triple 3-phase					
	Twin/Triple/ Double Twin 3-phase					

Notes: **1. 2-unit Multi-split:** Connectable indoor units are 2 units.
 AOEG14KBCA2: Total capacity of indoor units connected must be between 4.0 kW and 6.0 kW.
 AOEG18KBCA2: Total capacity of indoor units connected must be between 4.0 kW and 7.5 kW.
2. 3-unit Multi-split: Connectable indoor units are 2 to 3 units.
 AOEG18KBCA3: Total capacity of indoor units connected must be between 4.0 kW and 8.5 kW.
 AOEG24KBCA3: Total capacity of indoor units connected must be between 4.0 kW and 10.5 kW.

3. 4-unit Multi-split: Connectable indoor units are 2 to 4 units.
 AOEG30KBT4: Total capacity of indoor units connected must be between 7.5 kW and 14.0 kW.
4. 5-unit Multi-split: Connectable indoor units are 2 to 5 units
 AOEG36KBT5: Total capacity of indoor units connected must be between 7.5 kW and 15.5 kW.



FUJITSU GENERAL (Euro) GmbH participates in the ECP program for AC. Check ongoing validity of certificate: www.eurovent-certification.com
*Models so marked are not ECC certified.

18 5.4	24 6.8	30 8.0	36 10.0	45 12.5	54 14.0	72 19.0	90 22.0
AOEG18KBCA3	AOEG24KBCA3						
		AOEG30KBTA4					
			AOEG36KBTA5*1				
			AOEG36KBTB	AOEG45KBTB			
			AOEG36KRTA	AOEG45KRTA			
					AOEG54KBTB		
					AOEG54KRTA		
						AOYG72LRLA	AOYG90LRLA

MULTI-SPLIT

Cooling rated capacity: *1: 9.5 kW

2-unit to 5-unit Multi-split Connectable Indoor Units



Type	2-unit		3-unit		4-unit	5-unit	
Model name	AOEG14KBCA2	AOEG18KBCA2	AOEG18KBCA3	AOEG24KBCA3	AOEG30KBT4	AOEG36KBT5	
Multi-split Type Outdoor Unit							
Capacity (kW)	Cooling	4.0	5.0	5.4	6.8	8.0	9.5
	Heating	4.4	5.6	6.8	8.0	9.6	10.6

Indoor Unit	BTU	kW Class	2-unit	3-unit	3-unit	4-unit	4-unit	5-unit
 ASEH07/09/12/14KGTG ASEG07/09/12/14KETF	7,000	2.0	●	●	●	●	●	●
	9,000	2.5	●	●	●	●	●	●
 ASEH07/09/12/14KMG ASEG07/09/12/14KETF-B	12,000	3.5	●	●	●	●	●	●
	14,000	4.0	–	●	●	●	●	●
 ASEH05/07/09/12KNCA	5,000	1.5	●*	●*	●*	●*	●*	●*
	7,000	2.0	●	●	●	●	●	●
	9,000	2.5	●	●	●	●	●	●
	12,000	3.5	●	●	●	●	●	●
 ASEG18/22/24KMTE	18,000	5.0	–	–	–	●	●	●
	22,000	6.0	–	–	–	–	●	●
	24,000	7.0	–	–	–	–	●	●
 AGEN09/12/14KVCA	9,000	2.5	●	●	●	●	●	●
	12,000	3.5	●	●	●	●	●	●
	14,000	4.0	–	●	●	●	●	●
 AUXG07/09/12/14/18/22KVLA	7,000	2.0	●	●	●	●	●	●
	9,000	2.5	●	●	●	●	●	●
	12,000	3.5	●	●	●	●	●	●
	14,000	4.0	–	●	●	●	●	●
	18,000	5.0	–	–	–	●	●	●
	22,000	6.0	–	–	–	–	●	●

*Please consult your dealer for compatible outdoor units with 5kW models.



Type	2-unit		3-unit		4-unit	5-unit	
Model name	AOEG14KBCA2	AOEG18KBCA2	AOEG18KBCA3	AOEG24KBCA3	AOEG30KBTA4	AOEG36KBTA5	
Multi-split Type Outdoor Unit							
Capacity (kW)	Cooling	4.0	5.0	5.4	6.8	8.0	9.5
	Heating	4.4	5.6	6.8	8.0	9.6	10.6

Indoor Unit	BTU	kW Class						
 ARXG07/09/12/14/18KSLAP	7,000	2.0	●	●	●	●	●	●
	9,000	2.5	●	●	●	●	●	●
	12,000	3.5	●	●	●	●	●	●
	14,000	4.0	–	●	●	●	●	●
	18,000	5.0	–	–	–	●	●	●
 ARXG07/09/12/14/18KLLAP	7,000	2.0	●	●	●	●	●	●
	9,000	2.5	●	●	●	●	●	●
	12,000	3.5	●	●	●	●	●	●
	14,000	4.0	–	●	●	●	●	●
	18,000	5.0	–	–	–	●	●	●
 ARXG22KMLB	22,000	6.0	–	–	–	–	●	●
 ABEG18/22KRTA	18,000	5.0	–	–	–	●	●	●
	22,000	6.0	–	–	–	–	●	●

2-unit,
3-unit,
4-unit,
5-unit,
Multi-split



High energy saving


With the adoption of a high-efficiency DC twin-rotary compressor, all models achieved an energy efficiency scale of A+++ for cooling and A++ for heating.



SEER
8.7*

SCOP
4.7

*: 2-unit 14 class



R32 refrigerant model

In addition to its high energy efficiency, the R32 refrigerant has a larger volumetric capacity than the R410A refrigerant, which means the R32 refrigerant models require less refrigerant charge than the R410A models.

Comparison of Pre-charge refrigerant amount (kg)		
	REFRIGERANT R32	REFRIGERANT R410A
2-unit 14 class	0.9	1.25
2-unit 18 class	1.02	1.30
3-unit 18 class	1.8	2.2
3-unit 24 class	1.8	2.2
4-unit 30 class	2.2	3.3
5-unit 36 class	2.5	4.0

Quiet operation

The sound power level is reduced by up to 7 dB compared to the current R410 models.

Sound Power Level

*3-unit 24 class (cooling)

61 dB(A)

68 dB(A)

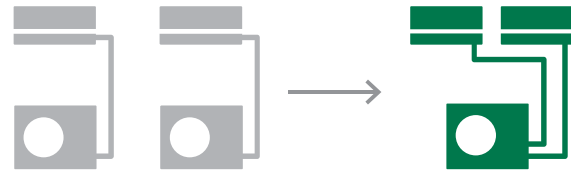


R32 model

R410 model


Space-saving installation

Multiple indoor units can be connected to 1 outdoor unit by long piping as well. Unlike a single type, the outdoor unit can be installed in the most space-saving location.



Compact design

Unlike a single type, the outdoor unit can be installed in the most space-saving location.



*: Compared with current 5-unit multi models

Easy evacuation

All connected pipes and indoor units can be evacuated quickly via our centralized valve method. Requires evacuation only once.



Wide range of indoor units with various models

We offer 41 models in 5 types in a capacity range from 2.0 kW to 6.0 kW. Wide range of requirements can be realized from private homes through to large shops and hotels



Models equipped with the New R32 Refrigerant

Wall-mounted type with sophisticated design

Designer Series



Cool Beauty Design
07/09/12/14 kBTU

High Spec Series



High Spec & Design
07/09/12/14 kBTU

Standard Series



High Efficiency & Comfort
07/09/12/14 kBTU

Eco+ Series



Compact Size
05/07/09/12 kBTU

Standard Series



High Efficiency & Large Rooms
18/22/24 kBTU

Middle and small capacity models are available. This makes installation easier in small spaces.



Mini Duct
07/09/12/14/18 kBTU



Slim Duct
07/09/12/14/18 kBTU



Medium static pressure duct
22 kBTU



Compact Cassette
07/09/12/14/18/22 kBTU



Floor
09/12/14/ kBTU



Ceiling
18/22 kBTU

MULTI-SPLIT

2-unit: AOEG14KBCA2 / AOEG18KBCA2

3-unit: AOEG18KBCA3 / AOEG24KBCA3

4-unit: AOEG30KBT4

5-unit: AOEG36KBT5



2-unit

3-unit

4-unit, 5-unit

Specifications (2-unit)

Model name				AOEG14KBCA2	AOEG18KBCA2
Power Source				Single phase, ~230 V, 50 Hz	
Rated Capacity	Cooling	Rated	kW	4.0	5.0
		Min.-Max.		1.4-4.6	1.7-5.8
Rated Capacity	Heating	Rated	kW	4.4	5.6
		Min.-Max.		1.1-5.5	1.8-6.6
EER	Cooling	W/W	4.12	4.03	
COP	Heating		4.63	4.59	
Sound Pressure Level (High)	Cooling	dB(A)	47	47	
	Heating		49	50	
Sound Power Level (High)	Cooling	dB(A)	60	60	
	Heating		62	62	
Airflow Rate	Cooling/Heating	m ³ /h	1,670/1,670	1,960/2,020	
Net Dimensions H × W × D			mm	542 × 799 × 290	632 × 799 × 290
Weight			kg	33	37
Connection Pipe Diameter	Liquid	Inch	1/4 × 2	1/4 × 2	
	Gas		3/8 × 2	3/8 × 2	
Max. Pipe Length			Total/Each	30/20	30/20
Max. Height Difference	Between Outdoor Unit and Each Indoor Unit		m	15	
	Between Indoor Units			10	
Operating Range	Cooling	°CDB	-10 to 46		
	Heating		-15 to 24		
Refrigerant	Type (Global Warming Potential)		R32 (675)		
	Charge (CO ₂ eq-T)		q	900 (0.608)	1020 (0.689)
Unit List Price			£	1,120	1,314

Specifications (3-unit)

Model name				AOEG18KBCA3	AOEG24KBCA3
Power Source				Single phase, ~230 V, 50 Hz	
Rated Capacity	Cooling	Rated	kW	5.4	6.8
		Min.-Max.		1.8-7.0	1.8-8.5
Rated Capacity	Heating	Rated	kW	6.8	8.0
		Min.-Max.		2.0-8.0	2.0-9.2
EER	Cooling	W/W	4.78	3.90	
COP	Heating		4.89	4.40	
Sound Pressure Level (High)	Cooling	dB(A)	46	48	
	Heating		49	53	
Sound Power Level (High)	Cooling	dB(A)	59	61	
	Heating		61	67	
Airflow Rate	Cooling/Heating	m ³ /h	2,220/2,160	2,270/2,730	
Net Dimensions H × W × D			mm	716 × 820 × 315	716 × 820 × 315
Weight			kg	46	46
Connection Pipe Diameter	Liquid	Inch	1/4 × 3	1/4 × 3	
	Gas		3/8 × 3	3/8 × 2, 1/2 × 1 adapter [1/2 → 3/8] × 1	
Max. Pipe Length			Total/Each	50/25	50/25
Max. Height Difference	Between Outdoor Unit and Each Indoor Unit		m	15	
	Between Indoor Units			10	
Operating Range	Cooling	°CDB	-10 to 46		
	Heating		-15 to 24		
Refrigerant	Type (Global Warming Potential)		R32 (675)		
	Charge (CO ₂ eq-T)		q	1800 (1.215)	1800 (1.215)
Unit List Price			£	1,588	1,756

Specifications (4-unit, 5-unit)

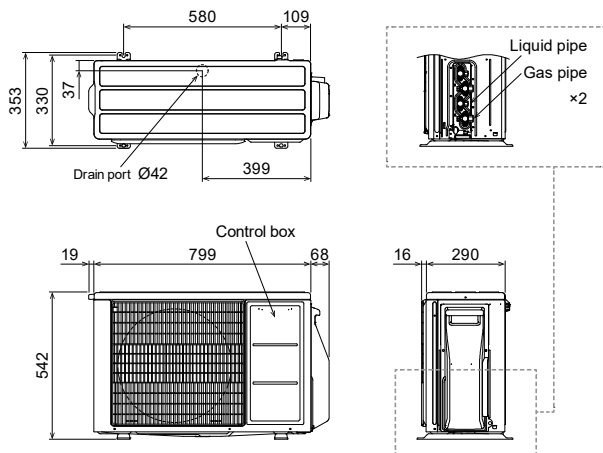
Model name				AOEG30KBT4	AOEG36KBT5
Power Source				Single phase, ~230 V, 50 Hz	
Rated Capacity	Cooling	Rated	kW	8.0	9.5
		Min.-Max.		2.4-10.1	3.0-11.0
Rated Capacity	Heating	Rated	kW	9.6	10.6
		Min.-Max.		3.0-11.2	3.5-12.0
EER	Cooling	W/W	3.90	3.80	
COP	Heating		4.55	4.50	
Sound Pressure Level (High)	Cooling	dB(A)	50	52	
	Heating		54	55	
Sound Power Level (High)	Cooling	dB(A)	63	65	
	Heating		66	68	
Airflow Rate	Cooling/Heating	m ³ /h	2,400/2,950	2,450/2,900	
Net Dimensions H × W × D			mm	884 × 820 × 315	884 × 820 × 315
Weight			kg	55	59
Connection Pipe Diameter	Liquid	Inch	6.35 × 4	6.35 × 5	
	Gas		3/8 × 2, 1/2 × 2 adapter [1/2 → 3/8] × 2	3/8 × 3, 1/2 × 2 adapter [1/2 → 3/8] × 2 adapter [3/8 → 1/2] × 1	
Max. Pipe Length*			Total/Each	70/25	75/25
Max. Height Difference	Between Outdoor Unit and Each Indoor Unit		m	15	
	Between Indoor Units			10	
Operating Range	Cooling	°CDB	-10 to 46		
	Heating		-15 to 24		
Refrigerant	Type (Global Warming Potential)		R32 (675)		
	Charge (CO ₂ eq-T)		q	2200 (1.485)	2500 (1.688)
Unit List Price			£	2,399	2,972

*Length not applicable when floor units are connected. For details, refer to the installation manual.

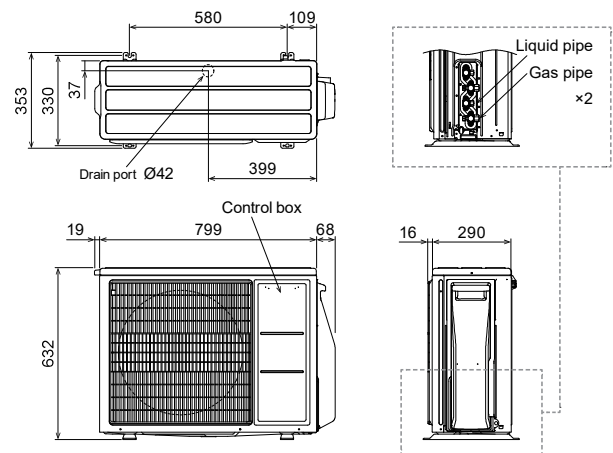
Dimensions

(Unit: mm)

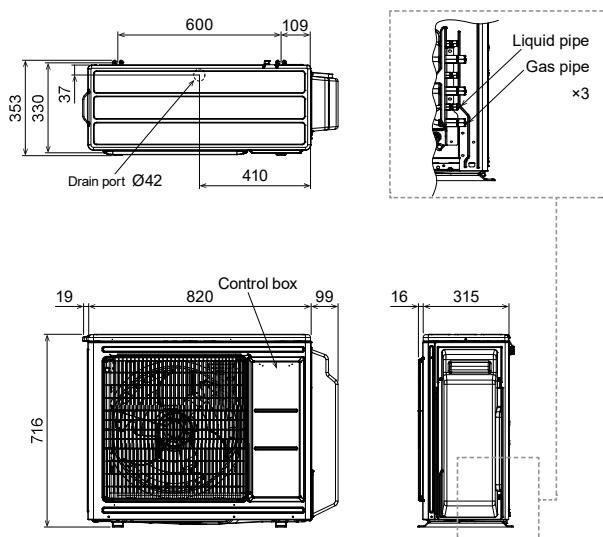
2-unit: A0EG14KBCA2



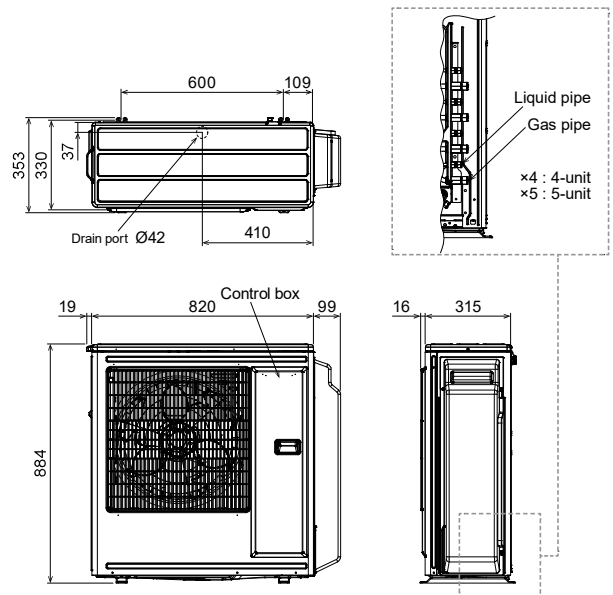
2-unit: A0EG18KBCA2



3-unit: A0EG18KBCA3 / A0EG24KBCA3



4-unit: A0EG30KBT4 5-unit: A0EG36KBT5



2-unit to 5-unit Multi-split Indoor Units Specifications



Wall-mounted type



Model name	Indoor unit			ASEH07KGTG	ASEH09KGTG	ASEH12KGTG	ASEH14KGTG
kW Class	kW			2.0	2.5	3.5	4.0
Power Source	Single phase, ~230 V, 50 Hz						
Sound Pressure Level	Cooling	H/M/L/Q	dB(A)	38/33/29/21	40/34/29/21	40/35/30/21	43/36/30/21
	Heating			41/35/31/22	42/36/31/22	42/38/33/22	44/39/33/24
Sound Power Level	Cooling	H	dB(A)	54	55	56	57
	Heating			56	57	58	59
Airflow Rate	Cooling	H/M/L/Q	m ³ /h	650/540/430/270	700/560/430/270	700/560/430/270	770/600/450/280
	Heating			720/580/460/330	750/610/470/330	770/640/520/330	800/660/520/340
Net Dimensions	mm			270 × 834 × 215	270 × 834 × 215	270 × 834 × 215	270 × 834 × 215
Weight	kg			10	10	10	10
Connection Pipe Diameter	Liquid/Gas	Inch		1/4 & 3/8	1/4 & 3/8	1/4 & 3/8	1/4 & 3/8
Unit List Price	£			367	397	459	515

Wall-mounted type



Model name	Indoor unit			ASEH07KETF ASEH07KETF-B	ASEH09KETF ASEH09KETF-B	ASEH12KETF ASEH12KETF-B	ASEH14KETF ASEH14KETF-B
kW Class	kW			2.0	2.5	3.5	4.0
Power Source	Single phase, ~230 V, 50 Hz						
Sound Pressure Level	Cooling	H/M/L/Q	dB(A)	38/33/29/21	40/34/29/21	40/35/30/21	43/36/30/21
	Heating			41/35/31/22	42/36/31/22	42/38/33/22	44/39/33/24
Sound Power Level	Cooling	H	dB(A)	54	55	55	57
	Heating			56	57	58	59
Airflow Rate	Cooling	H/M/L/Q	m ³ /h	650/540/430/270	700/560/430/270	700/560/430/270	770/600/450/280
	Heating			720/580/460/330	750/610/470/330	770/640/520/330	800/660/520/340
Net Dimensions	mm			295 × 950 (wall side: 840) × 230	295 × 950 (wall side: 840) × 230	295 × 950 (wall side: 840) × 230	295 × 950 (wall side: 840) × 230
Weight	kg			11	11	11	11.5
Connection Pipe Diameter	Liquid/Gas	Inch		1/4 & 3/8	1/4 & 3/8	1/4 & 3/8	1/4 & 3/8
Unit List Price	£			389	400	435	528

Wall-mounted type



Model name	Indoor unit			ASEH07KMCG	ASEH09KMCG	ASEH12KMCG	ASEH14KMCG
kW Class	kW			2.0	2.5	3.5	4.0
Power Source	Single phase, ~230 V, 50 Hz						
Sound Pressure Level	Cooling	H/M/L/Q	dB(A)	38/33/29/21	40/34/29/21	40/35/30/21	43/36/30/21
	Heating			41/35/31/22	42/36/31/22	42/38/33/22	44/39/33/24
Sound Power Level	Cooling	H	dB(A)	54	55	55	57
	Heating			56	57	58	59
Airflow Rate	Cooling	H/M/L/Q	m ³ /h	650/540/430/320	700/560/430/320	700/560/430/320	770/600/450/310
	Heating			720/580/460/330	750/610/470/330	780/640/520/330	820/660/520/340
Net Dimensions	mm			270 × 834 × 222	270 × 834 × 222	270 × 834 × 222	270 × 834 × 222
Weight	kg			10	10	10	10
Connection Pipe Diameter	Liquid/Gas	Inch		1/4 & 3/8	1/4 & 3/8	1/4 & 3/8	1/4 & 3/8
Unit List Price	£			312	353	381	453



Wall-mounted type

Model name		Indoor unit		ASEH05KNCA	ASEH07KNCA	ASEH09KNCA	ASEH12KNCA
kW Class		kW		1.5	2.0	2.5	3.5
Power Source		Single phase, ~230 V, 50 Hz					
Sound Pressure Level	Cooling	H/M/L/Q	dB(A)	34 / 33 / 29 / 21	36 / 33 / 29 / 21	41 / 35 / 29 / 21	42 / 36 / 32 / 21
	Heating			34 / 32 / 30 / 22	36 / 33 / 30 / 22	41 / 34 / 30 / 22	42 / 35 / 31 / 22
Sound Power Level	Cooling	H	dB(A)	50	51	56	57
	Heating			50	51	56	57
Airflow Rate	Cooling	H/M/L/Q	m³/h	500 / 450 / 390 / 250	530 / 460 / 390 / 250	640 / 500 / 390 / 250	660 / 520 / 440 / 250
	Heating			500 / 450 / 420 / 280	530 / 460 / 420 / 280	640 / 500 / 420 / 280	660 / 520 / 440 / 280
Net Dimensions		mm		270 × 784 × 222	270 × 784 × 222	270 × 784 × 222	270 × 784 × 222
Weight		kg		9	9	9	9
Connection Pipe Diameter		Liquid/Gas		1/4 & 3/8	1/4 & 3/8	1/4 & 3/8	1/4 & 3/8
Unit List Price		£		223	253	279	302

Wall-mounted type

Model name		Indoor unit		ASEG18KMTE	ASEG22KMTE	ASEG24KMTE	
kW Class		kW		5.0	6.0	7.0	
Power Source		Single phase, ~230 V, 50 Hz					
Sound Pressure Level	Cooling	H/M/L/Q	dB(A)	45/40/35/29	48/40/35/29	49/40/35/29	
	Heating			46/40/35/29	48/40/35/29	49/40/35/29	
Sound Power Level	Cooling	H	dB(A)	60	62	65	
	Heating			61	62	65	
Airflow Rate	Cooling	H/M/L/Q	m³/h	980/810/640/510	1,060/810/640/510	1,170/850/640/510	
	Heating			1,020/850/640/510	1,060/850/640/510	1,170/850/640/510	
Net Dimensions		mm		280 × 980 × 240	280 × 980 × 240	280 × 980 × 240	
Weight		kg		12.5	12.5	12.5	
Connection Pipe Diameter		Liquid/Gas		Inch 1/4 & 1/2	1/4 & 1/2	1/4 & 1/2	
Unit List Price		£		616	772	905	

Floor

Model name		Indoor unit		AGEG09KVCA	AGEG12KVCA	AGEG14KVCA	
kW Class		kW		2.5	3.5	4.0	
Power Source		Single phase, ~230 V, 50 Hz					
Sound Pressure Level	Cooling	H/M/L/Q	dB(A)	39/34/28/22	42/36/30/22	44/38/31/22	
	Heating			39/35/30/22	42/38/32/22	44/39/33/22	
Sound Power Level	Cooling	H	dB(A)	52	55	56	
	Heating			52	55	56	
Airflow Rate	Cooling	H/M/L/Q	m³/h	530/440/360/270	600/490/380/270	650/520/400/270	
	Heating			530/460/380/270	600/510/410/270	650/540/430/270	
Net Dimensions		mm		600 × 740 × 200	600 × 740 × 200	600 × 740 × 200	
Weight		kg		14	14	14	
Connection Pipe Diameter		Liquid/Gas		1/4 & 3/8	1/4 & 3/8	1/4 & 3/8	
Unit List Price		£		656	752	867	

2-unit to 5-unit Multi-split Indoor Units Specifications

Ceiling



Model name	Indoor unit			ABEG18KRTA	ABEG22KRTA
kW Class	kW			5.0	6.0
Power Source				Single phase, ~230 V, 50 Hz	
Sound Pressure Level	Cooling	H/M/L/Q	dB(A)	38/36/33/31	42/37/34/31
	Heating			38/36/33/31	42/37/34/31
Sound Power Level	Cooling	H	dB(A)	53	57
	Heating			53	57
Airflow Rate	Cooling	H/M/L/Q	m ³ /h	840/790/710/650	900/790/710/650
	Heating			840/790/710/650	900/790/710/650
Net Dimensions	mm			235 × 1,080 × 705	235 × 1,080 × 705
Weight	kg			24	24
Connection Pipe Diameter	Liquid/Gas	Inch		1/4 & 1/2	1/4 & 1/2
Unit List Price	£			675	873

Compact Cassette Grid Type




Model name	Indoor unit			AUXG07KVLA	AUXG09KVLA	AUXG12KVLA	AUXG14KVLA	AUXG18KVLA	AUXG22KVLA
kW Class	kW			2.0	2.5	3.5	4.0	5.0	6.0
Power Source				Single phase, ~230 V, 50 Hz					
Sound Pressure Level	Cooling	H/M/L/Q	dB(A)	33/31/29/27	33/31/29/27	37/34/31/28	38/35/32/29	38/35/32/29	44/42/36/30
	Heating			34/32/29/27	34/32/29/27	37/34/31/29	43/38/34/30	43/38/34/30	45/43/40/33
Sound Power Level	Cooling	H	dB(A)	46	46	49	50	50	56
	Heating			47	47	49	55	55	57
Airflow Rate	Cooling	H/M/L/Q	m ³ /h	540/490/440/390	540/490/440/390	610/530/470/410	680/580/490/410	680/580/490/410	830/740/600/450
	Heating			540/490/440/390	540/490/440/390	610/530/470/410	790/680/580/450	790/680/580/450	860/760/700/530
Net Dimensions	mm			245 × 570 × 570	245 × 570 × 570	245 × 570 × 570	245 × 570 × 570	245 × 570 × 570	245 × 570 × 570
Weight	kg			15	15	15	15	15	16
Panel				UTG-UFYF-W	UTG-UFYF-W	UTG-UFYF-W	UTG-UFYF-W	UTG-UFYF-W	UTG-UFYF-W
Connection Pipe Diameter	Liquid/Gas	Inch		1/4 & 3/8	1/4 & 3/8	1/4 & 3/8	1/4 & 3/8	1/4 & 1/2	1/4 & 1/2
Unit List Price	£			647	669	702	789	821	884

Price includes Grille

Bulkhead duct



Model name	Indoor unit			ARXG07KSLAP	ARXG09KSLAP	ARXG12KSLAP	ARXG14KSLAP	ARXG18KSLAP
kW Class	kW			2.0	2.5	3.5	4.0	5.0
Power Source				Single phase, ~230 V, 50 Hz				
Sound Pressure Level	Cooling	H/M/L/Q	dB(A)	29/26/24/23	29/26/24/23	31/27/25/23	35/30/27/23	33/29/26/23
	Heating			29/26/24/23	29/26/24/23	31/27/25/23	35/30/27/23	33/29/26/23
Sound Power Level	Cooling	H	dB(A)	52	54	55	60	58
	Heating			53	56	57	62	59
Airflow Rate	Cooling	H/M/L/Q	m ³ /h	550/440/390/360	600/450/400/360	650/490/430/360	800/640/530/360	940/750/540/480
	Heating			550/440/390/360	600/450/400/360	650/490/430/360	800/640/530/360	940/750/540/480
External static pressure	Pa			0 to 30	0 to 30	0 to 30	0 to 50	0 to 50
Drain pump				Standard	Standard	Standard	Standard	Standard
Net Dimensions	mm			198 × 700 × 450	198 × 700 × 450	198 × 700 × 450	198 × 700 × 450	198 × 900 × 450
Weight	kg			15.5	15.5	15.5	15.5	18.5
Connection Pipe Diameter	Liquid/Gas	Inch		1/4 & 3/8	1/4 & 3/8	1/4 & 3/8	1/4 & 3/8	1/4 & 1/2
Unit List Price	£			689	689	838	961	981

Slim duct


Model name	Indoor unit			ARXG07KLLAP	ARXG09KLLAP	ARXG12KLLAP	ARXG14KLLAP	ARXG18KLLAP
kW Class			kW	2.0	2.5	3.5	4.0	5.0
Power Source	Single phase, ~230 V, 50 Hz							
Sound Pressure Level	Cooling	H/M/L/Q	dB(A)	28/26/25/24	28/27/26/25	29/28/27/26	32/30/28/26	32/30/29/27
	Heating			28/26/25/24	28/26/25/24	29/28/27/24	32/30/28/25	32/30/29/27
Sound Power Level	Cooling	H	dB(A)	57	57	58	60	58
	Heating			57	57	58	60	58
Airflow Rate	Cooling	H/M/L/Q	m ³ /h	550/490/470/440	600/550/500/450	650/600/550/480	800/700/600/480	940/880/820/750
	Heating			550/490/470/440	600/550/500/450	650/600/550/480	800/700/600/480	940/880/820/750
External static pressure				Pa	0 to 90	0 to 90	0 to 90	0 to 90
Drain pump					Standard	Standard	Standard	Standard
Net Dimensions				mm	198 × 700 × 620	198 × 700 × 620	198 × 700 × 620	198 × 900 × 620
Weight				kg	16	17	17	20
Connection Pipe Diameter		Liquid/Gas	Inch	1/4 & 3/8	1/4 & 3/8	1/4 & 3/8	1/4 & 3/8	1/4 & 1/2
Unit List Price				£	594	613	646	745 830

Medium Static Pressure Duct


Model name	Indoor unit			ARXG22KMLB
kW Class			kW	6.0
Power Source	Single phase, ~230 V, 50 Hz			
Sound Pressure Level	Cooling	H/M/L/Q	dB(A)	31/29/27/25
	Heating			31/29/27/25
Sound Power Level	Cooling	H	dB(A)	60
	Heating			62
Airflow Rate	Cooling	H/M/L/Q	m ³ /h	1,100/910/750/580
	Heating			1,100/910/750/580
External static pressure				Pa
Drain pump				30 to 150
Net Dimensions				mm
Weight				kg
Connection Pipe Diameter		Liquid/Gas	Inch	1/4 & 1/2
Unit List Price				£
				1,008

Price includes Filter & Spigots

2-unit Multi-split Combination Table-Cooling & Heating

2-unit Multi-split

AOEG14KBCA2	Combination of Indoor Units		Operation					
			Cooling Capacity			Heating Capacity		
			Unit 1	Unit 2	Total Capacity (Min. - Max.)	Unit 1	Unit 2	Total Capacity (Min. - Max.)
		kW	kW	kW	kW	kW	kW	
2-unit connection	7	7	2.00	2.00	4.00 (1.4-4.6)	2.20	2.20	4.40 (1.1-5.5)
	7	9	1.75	2.25	4.00 (1.4-4.6)	1.92	2.48	4.40 (1.1-5.5)
	7	12	1.47	2.53	4.00 (1.4-4.6)	1.62	2.78	4.40 (1.1-5.5)
	9	9	2.00	2.00	4.00 (1.4-4.6)	2.20	2.20	4.40 (1.1-5.5)
	9	12	1.71	2.29	4.00 (1.4-4.6)	1.89	2.51	4.40 (1.1-5.5)

- Notes: •7: 7000 Btu/h/9: 9000 Btu/h/12: 12000 Btu/h models
- The above specifications apply when connected with a wall-mounted [KG/KM] unit.
 - 2 or more indoor units should be connected.
 - Cooling capacity is determined based on 27°CDB/19°CWB (indoor temperature) and 35°CDB (outdoor temperature).
 - Pipe Length: 5 m, Height difference: 0 m (Outdoor unit to Indoor unit)
 - Total capacity of indoor units connected must be between 4.0 kW and 6.0 kW.
 - Please refer to the Design & Technical manual for the combination tables with 5kW model.

AOEG18KBCA2	Combination of Indoor Units		Operation					
			Cooling Capacity			Heating Capacity		
			Unit 1	Unit 2	Total Capacity (Min. - Max.)	Unit 1	Unit 2	Total Capacity (Min. - Max.)
		kW	kW	kW	kW	kW	kW	
2-unit connection	7	7	2.00	2.00	4.00 (1.7-5.0)	2.40	2.40	4.80 (1.7-5.6)
	7	9	2.00	2.50	4.50 (1.7-5.7)	2.40	3.00	5.40 (1.7-6.4)
	7	12	1.84	3.16	5.00 (1.7-5.8)	2.06	3.54	5.60 (1.7-7.0)
	7	14	1.67	3.33	5.00 (1.7-5.8)	1.87	3.73	5.60 (1.7-7.0)
	9	9	2.50	2.50	5.00 (1.7-5.8)	2.80	2.80	5.60 (1.7-7.0)
	9	12	2.14	2.86	5.00 (1.7-5.8)	2.40	3.20	5.60 (1.7-7.0)
	9	14	1.96	3.04	5.00 (1.7-5.8)	2.19	3.41	5.60 (1.7-7.0)
	12	12	2.50	2.50	5.00 (1.7-5.8)	2.80	2.80	5.60 (1.7-7.0)
	12	14	2.31	2.69	5.00 (1.7-5.8)	2.58	3.02	5.60 (1.7-7.0)

- Notes: •7: 7000 Btu/h/9:9000 Btu/h/12: 12000 Btu/h/14: 14000 Btu/h models
- The above specifications apply when connected with a wall-mounted [KG/KM] unit.
 - 2 or more indoor units should be connected.
 - Cooling capacity is determined based on 27°CDB/19°CWB (indoor temperature) and 35°CDB (outdoor temperature).
 - Pipe Length: 5 m, Height difference: 0 m (Outdoor unit to Indoor unit)
 - Total capacity of indoor units connected must be between 4.0 kW and 7.5 kW.
 - Please refer to the Design & Technical manual for the combination tables with 5kW model.

3-unit Multi-split Combination Table-Cooling & Heating

3-unit Multi-split

AOEG18KBCA3	Combination of Indoor Units			Operation							
				Cooling Capacity				Heating Capacity			
				Unit 1 kW	Unit 2 kW	Unit 3 kW	Total Capacity (Min. - Max.) kW	Unit 1 kW	Unit 2 kW	Unit 3 kW	Total Capacity (Min. - Max.) kW
2-unit connection	7	7	-	2.00	2.00	-	4.00 (1.8-5.0)	2.40	2.40	-	4.80 (2.0-5.6)
	7	9	-	2.00	2.50	-	4.50 (1.8-5.7)	2.40	3.00	-	5.40 (2.0-6.4)
	7	12	-	1.99	3.41	-	5.40 (1.8-6.8)	2.40	4.20	-	6.60 (2.0-7.6)
	7	14	-	1.80	3.60	-	5.40 (1.8-7.0)	2.27	4.53	-	6.80 (2.0-8.0)
	9	9	-	2.50	2.50	-	5.00 (1.8-6.4)	3.00	3.00	-	6.00 (2.0-7.2)
	9	12	-	2.31	3.09	-	5.40 (1.8-7.0)	2.91	3.89	-	6.80 (2.0-8.0)
	9	14	-	2.11	3.29	-	5.40 (1.8-7.0)	2.66	4.14	-	6.80 (2.0-8.0)
	12	12	-	2.70	2.70	-	5.40 (1.8-7.0)	3.40	3.40	-	6.80 (2.0-8.0)
	12	14	-	2.49	2.91	-	5.40 (1.8-7.0)	3.14	3.66	-	6.80 (2.0-8.0)
	14	14	-	2.70	2.70	-	5.40 (1.8-7.0)	3.40	3.40	-	6.80 (2.0-8.0)
3-unit connection	7	7	7	1.80	1.80	1.80	5.40 (1.8-7.0)	2.27	2.27	2.27	6.80 (2.0-8.0)
	7	7	9	1.64	1.64	2.12	5.40 (1.8-7.0)	2.07	2.07	2.66	6.80 (2.0-8.0)
	7	7	12	1.45	1.45	2.50	5.40 (1.8-7.0)	1.83	1.83	3.14	6.80 (2.0-8.0)
	7	7	14	1.35	1.35	2.70	5.40 (1.8-7.0)	1.70	1.70	3.40	6.80 (2.0-8.0)
	7	9	9	1.52	1.94	1.94	5.40 (1.8-7.0)	1.90	2.45	2.45	6.80 (2.0-8.0)
	7	9	12	1.35	1.74	2.31	5.40 (1.8-7.0)	1.70	2.19	2.91	6.80 (2.0-8.0)
	7	9	14	1.26	1.62	2.52	5.40 (1.8-7.0)	1.59	2.04	3.17	6.80 (2.0-8.0)
	9	9	9	1.80	1.80	1.80	5.40 (1.8-7.0)	2.27	2.27	2.27	6.80 (2.0-8.0)
	9	9	12	1.62	1.62	2.16	5.40 (1.8-7.0)	2.04	2.04	2.72	6.80 (2.0-8.0)

AOEG24KBCA3	Combination of Indoor Units			Operation							
				Cooling Capacity				Heating Capacity			
				Unit 1 kW	Unit 2 kW	Unit 3 kW	Total Capacity (Min. - Max.) kW	Unit 1 kW	Unit 2 kW	Unit 3 kW	Total Capacity (Min. - Max.) kW
2-unit connection	7	7	-	2.00	2.00	-	4.00 (1.8-5.0)	2.40	2.40	-	4.80 (2.0-5.6)
	7	9	-	2.00	2.50	-	4.50 (1.8-5.7)	2.40	3.00	-	5.40 (2.0-6.4)
	7	12	-	2.00	3.50	-	5.50 (1.8-6.8)	2.40	4.20	-	6.60 (2.0-7.6)
	7	14	-	2.00	4.00	-	6.00 (1.8-7.5)	2.40	4.80	-	7.20 (2.0-8.4)
	7	18	-	1.90	4.90	-	6.80 (1.8-8.5)	2.16	5.54	-	7.70 (2.0-9.2)
	9	9	-	2.50	2.50	-	5.00 (1.8-6.4)	3.00	3.00	-	6.00 (2.0-7.2)
	9	12	-	2.50	3.50	-	6.00 (1.8-7.5)	3.00	4.20	-	7.20 (2.0-8.4)
	9	14	-	2.50	4.00	-	6.50 (1.8-8.2)	2.96	4.74	-	7.70 (2.0-9.2)
	9	18	-	2.27	4.53	-	6.80 (1.8-8.5)	2.57	5.13	-	7.70 (2.0-9.2)
	12	12	-	3.40	3.40	-	6.80 (1.8-8.5)	3.85	3.85	-	7.70 (2.0-9.2)
	12	14	-	3.14	3.66	-	6.80 (1.8-8.5)	3.55	4.15	-	7.70 (2.0-9.2)
	12	18	-	2.72	4.08	-	6.80 (1.8-8.5)	3.08	4.62	-	7.70 (2.0-9.2)
	14	14	-	3.40	3.40	-	6.80 (1.8-8.5)	3.85	3.85	-	7.70 (2.0-9.2)
	14	18	-	2.98	3.82	-	6.80 (1.8-8.5)	3.37	4.33	-	7.70 (2.0-9.2)
3-unit connection	7	7	7	2.00	2.00	2.00	6.00 (1.8-7.5)	2.40	2.40	2.40	7.20 (2.0-8.4)
	7	7	9	2.00	2.00	2.50	6.50 (1.8-8.2)	2.40	2.40	3.00	7.80 (2.0-9.2)
	7	7	12	1.83	1.83	3.14	6.80 (1.8-8.5)	2.15	2.15	3.70	8.00 (2.0-9.2)
	7	7	14	1.70	1.70	3.40	6.80 (1.8-8.5)	2.00	2.00	4.00	8.00 (2.0-9.2)
	7	7	18	1.49	1.49	3.82	6.80 (1.8-8.5)	1.75	1.75	4.50	8.00 (2.0-9.2)
	7	9	9	1.90	2.45	2.45	6.80 (1.8-8.5)	2.24	2.88	2.88	8.00 (2.0-9.2)
	7	9	12	1.70	2.19	2.91	6.80 (1.8-8.5)	2.00	2.57	3.43	8.00 (2.0-9.2)
	7	9	14	1.59	2.04	3.17	6.80 (1.8-8.5)	1.87	2.40	3.73	8.00 (2.0-9.2)
	7	9	18	1.40	1.80	3.60	6.80 (1.8-8.5)	1.65	2.12	4.23	8.00 (2.0-9.2)
	7	12	12	1.54	2.63	2.63	6.80 (1.8-8.5)	1.80	3.10	3.10	8.00 (2.0-9.2)
	7	12	14	1.44	2.47	2.89	6.80 (1.8-8.5)	1.70	2.91	3.39	8.00 (2.0-9.2)
	7	14	14	1.36	2.72	2.72	6.80 (1.8-8.5)	1.60	3.20	3.20	8.00 (2.0-9.2)
	9	9	9	2.27	2.27	2.27	6.80 (1.8-8.5)	2.67	2.67	2.67	8.00 (2.0-9.2)
	9	9	12	2.04	2.04	2.72	6.80 (1.8-8.5)	2.40	2.40	3.20	8.00 (2.0-9.2)
	9	9	14	1.91	1.91	2.98	6.80 (1.8-8.5)	2.25	2.25	3.50	8.00 (2.0-9.2)
	9	9	18	1.70	1.70	3.40	6.80 (1.8-8.5)	2.00	2.00	4.00	8.00 (2.0-9.2)
	9	12	12	1.86	2.47	2.47	6.80 (1.8-8.5)	2.18	2.91	2.91	8.00 (2.0-9.2)
	9	12	14	1.75	2.33	2.72	6.80 (1.8-8.5)	2.06	2.74	3.20	8.00 (2.0-9.2)
	12	12	12	2.27	2.27	2.27	6.80 (1.8-8.5)	2.67	2.67	2.67	8.00 (2.0-9.2)

- Notes: •7: 7000 Btu/h/9: 9000 Btu/h/12: 12000 Btu/h/14: 14000 Btu/h/18: 18000 Btu/h models
 •The above specifications apply when connected with a wall-mounted [KG/KM] unit.
 •2 or more indoor units should be connected.
 •Heating capacity is determined based on 20°CDB (indoor temperature) and 7°CDB/6°CWB (outdoor temperature).
 •Pipe Length: 5 m, Height difference: 0 m (Outdoor unit to Indoor unit)
 •Total capacity of indoor units connected must be between 4.0 kW and 10.5 kW.
 •Please refer to the Design & Technical manual for the combination tables with 5kW model.

4-unit Multi-split Combination Table-Cooling & Heating

4-unit Multi-split

AOEG30KBTA4	Combination of Indoor Units		Operation															
			Cooling Capacity					Heating Capacity										
			Unit 1 kW	Unit 2 kW	Unit 3 kW	Unit 4 kW	Total Capacity (Min. - Max.) kW	Unit 1 kW	Unit 2 kW	Unit 3 kW	Unit 4 kW	Total Capacity (Min. - Max.) kW						
2-unit connection	7	22	-	-	2.00	6.00	-	-	-	-	8.00 (2.4-10.1)	2.40	7.20	-	-	-	-	9.60 (3.0-11.2)
	7	24	-	-	1.81	6.19	-	-	-	-	8.00 (2.4-10.1)	2.17	7.43	-	-	-	-	9.60 (3.0-11.2)
	9	22	-	-	2.32	5.68	-	-	-	-	8.00 (2.4-10.1)	2.79	6.81	-	-	-	-	9.60 (3.0-11.2)
	9	24	-	-	2.18	5.82	-	-	-	-	8.00 (2.4-10.1)	2.62	6.98	-	-	-	-	9.60 (3.0-11.2)
	12	18	-	-	3.20	4.80	-	-	-	-	8.00 (2.4-10.1)	3.84	5.76	-	-	-	-	9.60 (3.0-11.2)
	12	22	-	-	2.82	5.18	-	-	-	-	8.00 (2.4-10.1)	3.39	6.21	-	-	-	-	9.60 (3.0-11.2)
	12	24	-	-	2.67	5.33	-	-	-	-	8.00 (2.4-10.1)	3.20	6.40	-	-	-	-	9.60 (3.0-11.2)
	14	18	-	-	3.50	4.50	-	-	-	-	8.00 (2.4-10.1)	4.20	5.40	-	-	-	-	9.60 (3.0-11.2)
	14	22	-	-	3.11	4.89	-	-	-	-	8.00 (2.4-10.1)	3.73	5.87	-	-	-	-	9.60 (3.0-11.2)
	14	24	-	-	2.95	5.05	-	-	-	-	8.00 (2.4-10.1)	3.54	6.06	-	-	-	-	9.60 (3.0-11.2)
	18	18	-	-	4.00	4.00	-	-	-	-	8.00 (2.4-10.1)	4.80	4.80	-	-	-	-	9.60 (3.0-11.2)
	18	22	-	-	3.60	4.40	-	-	-	-	8.00 (2.4-10.1)	4.32	5.28	-	-	-	-	9.60 (3.0-11.2)
	18	24	-	-	3.43	4.57	-	-	-	-	8.00 (2.4-10.1)	4.11	5.49	-	-	-	-	9.60 (3.0-11.2)
	22	22	-	-	4.00	4.00	-	-	-	-	8.00 (2.4-10.1)	4.80	4.80	-	-	-	-	9.60 (3.0-11.2)
	22	24	-	-	3.83	4.17	-	-	-	-	8.00 (2.4-10.1)	4.59	5.01	-	-	-	-	9.60 (3.0-11.2)
	24	24	-	-	4.00	4.00	-	-	-	-	8.00 (2.4-10.1)	4.80	4.80	-	-	-	-	9.60 (3.0-11.2)
	3-unit connection	7	7	12	-	2.00	2.00	3.50	-	-	7.50 (2.4-9.3)	2.40	2.40	4.20	-	-	-	9.00 (3.0-10.4)
		7	7	14	-	2.00	2.00	4.00	-	-	8.00 (2.4-10.1)	2.40	2.40	4.80	-	-	-	9.60 (3.0-11.2)
		7	7	18	-	1.75	1.75	4.50	-	-	8.00 (2.4-10.1)	2.10	2.10	5.40	-	-	-	9.60 (3.0-11.2)
		7	7	22	-	1.56	1.56	4.88	-	-	8.00 (2.4-10.1)	1.87	1.87	5.86	-	-	-	9.60 (3.0-11.2)
		7	7	24	-	1.47	1.47	5.06	-	-	8.00 (2.4-10.1)	1.77	1.77	6.06	-	-	-	9.60 (3.0-11.2)
		7	9	9	-	2.00	2.50	2.50	-	-	7.00 (2.4-8.9)	2.40	3.00	3.00	-	-	-	8.40 (3.0-10.0)
		7	9	12	-	2.00	2.50	3.50	-	-	8.00 (2.4-10.1)	2.40	3.00	4.20	-	-	-	9.60 (3.0-11.2)
		7	9	14	-	1.87	2.40	3.73	-	-	8.00 (2.4-10.1)	2.24	2.88	4.48	-	-	-	9.60 (3.0-11.2)
7		9	18	-	1.64	2.12	4.24	-	-	8.00 (2.4-10.1)	1.98	2.54	5.08	-	-	-	9.60 (3.0-11.2)	
7		9	22	-	1.47	1.89	4.64	-	-	8.00 (2.4-10.1)	1.77	2.27	5.56	-	-	-	9.60 (3.0-11.2)	
7		9	24	-	1.40	1.80	4.80	-	-	8.00 (2.4-10.1)	1.68	2.16	5.76	-	-	-	9.60 (3.0-11.2)	
7		12	12	-	1.80	3.10	3.10	-	-	8.00 (2.4-10.1)	2.16	3.72	3.72	-	-	-	9.60 (3.0-11.2)	
7		12	14	-	1.70	2.91	3.39	-	-	8.00 (2.4-10.1)	2.04	3.49	4.07	-	-	-	9.60 (3.0-11.2)	
7		12	18	-	1.51	2.59	3.90	-	-	8.00 (2.4-10.1)	1.82	3.11	4.67	-	-	-	9.60 (3.0-11.2)	
7		12	22	-	1.37	2.34	4.29	-	-	8.00 (2.4-10.1)	1.64	2.81	5.15	-	-	-	9.60 (3.0-11.2)	
7		12	24	-	1.30	2.23	4.67	-	-	8.00 (2.4-10.1)	1.56	2.68	5.36	-	-	-	9.60 (3.0-11.2)	
7		14	14	-	1.60	3.20	3.20	-	-	8.00 (2.4-10.1)	1.92	3.84	3.84	-	-	-	9.60 (3.0-11.2)	
7		14	18	-	1.44	2.87	3.69	-	-	8.00 (2.4-10.1)	1.72	3.45	4.43	-	-	-	9.60 (3.0-11.2)	
7		14	22	-	1.30	2.60	4.10	-	-	8.00 (2.4-10.1)	1.56	3.13	4.91	-	-	-	9.60 (3.0-11.2)	
7		14	24	-	1.24	2.49	4.27	-	-	8.00 (2.4-10.1)	1.49	2.99	5.12	-	-	-	9.60 (3.0-11.2)	
7		18	18	-	1.30	3.35	3.35	-	-	8.00 (2.4-10.1)	1.56	4.02	4.02	-	-	-	9.60 (3.0-11.2)	
7		18	22	-	1.19	3.06	3.75	-	-	8.00 (2.4-10.1)	1.43	3.68	4.49	-	-	-	9.60 (3.0-11.2)	
7		18	24	-	1.14	2.94	3.92	-	-	8.00 (2.4-10.1)	1.37	3.53	4.70	-	-	-	9.60 (3.0-11.2)	
9		9	9	-	2.50	2.50	2.50	-	-	7.50 (2.4-9.6)	3.00	3.00	3.00	-	-	-	9.00 (3.0-10.8)	
9		9	12	-	2.40	2.40	3.20	-	-	8.00 (2.4-10.1)	2.88	2.88	3.84	-	-	-	9.60 (3.0-11.2)	
9		9	14	-	2.25	2.25	3.50	-	-	8.00 (2.4-10.1)	2.70	2.70	4.20	-	-	-	9.60 (3.0-11.2)	
9		9	18	-	2.00	2.00	4.00	-	-	8.00 (2.4-10.1)	2.40	2.40	4.80	-	-	-	9.60 (3.0-11.2)	
9		9	22	-	1.80	1.80	4.40	-	-	8.00 (2.4-10.1)	2.16	2.16	5.28	-	-	-	9.60 (3.0-11.2)	
9		9	24	-	1.71	1.71	4.58	-	-	8.00 (2.4-10.1)	2.06	2.06	5.48	-	-	-	9.60 (3.0-11.2)	
9		12	12	-	2.18	2.91	2.91	-	-	8.00 (2.4-10.1)	2.62	3.49	3.49	-	-	-	9.60 (3.0-11.2)	
9		12	14	-	2.06	2.74	3.20	-	-	8.00 (2.4-10.1)	2.47	3.29	3.84	-	-	-	9.60 (3.0-11.2)	
9		12	18	-	1.85	2.46	3.69	-	-	8.00 (2.4-10.1)	2.22	2.95	4.43	-	-	-	9.60 (3.0-11.2)	
9		12	22	-	1.67	2.23	4.10	-	-	8.00 (2.4-10.1)	2.01	2.68	4.91	-	-	-	9.60 (3.0-11.2)	
9		12	24	-	1.60	2.13	4.27	-	-	8.00 (2.4-10.1)	1.92	2.56	5.12	-	-	-	9.60 (3.0-11.2)	
9		14	14	-	1.94	3.03	3.03	-	-	8.00 (2.4-10.1)	2.34	3.63	3.63	-	-	-	9.60 (3.0-11.2)	
9		14	18	-	1.76	2.73	3.51	-	-	8.00 (2.4-10.1)	2.11	3.28	4.21	-	-	-	9.60 (3.0-11.2)	
9		14	22	-	1.60	2.49	3.91	-	-	8.00 (2.4-10.1)	1.92	2.99	4.69	-	-	-	9.60 (3.0-11.2)	
9		14	24	-	1.53	2.38	4.09	-	-	8.00 (2.4-10.1)	1.84	2.86	4.90	-	-	-	9.60 (3.0-11.2)	
9		18	18	-	1.60	3.20	3.20	-	-	8.00 (2.4-10.1)	1.92	3.84	3.84	-	-	-	9.60 (3.0-11.2)	
12		12	12	-	2.67	2.67	2.67	-	-	8.00 (2.4-10.1)	3.20	3.20	3.20	-	-	-	9.60 (3.0-11.2)	
12		12	14	-	2.53	2.53	2.94	-	-	8.00 (2.4-10.1)	3.03	3.03	3.54	-	-	-	9.60 (3.0-11.2)	
12		12	18	-	2.29	2.29	3.42	-	-	8.00 (2.4-10.1)	2.74	2.74	4.12	-	-	-	9.60 (3.0-11.2)	
12		12	22	-	2.09	2.09	3.82	-	-	8.00 (2.4-10.1)	2.50	2.50	4.60	-	-	-	9.60 (3.0-11.2)	
12		12	24	-	2.00	2.00	4.00	-	-	8.00 (2.4-10.1)	2.40	2.40	4.80	-	-	-	9.60 (3.0-11.2)	
12		14	14	-	2.40	2.80	2.80	-	-	8.00 (2.4-10.1)	2.88	3.36	3.36	-	-	-	9.60 (3.0-11.2)	
12		14	18	-	2.18	2.55	3.27	-	-	8.00 (2.4-10.1)	2.62	3.05	3.93	-	-	-	9.60 (3.0-11.2)	
12		18	18	-	2.00	3.00	3.00	-	-	8.00 (2.4-10.1)	2.40	3.60	3.60	-	-	-	9.60 (3.0-11.2)	
14		14	14	-	2.67	2.67	3.14	-	-	8.00 (2.4-10.1)	3.20	3.20	3.20	-	-	-	9.60 (3.0-11.2)	
14	14	18	-	2.63	2.63	3.14	-	-	8.00 (2.4-10.1)	2.92	2.92	3.20	-	-	-	9.60 (3.0-11.2)		
7	7	7	7	2.00	2.00	2.00	2.00	-	-	8.00 (2.4-10.1)	2.40	2.40	2.40	2.40	-	-	9.60 (3.0-11.2)	
7	7	7	9	1.87	1.87	1.87	2.39	-	-	8.00 (2.4-10.1)	2.24	2.24	2.24	2.88	-	-	9.60 (3.0-11.2)	
7	7	7	12	1.70	1.70	1.70	2.90	-	-	8.00 (2.4-10.1)	2.04	2.04	2.04	3.48	-	-	9.60 (3.0-11.2)	
7	7	7	14	1.60	1.60	1.60	3.20	-	-	8.00 (2.4-10.1)	1.92	1.92	1.92	3.84	-	-	9.60 (3.0-11.2)	
7	7	7	18	1.44	1.44	1.44	3.68	-	-	8.00 (2.4-10.1)	1.72	1.72	1.72	4.44	-	-	9.60 (3.0-11.2)	
7	7	9	9	1.75	1.75	2.25	2.25	-	-	8.00 (2.4-10.1)	2.10	2.10	2.70	2.70	-	-	9.60 (3.0-11.2)	
7	7	9	12	1.60	1.60	2.06	2.74	-	-	8.00 (2.4-10.1)	1.92	1.92	2.47	3.29	-	-	9.60 (3.0-11.2)	
7	7	9	14	1.51	1.51	1.95	3.03	-	-	8.00 (2.4-10.1)	1.82	1.82	2.34	3.62	-	-	9.60 (3.0-11.2)	
7	7	9	18	1.37	1.37	1.76	3.50	-	-	8.00 (2.4-10.1)	1.64	1.64	2.11	4.21	-	-	9.60 (3.0-11.2)	
7	7	12	12	1.47	1.47	2.53	2.53	-	-	8.00 (2.4-10.1)	1.77	1.77	3.03	3.03	-	-	9.60 (3.0-11.2)	
7	7	12	14	1.40	1.40	2.40	2.80	-	-	8.00 (2.4-10.1)	1.68	1.68	2.88	3.36	-	-	9.60 (3.0-11.2)	
7	7	12	18	1.27	1.27	2.18	3.28	-	-	8.00 (2.4-10.1)	1.53	1.53	2.62	3.92	-	-	9.60 (3.0-11.2)	
7	7	14	14	1.33	1.33	2.67	2.67	-	-	8.00 (2.4-10.1)	1.60	1.60	3.20	3.20	-	-	9.60 (3.0-11.2)	
7	7	14	18	1.22	1.22	2.43	3.13	-	-	8.00 (2.4-10.1)	1.46	1.46	2.92	3.76	-	-	9.60 (3.0-11.2)	
7	9	9	9	1.64	2.12	2.12	2.12	-	-	8.00 (2.4-10.1)	1.98	2.54	2.54	2.54	-	-	9.60 (3.0-11.2)	



5-unit Multi-split Combination Table-Cooling & Heating

5-unit Multi-split

AOEG36KBTA5	Combination of Indoor Units					Operation											
						Cooling Capacity					Heating Capacity						
						Unit 1 kW	Unit 2 kW	Unit 3 kW	Unit 4 kW	Unit 5 kW	Total Capacity (Min. - Max.) kW	Unit 1 kW	Unit 2 kW	Unit 3 kW	Unit 4 kW	Unit 5 kW	Total Capacity (Min. - Max.) kW
2-unit connection	7	24	-	-	-	2.00	7.00	-	-	-	9.00 (3.0-11.0)	2.39	8.21	-	-	-	10.60 (3.5-12.0)
	9	22	-	-	-	2.50	6.00	-	-	-	8.50 (3.0-11.0)	3.00	7.20	-	-	-	10.20 (3.5-12.0)
	9	24	-	-	-	2.50	7.00	-	-	-	9.50 (3.0-11.0)	2.89	7.71	-	-	-	10.60 (3.5-12.0)
	12	22	-	-	-	3.50	6.00	-	-	-	9.50 (3.0-11.0)	3.74	6.86	-	-	-	10.60 (3.5-12.0)
	12	24	-	-	-	3.17	6.33	-	-	-	9.50 (3.0-11.0)	3.53	7.07	-	-	-	10.60 (3.5-12.0)
	14	22	-	-	-	3.69	5.81	-	-	-	9.50 (3.0-11.0)	4.12	6.48	-	-	-	10.60 (3.5-12.0)
	14	24	-	-	-	3.50	6.00	-	-	-	9.50 (3.0-11.0)	3.91	6.69	-	-	-	10.60 (3.5-12.0)
	18	18	-	-	-	4.75	4.75	-	-	-	9.50 (3.0-11.0)	5.30	5.30	-	-	-	10.60 (3.5-12.0)
	18	22	-	-	-	4.27	5.23	-	-	-	9.50 (3.0-11.0)	4.77	5.83	-	-	-	10.60 (3.5-12.0)
	18	24	-	-	-	4.07	5.43	-	-	-	9.50 (3.0-11.0)	4.54	6.06	-	-	-	10.60 (3.5-12.0)
	22	22	-	-	-	4.75	4.75	-	-	-	9.50 (3.0-11.0)	5.30	5.30	-	-	-	10.60 (3.5-12.0)
	22	24	-	-	-	4.54	4.96	-	-	-	9.50 (3.0-11.0)	5.07	5.53	-	-	-	10.60 (3.5-12.0)
24	24	-	-	-	4.75	4.75	-	-	-	9.50 (3.0-11.0)	5.30	5.30	-	-	-	10.60 (3.5-12.0)	
3-unit connection	7	7	14	-	-	2.00	2.00	4.00	-	-	8.00 (3.0-10.0)	2.40	2.40	4.80	-	-	9.60 (3.5-11.2)
	7	7	18	-	-	2.00	2.00	5.00	-	-	9.00 (3.0-11.0)	2.32	2.32	5.96	-	-	10.60 (3.5-12.0)
	7	7	22	-	-	1.95	1.95	5.80	-	-	9.50 (3.0-11.0)	2.06	2.06	6.48	-	-	10.60 (3.5-12.0)
	7	7	24	-	-	1.75	1.75	6.00	-	-	9.50 (3.0-11.0)	1.95	1.95	6.70	-	-	10.60 (3.5-12.0)
	7	9	12	-	-	2.00	2.50	3.50	-	-	8.00 (3.0-10.0)	2.40	3.00	4.20	-	-	9.60 (3.5-11.2)
	7	9	14	-	-	2.00	2.50	4.00	-	-	8.50 (3.0-10.7)	2.40	3.00	4.80	-	-	10.20 (3.5-12.0)
	7	9	18	-	-	2.00	2.50	5.00	-	-	9.50 (3.0-11.0)	2.18	2.81	5.61	-	-	10.60 (3.5-12.0)
	7	9	22	-	-	1.75	2.25	5.50	-	-	9.50 (3.0-11.0)	1.95	2.51	6.14	-	-	10.60 (3.5-12.0)
	7	9	24	-	-	1.66	2.14	5.70	-	-	9.50 (3.0-11.0)	1.85	2.39	6.36	-	-	10.60 (3.5-12.0)
	7	12	12	-	-	2.00	3.50	3.50	-	-	9.00 (3.0-11.0)	2.40	4.10	4.10	-	-	10.60 (3.5-12.0)
	7	12	14	-	-	2.00	3.50	4.00	-	-	9.50 (3.0-11.0)	2.25	3.85	4.50	-	-	10.60 (3.5-12.0)
	7	12	18	-	-	1.80	3.08	4.62	-	-	9.50 (3.0-11.0)	2.00	3.44	5.16	-	-	10.60 (3.5-12.0)
	7	12	22	-	-	1.62	2.78	5.10	-	-	9.50 (3.0-11.0)	1.81	3.10	5.69	-	-	10.60 (3.5-12.0)
	7	12	24	-	-	1.55	2.65	5.30	-	-	9.50 (3.0-11.0)	1.72	2.96	5.92	-	-	10.60 (3.5-12.0)
	7	14	14	-	-	1.90	3.80	3.80	-	-	9.50 (3.0-11.0)	2.12	4.24	4.24	-	-	10.60 (3.5-12.0)
	7	14	18	-	-	1.71	3.41	4.38	-	-	9.50 (3.0-11.0)	1.90	3.81	4.89	-	-	10.60 (3.5-12.0)
	7	14	22	-	-	1.55	3.09	4.86	-	-	9.50 (3.0-11.0)	1.73	3.45	5.42	-	-	10.60 (3.5-12.0)
	7	14	24	-	-	1.47	2.96	5.07	-	-	9.50 (3.0-11.0)	1.65	3.30	5.65	-	-	10.60 (3.5-12.0)
	7	18	18	-	-	1.54	3.98	3.98	-	-	9.50 (3.0-11.0)	1.72	4.44	4.44	-	-	10.60 (3.5-12.0)
	7	18	22	-	-	1.41	3.64	4.45	-	-	9.50 (3.0-11.0)	1.58	4.06	4.96	-	-	10.60 (3.5-12.0)
	7	18	24	-	-	1.36	3.49	4.65	-	-	9.50 (3.0-11.0)	1.51	3.89	5.20	-	-	10.60 (3.5-12.0)
	9	9	9	-	-	2.50	2.50	2.50	-	-	7.50 (3.0-9.6)	3.00	3.00	3.00	-	-	9.00 (3.5-10.8)
	9	9	12	-	-	2.50	2.50	3.50	-	-	8.50 (3.0-10.7)	3.00	3.00	4.20	-	-	10.20 (3.5-12.0)
	9	9	14	-	-	2.50	2.50	4.00	-	-	9.00 (3.0-11.0)	2.98	2.98	4.64	-	-	10.60 (3.5-12.0)
	9	9	18	-	-	2.38	2.38	4.74	-	-	9.50 (3.0-11.0)	2.65	2.65	5.30	-	-	10.60 (3.5-12.0)
	9	9	22	-	-	2.14	2.14	5.22	-	-	9.50 (3.0-11.0)	2.39	2.39	5.82	-	-	10.60 (3.5-12.0)
	9	9	24	-	-	2.04	2.04	5.42	-	-	9.50 (3.0-11.0)	2.27	2.27	6.06	-	-	10.60 (3.5-12.0)
	9	12	12	-	-	2.50	3.50	3.50	-	-	9.50 (3.0-11.0)	2.90	3.85	3.85	-	-	10.60 (3.5-12.0)
	9	12	14	-	-	2.44	3.26	3.80	-	-	9.50 (3.0-11.0)	2.73	3.63	4.24	-	-	10.60 (3.5-12.0)
	9	12	18	-	-	2.19	2.92	4.39	-	-	9.50 (3.0-11.0)	2.45	3.26	4.89	-	-	10.60 (3.5-12.0)
	9	12	22	-	-	1.99	2.65	4.86	-	-	9.50 (3.0-11.0)	2.22	2.96	5.42	-	-	10.60 (3.5-12.0)
	9	12	24	-	-	1.90	2.53	5.07	-	-	9.50 (3.0-11.0)	2.12	2.83	5.65	-	-	10.60 (3.5-12.0)
	9	14	14	-	-	2.32	3.59	3.59	-	-	9.50 (3.0-11.0)	2.58	4.01	4.01	-	-	10.60 (3.5-12.0)
	9	14	18	-	-	2.09	3.24	4.17	-	-	9.50 (3.0-11.0)	2.33	3.62	4.65	-	-	10.60 (3.5-12.0)
	9	14	22	-	-	1.90	2.96	4.64	-	-	9.50 (3.0-11.0)	2.12	3.30	5.18	-	-	10.60 (3.5-12.0)
	9	14	24	-	-	1.82	2.83	4.85	-	-	9.50 (3.0-11.0)	2.03	3.16	5.41	-	-	10.60 (3.5-12.0)
	9	18	18	-	-	1.90	3.80	3.80	-	-	9.50 (3.0-11.0)	2.12	4.24	4.24	-	-	10.60 (3.5-12.0)
	9	18	22	-	-	1.74	3.49	4.27	-	-	9.50 (3.0-11.0)	1.95	3.89	4.76	-	-	10.60 (3.5-12.0)
	9	18	24	-	-	1.68	3.35	4.47	-	-	9.50 (3.0-11.0)	1.87	3.74	4.99	-	-	10.60 (3.5-12.0)
	12	12	12	-	-	3.17	3.17	3.17	-	-	9.50 (3.0-11.0)	3.53	3.53	3.53	-	-	10.60 (3.5-12.0)
	12	12	14	-	-	3.00	3.00	3.50	-	-	9.50 (3.0-11.0)	3.35	3.35	3.90	-	-	10.60 (3.5-12.0)
	12	12	18	-	-	2.71	2.71	4.08	-	-	9.50 (3.0-11.0)	3.03	3.03	4.54	-	-	10.60 (3.5-12.0)
	12	12	22	-	-	2.48	2.48	4.54	-	-	9.50 (3.0-11.0)	2.77	2.77	5.06	-	-	10.60 (3.5-12.0)
	12	12	24	-	-	2.38	2.38	4.74	-	-	9.50 (3.0-11.0)	2.65	2.65	5.30	-	-	10.60 (3.5-12.0)
	12	14	14	-	-	2.84	3.33	3.33	-	-	9.50 (3.0-11.0)	3.18	3.71	3.71	-	-	10.60 (3.5-12.0)
	12	14	18	-	-	2.59	3.02	3.89	-	-	9.50 (3.0-11.0)	2.89	3.37	4.34	-	-	10.60 (3.5-12.0)
	12	14	22	-	-	2.38	2.77	4.35	-	-	9.50 (3.0-11.0)	2.65	3.09	4.86	-	-	10.60 (3.5-12.0)
	12	14	24	-	-	2.28	2.66	4.56	-	-	9.50 (3.0-11.0)	2.54	2.97	5.09	-	-	10.60 (3.5-12.0)
	12	18	18	-	-	2.38	3.56	3.56	-	-	9.50 (3.0-11.0)	2.64	3.98	3.98	-	-	10.60 (3.5-12.0)
	12	18	22	-	-	2.19	3.29	4.02	-	-	9.50 (3.0-11.0)	2.45	3.67	4.48	-	-	10.60 (3.5-12.0)
	12	18	24	-	-	2.11	3.17	4.22	-	-	9.50 (3.0-11.0)	2.36	3.53	4.71	-	-	10.60 (3.5-12.0)
	14	14	14	-	-	3.17	3.17	3.17	-	-	9.50 (3.0-11.0)	3.53	3.53	3.53	-	-	10.60 (3.5-12.0)
	14	14	18	-	-	2.89	2.89	3.72	-	-	9.50 (3.0-11.0)	3.23	3.23	4.14	-	-	10.60 (3.5-12.0)
	14	14	22	-	-	2.66	2.66	4.18	-	-	9.50 (3.0-11.0)	2.97	2.97	4.66	-	-	10.60 (3.5-12.0)
14	14	24	-	-	2.56	2.56	4.38	-	-	9.50 (3.0-11.0)	2.85	2.85	4.90	-	-	10.60 (3.5-12.0)	
14	18	18	-	-	2.66	3.42	3.42	-	-	9.50 (3.0-11.0)	2.96	3.82	3.82	-	-	10.60 (3.5-12.0)	
18	18	18	-	-	3.17	3.17	3.17	-	-	9.50 (3.0-11.0)	3.53	3.53	3.53	-	-	10.60 (3.5-12.0)	
4-unit connection	7	7	7	7	-	2.00	2.00	2.00	2.00	-	8.00 (3.0-10.0)	2.40	2.40	2.40	2.40	-	9.60 (3.5-11.2)
	7	7	7	9	-	2.00	2.00	2.00	2.50	-	8.50 (3.0-10.7)	2.40	2.40	2.40	3.00	-	10.20 (3.5-12.0)
	7	7	7	12	-	2.00	2.00	2.00	3.50	-	9.50 (3.0-11.0)	2.25	2.25	2.25	3.85	-	10.60 (3.5-12.0)
	7	7	7	14	-	1.90	1.90	1.90	3.80	-	9.50 (3.0-11.0)	2.12	2.12	2.12	4.24	-	10.60 (3.5-12.0)
	7	7	7	18	-	1.71	1.71	1.71	4.37	-	9.50 (3.0-11.0)	1.90	1.90	1.90	4.90	-	10.60 (3.5-12.0)
	7	7	7	22	-	1.55	1.55	1.55	4.85	-	9.50 (3.0-11.0)	1.73	1.73	1.73	5.41	-	10.60 (3.5-12.0)
	7	7	7	24	-	1.48	1.48	1.48	5.06	-	9.50 (3.0-11.0)	1.65	1.65	1.65	5.65	-	10.60 (3.5-12.0)
	7	7	9	9	-	2.00	2.00	2.50	2.50	-	9.00 (3.0-11.0)	2.32	2.32	2.98	2.98	-	10.60 (3.5-12.0)
	7	7	9	12	-	1.90	1.90	2.44	3.26	-	9.50 (3.0-11.0)	2.12	2.12	2.73	3.63	-	10.60 (3.5-12.0)
	7	7	9	14	-	1.80	1.80	2.31	3.59	-	9.50 (3.0-11.0)	2.01	2.01	2.57	4.01	-	10.60 (3.5-12.0)
	7	7	9	18	-	1.62	1.										

5-unit Multi-split

AOEG36KBTA5	Combination of Indoor Units					Operation											
						Cooling Capacity					Heating Capacity						
						Unit 1 kW	Unit 2 kW	Unit 3 kW	Unit 4 kW	Unit 5 kW	Total Capacity (Min. - Max.) kW	Unit 1 kW	Unit 2 kW	Unit 3 kW	Unit 4 kW	Unit 5 kW	Total Capacity (Min. - Max.) kW
4-unit connection	7	14	14	18	-	1.25	2.51	2.51	3.23	-	9.50 (3.0-11.0)	1.40	2.80	2.80	3.60	-	10.60 (3.5-12.0)
	9	9	9	9	-	2.38	2.38	2.38	2.38	-	9.50 (3.0-11.0)	2.65	2.65	2.65	2.65	-	10.60 (3.5-12.0)
	9	9	9	12	-	2.19	2.19	2.19	2.93	-	9.50 (3.0-11.0)	2.45	2.45	2.45	3.25	-	10.60 (3.5-12.0)
	9	9	9	14	-	2.09	2.09	2.09	3.23	-	9.50 (3.0-11.0)	2.33	2.33	2.33	3.61	-	10.60 (3.5-12.0)
	9	9	9	18	-	1.90	1.90	1.90	3.80	-	9.50 (3.0-11.0)	2.12	2.12	2.12	4.24	-	10.60 (3.5-12.0)
	9	9	9	22	-	1.74	1.74	1.74	4.28	-	9.50 (3.0-11.0)	1.95	1.95	1.95	4.75	-	10.60 (3.5-12.0)
	9	9	9	24	-	1.68	1.68	1.68	4.46	-	9.50 (3.0-11.0)	1.87	1.87	1.87	4.99	-	10.60 (3.5-12.0)
	9	9	12	12	-	2.04	2.04	2.71	2.71	-	9.50 (3.0-11.0)	2.27	2.27	3.03	3.03	-	10.60 (3.5-12.0)
	9	9	12	14	-	1.94	1.94	2.59	3.03	-	9.50 (3.0-11.0)	2.17	2.17	2.89	3.37	-	10.60 (3.5-12.0)
	9	9	12	18	-	1.78	1.78	2.38	3.56	-	9.50 (3.0-11.0)	1.99	1.99	2.64	3.98	-	10.60 (3.5-12.0)
	9	9	12	22	-	1.64	1.64	2.19	4.03	-	9.50 (3.0-11.0)	1.83	1.83	2.45	4.49	-	10.60 (3.5-12.0)
	9	9	12	24	-	1.58	1.58	2.11	4.23	-	9.50 (3.0-11.0)	1.77	1.77	2.35	4.71	-	10.60 (3.5-12.0)
	9	9	14	14	-	1.86	1.86	2.89	2.89	-	9.50 (3.0-11.0)	2.07	2.07	3.23	3.23	-	10.60 (3.5-12.0)
	9	9	14	18	-	1.71	1.71	2.66	3.42	-	9.50 (3.0-11.0)	1.91	1.91	2.96	3.82	-	10.60 (3.5-12.0)
	9	9	18	18	-	1.58	1.58	3.17	3.17	-	9.50 (3.0-11.0)	1.77	1.77	3.53	3.53	-	10.60 (3.5-12.0)
	9	12	12	12	-	1.91	2.53	2.53	2.53	-	9.50 (3.0-11.0)	2.11	2.83	2.83	2.83	-	10.60 (3.5-12.0)
	9	12	12	14	-	1.81	2.43	2.43	2.83	-	9.50 (3.0-11.0)	2.02	2.71	2.71	3.16	-	10.60 (3.5-12.0)
	9	12	12	18	-	1.67	2.24	2.24	3.35	-	9.50 (3.0-11.0)	1.87	2.49	2.49	3.75	-	10.60 (3.5-12.0)
	9	12	14	14	-	1.74	2.34	2.71	2.71	-	9.50 (3.0-11.0)	1.94	2.60	3.03	3.03	-	10.60 (3.5-12.0)
	9	12	14	18	-	1.61	2.15	2.51	3.23	-	9.50 (3.0-11.0)	1.80	2.40	2.80	3.60	-	10.60 (3.5-12.0)
	9	14	14	14	-	1.67	2.61	2.61	2.61	-	9.50 (3.0-11.0)	1.87	2.91	2.91	2.91	-	10.60 (3.5-12.0)
	12	12	12	12	-	2.38	2.38	2.38	2.38	-	9.50 (3.0-11.0)	2.65	2.65	2.65	2.65	-	10.60 (3.5-12.0)
	12	12	12	14	-	2.28	2.28	2.28	2.66	-	9.50 (3.0-11.0)	2.54	2.54	2.54	2.98	-	10.60 (3.5-12.0)
	12	12	12	18	-	2.11	2.11	2.11	3.17	-	9.50 (3.0-11.0)	2.36	2.36	2.36	3.52	-	10.60 (3.5-12.0)
12	12	14	14	-	2.19	2.19	2.56	2.56	-	9.50 (3.0-11.0)	2.45	2.45	2.85	2.85	-	10.60 (3.5-12.0)	
12	14	14	14	-	2.12	2.46	2.46	2.46	-	9.50 (3.0-11.0)	2.35	2.75	2.75	2.75	-	10.60 (3.5-12.0)	
5-unit connection	7	7	7	7	7	1.90	1.90	1.90	1.90	1.90	9.50 (3.0-11.0)	2.12	2.12	2.12	2.12	2.12	10.60 (3.5-12.0)
	7	7	7	7	9	1.80	1.80	1.80	1.80	2.30	9.50 (3.0-11.0)	2.01	2.01	2.01	2.01	2.56	10.60 (3.5-12.0)
	7	7	7	7	12	1.66	1.66	1.66	1.66	2.86	9.50 (3.0-11.0)	1.86	1.86	1.86	1.86	3.16	10.60 (3.5-12.0)
	7	7	7	7	14	1.58	1.58	1.58	1.58	3.18	9.50 (3.0-11.0)	1.77	1.77	1.77	1.77	3.52	10.60 (3.5-12.0)
	7	7	7	7	18	1.45	1.45	1.45	1.45	3.70	9.50 (3.0-11.0)	1.61	1.61	1.61	1.61	4.16	10.60 (3.5-12.0)
	7	7	7	7	22*	1.33	1.33	1.33	1.33	4.18	9.50 (3.0-11.0)	1.48	1.48	1.48	1.48	4.68	10.60 (3.5-12.0)
	7	7	7	7	24	1.28	1.28	1.28	1.28	4.38	9.50 (3.0-11.0)	1.43	1.43	1.43	1.43	4.88	10.60 (3.5-12.0)
	7	7	7	9	9	1.70	1.70	1.70	2.20	2.20	9.50 (3.0-11.0)	1.90	1.90	1.90	2.45	2.45	10.60 (3.5-12.0)
	7	7	7	9	12	1.58	1.58	1.58	2.04	2.72	9.50 (3.0-11.0)	1.77	1.77	1.77	2.26	3.03	10.60 (3.5-12.0)
	7	7	7	9	14	1.51	1.51	1.51	1.94	3.03	9.50 (3.0-11.0)	1.69	1.69	1.69	2.16	3.37	10.60 (3.5-12.0)
	7	7	7	9	18	1.39	1.39	1.39	1.77	3.56	9.50 (3.0-11.0)	1.55	1.55	1.55	1.99	3.96	10.60 (3.5-12.0)
	7	7	7	9	22*	1.28	1.28	1.28	1.64	4.02	9.50 (3.0-11.0)	1.43	1.43	1.43	1.83	4.48	10.60 (3.5-12.0)
	7	7	7	9	24	1.23	1.23	1.23	1.58	4.23	9.50 (3.0-11.0)	1.37	1.37	1.37	1.77	4.72	10.60 (3.5-12.0)
	7	7	7	12	12	1.48	1.48	1.48	1.48	2.53	9.50 (3.0-11.0)	1.64	1.64	1.64	2.84	2.84	10.60 (3.5-12.0)
	7	7	7	12	14	1.41	1.41	1.41	2.43	2.84	9.50 (3.0-11.0)	1.58	1.58	1.58	2.70	3.16	10.60 (3.5-12.0)
	7	7	7	12	18	1.30	1.30	1.30	2.24	3.36	9.50 (3.0-11.0)	1.45	1.45	1.45	2.49	3.76	10.60 (3.5-12.0)
	7	7	7	14	14	1.36	1.36	1.36	2.71	2.71	9.50 (3.0-11.0)	1.52	1.52	1.52	3.02	3.02	10.60 (3.5-12.0)
	7	7	7	14	18	1.25	1.25	1.25	2.51	3.24	9.50 (3.0-11.0)	1.40	1.40	1.40	2.80	3.60	10.60 (3.5-12.0)
	7	7	9	9	9	1.63	1.63	2.08	2.08	2.08	9.50 (3.0-11.0)	1.82	1.82	2.32	2.32	2.32	10.60 (3.5-12.0)
	7	7	9	9	12	1.51	1.51	1.94	1.94	2.60	9.50 (3.0-11.0)	1.69	1.69	2.17	2.17	2.88	10.60 (3.5-12.0)
	7	7	9	9	14	1.45	1.45	1.86	1.86	2.88	9.50 (3.0-11.0)	1.61	1.61	2.07	2.07	3.24	10.60 (3.5-12.0)
	7	7	9	9	18	1.33	1.33	1.71	1.71	3.42	9.50 (3.0-11.0)	1.48	1.48	1.91	1.91	3.82	10.60 (3.5-12.0)
	7	7	9	9	22*	1.23	1.23	1.58	1.58	3.88	9.50 (3.0-11.0)	1.37	1.37	1.77	1.77	4.32	10.60 (3.5-12.0)
	7	7	9	12	12	1.41	1.41	1.82	2.43	2.43	9.50 (3.0-11.0)	1.58	1.58	2.02	2.71	2.71	10.60 (3.5-12.0)
	7	7	9	12	14	1.36	1.36	1.74	2.33	2.71	9.50 (3.0-11.0)	1.51	1.51	1.95	2.60	3.03	10.60 (3.5-12.0)
	7	7	9	12	18	1.25	1.25	1.61	2.15	3.24	9.50 (3.0-11.0)	1.40	1.40	1.80	2.40	3.60	10.60 (3.5-12.0)
	7	7	9	14	14	1.30	1.30	1.68	2.61	2.61	9.50 (3.0-11.0)	1.45	1.45	1.88	2.91	2.91	10.60 (3.5-12.0)
	7	7	12	12	12	1.33	1.33	2.28	2.28	2.28	9.50 (3.0-11.0)	1.49	1.49	2.54	2.54	2.54	10.60 (3.5-12.0)
	7	7	12	12	14	1.28	1.28	2.19	2.56	2.56	9.50 (3.0-11.0)	1.43	1.43	2.45	2.45	2.84	10.60 (3.5-12.0)
	7	7	12	14	14	1.23	1.23	2.12	2.46	2.46	9.50 (3.0-11.0)	1.37	1.37	2.36	2.75	2.75	10.60 (3.5-12.0)
	7	9	9	9	9	1.54	1.99	1.99	1.99	1.99	9.50 (3.0-11.0)	1.72	2.22	2.22	2.22	2.22	10.60 (3.5-12.0)
	7	9	9	9	12	1.44	1.86	1.86	1.86	2.48	9.50 (3.0-11.0)	1.61	2.07	2.07	2.07	2.78	10.60 (3.5-12.0)
	7	9	9	9	14	1.39	1.78	1.78	1.78	2.77	9.50 (3.0-11.0)	1.54	1.99	1.99	1.99	3.09	10.60 (3.5-12.0)
	7	9	9	9	18	1.28	1.64	1.64	1.64	3.30	9.50 (3.0-11.0)	1.43	1.83	1.83	1.83	3.68	10.60 (3.5-12.0)
	7	9	9	12	12	1.36	1.74	1.74	2.33	2.33	9.50 (3.0-11.0)	1.50	1.95	1.95	2.60	2.60	10.60 (3.5-12.0)
	7	9	9	12	14	1.29	1.68	1.68	2.24	2.61	9.50 (3.0-11.0)	1.45	1.87	1.87	2.49	2.92	10.60 (3.5-12.0)
	7	9	9	14	14	1.26	1.61	1.61	2.51	2.51	9.50 (3.0-11.0)	1.40	1.80	1.80	2.80	2.80	10.60 (3.5-12.0)
	7	9	12	12	12	1.28	1.65	2.19	2.19	2.19	9.50 (3.0-11.0)	1.42	1.83	2.45	2.45	2.45	10.60 (3.5-12.0)
	7	9	12	12	14	1.23	1.58	2.11	2.11	2.47	9.50 (3.0-11.0)	1.36	1.77	2.36	2.36	2.75	10.60 (3.5-12.0)
	9	9	9	9	9	1.90	1.90	1.90	1.90	1.90	9.50 (3.0-11.0)	2.12	2.12	2.12	2.12	2.12	10.60 (3.5-12.0)
9	9	9	9	12	1.78	1.78	1.78	1.78	2.38	9.50 (3.0-11.0)	1.99	1.99	1.99	1.99	2.64	10.60 (3.5-12.0)	
9	9	9	9	14	1.71	1.71	1.71	1.71	2.66	9.50 (3.0-11.0)	1.91	1.91	1.91	1.91	2.96	10.60 (3.5-12.0)	
9	9	9	9	18	1.58	1.58	1.58	1.58	3.18	9.50 (3.0-11.0)	1.77	1.77	1.77	1.77	3.52	10.60 (3.5-12.0)	
9	9	9	12	12	1.68	1.68	1.68	2.23	2.23	9.50 (3.0-11.0)	1.88	1.88	2.48	2.48	2.48	10.60 (3.5-12.0)	
9	9	9	12	14	1.61	1.61	1.61	2.15	2.52	9.50 (3.0-11.0)	1.80	1.80	2.40	2.80	2.80	10.60 (3.5-12.0)	
9	9	12	12	12	1.57	1.57	2.12	2.12	2.12	9.50 (3.0-11.0)	1.76	1.76	2.36	2.36	2.36	10.60 (3.5-12.0)	

Notes: *7: 7000 Btu/h/9: 9000 Btu/h/12: 12000 Btu/h/14: 14000 Btu/h/18: 18000 Btu/h/22: 22000 Btu/h/24: 24000 Btu/h models

- The above specifications apply when connected with a wall-mounted [KG/KM] unit.
- 2 or more indoor units should be connected.
- Cooling capacity is determined based on 27°CDB/19°CWB (indoor temperature) and 35°CDB (outdoor temperature).
- Pipe Length: 5 m, Height difference: 0 m (Outdoor unit to Indoor unit)
- Total capacity of indoor units connected must be between 7.5 kW and 15.5 kW.
- Please refer to the Design & Technical manual for the combination tables with 5kW model.
- *1: For Model 22, only wall-mounted indoor units are connectable.

Simultaneous Multi-split Connectable Indoor Units



Type	4HP		5HP		6HP	
Model name	AOEG36KBTB	AOEG36KRTA	AOEG45KBTB	AOEG45KRTA	AOEG54KBTB	AOEG54KRTA
Simultaneous Multi-split Type Outdoor Unit						
Capacity (kW)	Cooling	9.5	12.1	13.4	13.4	13.4
	Heating	10.8	13.5	15.5	15.5	15.5

Indoor Unit	BTU	kW Class	Twin			Triple
 AUXG18/22/24KVLA	18,000	5.0	● × 2	–	–	● × 3
	22,000	6.5	–	● × 2	–	–
	24,000	7.0	–	–	● × 2	–
 ARXG18KLLAP	18,000	5.0	● × 2	–	–	● × 3
	 ARXG22KMLB ARXG24KMLA	22,000	6.5	–	● × 2	–
24,000		7.0	–	–	● × 2	–
Separation tube				UTP-SX236A (18/22/24)		UTP-SX354A (18)

Note : Please be aware that 2-wired group control is not possible with Simultaneous Multi-split.



Type		8HP			10HP			
Model name		AOYG72LRLA			AOYG90LRLA			
Simultaneous Multi-split Outdoor Unit								
Capacity (kW)		Cooling	19.0			22.0		
		Heating	22.4			27.0		
Indoor Unit	BTU	kW Class	Twin	Triple	Double Twin	Twin	Triple	
 AUYG18/24LV	18,000	5.0	–	–	● × 4	–	–	
	24,000	7.0	–	● × 3	–	–	–	
 AUYG30/36/45LR	30,000	8.8	–	–	–	–	● × 3	
	36,000	10.6	● × 2	–	–	–	–	
	45,000	12.5	–	–	–	● × 2	–	
 ARYG18LLTB	18,000	5.0	–	–	● × 4	–	–	
	24,000	7.0	–	● × 3	–	–	–	
 ARYG/24/30 36/45LM	30,000	8.8	–	–	–	–	● × 3	
	36,000	10.6	● × 2	–	–	–	–	
	45,000	12.5	–	–	–	● × 2	–	
	30,000	8.8	–	–	–	–	● × 3	
 ABYG30/36/45LR	36,000	10.6	● × 2	–	–	–	–	
	45,000	12.5	–	–	–	● × 2	–	
	Separation tube		UTP-SX272A × 1	UTP-SX372A × 1	UTP-SX272A × 1, UTP-SX236A × 2	UTP-SX272A × 1	UTP-SX372A × 1	

Simultaneous Multi-split Type

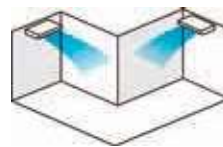
Twin / Triple



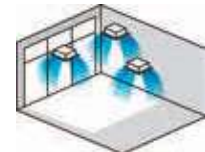
Meets a variety of installation needs from offices to commercial spaces, with up to 3 indoor units in the same room connected to an outdoor unit.

Select indoor units according to floor layout and heat load estimated by the number of people working in the room and the direction and intensity of sunlight entering the room. Perfect airflow distribution can be achieved for optimum comfort.

Installation according to floor layout




Installation according to lighting conditions



Design flexibility

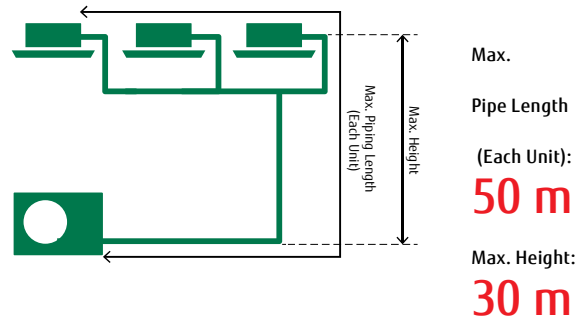
Slim & Compact Design

The outdoor unit in this series is 22.7% shorter* than a twin-fan outdoor unit. The reduced height makes it easy to install in tight spaces.



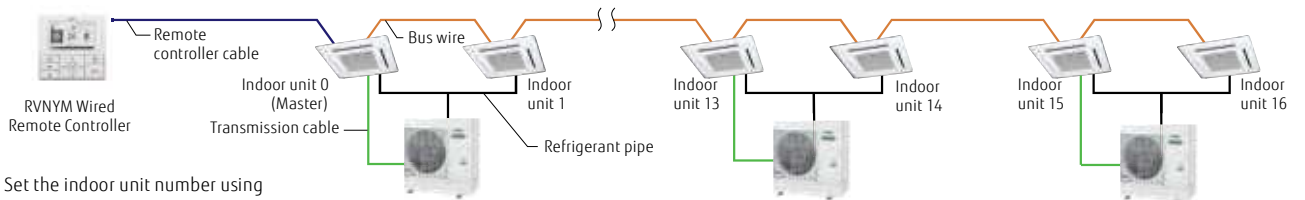
Flexible installation

Pipe length of up to 50 m and a height difference of up to 30 m can be accommodated. Multi-split systems can be installed in large residences and multi-story buildings.



Simultaneous control

Up to 16 indoor units can be controlled simultaneously with a wired remote controller.



Set the indoor unit number using DIP switch on indoor unit circuit board.

*The following functions are not provided by a wireless remote controller: Timer operation, Sleep Timer operation, 10°C Heat operation

**Model: A0EG36KBTB / A0EG45KBTB / A0EG54KBTB
A0EG36KRTA [3-phase] / A0EG45KRTA [3-phase] / A0EG54KRTA [3-phase]**



36

45/54

Specifications (Indoor units/Outdoor units)

Indoor Units Model name				Compact Cassette		
				AUXG18KVLA	AUXG22KVLA	AUXG24KVLA
Power Source				Single phase, ~230 V, 50 Hz		
Airflow Rate	Cooling	H/M/L/Q	m ³ /h	680/580/490/410	830/740/600/450	930/830/600/450
	Heating	H/M/L/Q		800/680/580/450	860/760/700/530	930/850/700/530
Net Dimensions H × W × D				mm		
Weight				kg		
Cassette Grille				UTG-UFYF-W		
Unit List Price (including grille)				£		
				821*		
				884*		
				951*		

Indoor Units Model name				Duct		
				ARXG18KLLAP	ARXG22KMLB	ARXG24KMLA
Power Source				Single phase, ~230 V, 50 Hz		
Airflow Rate	Cooling	H/M/L/Q	m ³ /h	940/880/820/750	1,100/910/750/580	1,100/910/750/580
	Heating	H/M/L/Q		940/880/820/750	1,100/910/750/580	1,100/910/750/580
Net Dimensions H × W × D				mm		
Weight				kg		
Cassette Grille				UTG-UFYF-W		
Unit List Price (inc filter & spigots where applicable)				£		
				830*		
				1,008*		
				1,078*		

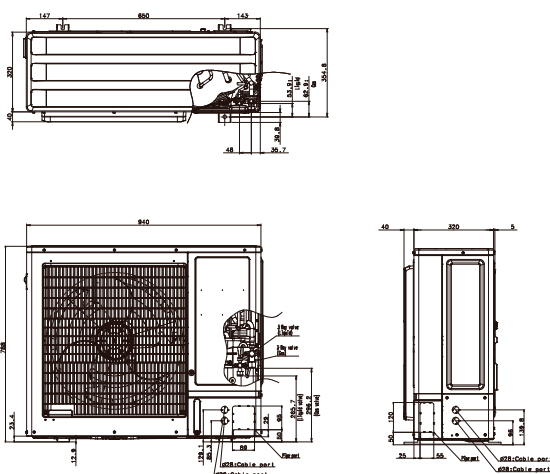
Outdoor Units Model name			A0EG36KBTB	A0EG45KBTB	A0EG54KBTB	A0EG36KRTA	A0EG45KRTA	A0EG54KRTA
Capacity	Cooling	kW	9.5	12.1	13.4	9.5	12.1	13.4
	Heating		10.8	13.5	15.5	10.8	13.5	15.5
Power Source			Single phase, ~230 V, 50 Hz			3-phase, ~400 V, 50 Hz		
SEER	Cooling	W/W	6.10	-	-	6.10	-	-
SCOP	Heating		4.00	-	-	4.00	-	-
Annual Energy Consumption	Cooling	kWh/a	545	-	-	545	-	-
	Heating		3,044	-	-	3,044	-	-
Energy Efficiency Class	Cooling		A++	-	-	A++	-	-
	Heating		A+	-	-	A+	-	-
Sound Pressure Level (High)	Cooling	dB(A)	55	57	57	55	57	57
	Heating		55	57	59	55	57	59
Sound Power Level (High)	Cooling		70	71	73	70	71	73
	Heating		70	71	73	70	71	73
Airflow Rate	Cooling/Heating	m ³ /h	3,750/3,750	4,450/4,450	4,450/4,450	3,750/3,750	4,450/4,450	4,450/4,450
Net Dimensions H × W × D			mm			mm		
Weight			kg			kg		
Connection Pipe Diameter (Liquid/Gas)			mm			mm		
Max. Pipe Length (Pre-Charge)			m			m		
Max. Height Difference			m			m		
Operating Range	Cooling	°CDB	-15 to 46	-15 to 46	-15 to 46	-15 to 46	-15 to 46	-15 to 46
	Heating		-15 to 24	-15 to 24	-15 to 24	-15 to 24	-15 to 24	-15 to 24
Refrigerant	Type (Global Warming Potential)	kg (CO2eq-T)	R32 (675)	R32 (675)	R32 (675)	R32 (675)	R32 (675)	R32 (675)
	Charge		1.90 (1.283)	2.70 (1.823)	2.70 (1.823)	1.90 (1.283)	2.70 (1.823)	2.70 (1.823)
Separation tube			UTP-SX236A (Twin)			UTP-SX236A (Twin)		
			UTP-SX236A (Twin)			UTP-SX236A (Twin)		
			UTP-SX354A (Triple)			UTP-SX354A (Triple)		
Unit List Price (including listed separation tubes)			£			£		
			2,138			2,250		
			2,350			2,253		
			2,384			2,159		
						2,367		
						2,401		

*UTY-RVNYM controller must be ordered separately

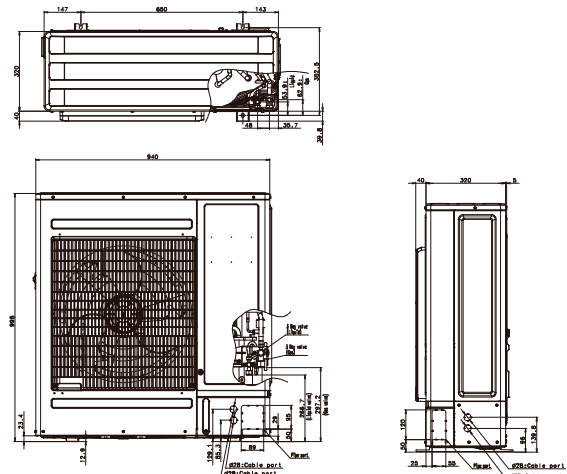
- Connected indoor units must be the same type and capacity.
- The above specifications apply when used with a cassette type indoor unit.

Dimensions (Unit: mm)

A0EG36KBTB / A0EG36KRTA



**A0EG45KBTB / A0EG54KBTB
A0EG45KRTA / A0EG54KRTA**



Simultaneous Multi-split Type

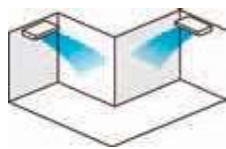
Twin / Triple / Double Twin



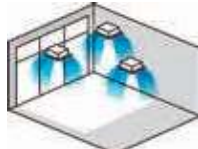
Meets a variety of installation needs from an open-plan office to a retail store, with up to 4 indoor units connected to an outdoor unit.

Select indoor units according to floor layout and heat load estimated by the number of people working in the room and the direction and intensity of sunlight entering the room. Perfect airflow distribution can be achieved for optimum comfort.

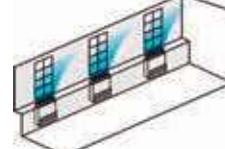
Installation according to floor layout



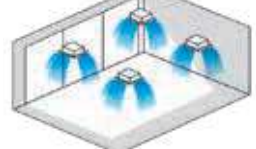
Installation according to lighting conditions



Installation according to layout and lighting conditions

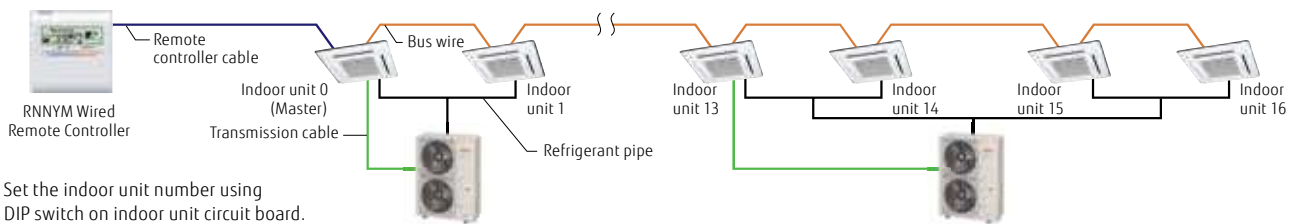


Installation according to large space



Simultaneous control

Up to 16 indoor units can be controlled simultaneously with a wired remote controller.



Set the indoor unit number using DIP switch on indoor unit circuit board.

*The following functions are not provided by a wireless remote controller: Timer operation, Sleep Timer operation, 10°C Heat operation

Indoor unit lineup

The indoor units, available in 18 models of 6 types, can be selected according to room size and conditions.



Compact Cassette



Cassette



Slim Duct



Duct



Ceiling

Model: AOYG72LRLA [3-phase] / AOYG90LRLA [3-phase]



Specifications (Indoor units/Outdoor units)

Indoor Units Model name				Compact Cassette, Cassette				
				AUYG18LVLB	AUYG24LVLA	AUYG30LRL	AUYG36LRL	AUYG45LRLA
Power Source				Single phase, ~230 V, 50 Hz				
Airflow Rate	Cooling	H/M/L/Q	m ³ /h	750/610/520/410	930/830/600/450	1,600/1,400/1,270/1,150	1,800/1,400/1,270/1,150	1,900/1,640/1,460/1,250
	Heating	H/M/L/Q		800/710/600/450	930/830/600/450	1,800/1,400/1,270/1,150	1,800/1,400/1,270/1,150	1,900/1,640/1,460/1,250
Net Dimensions H × W × D				mm				
Weight				kg				
Cassette Grille				UTG-UFYD-W				
Unit List Price (including grille)				£				
				1,115*	1,275*	1,250**	1,383**	1,456**

Indoor Units Model name				Duct				
				ARYG18LLTB	ARYG24LMLA	ARYG30LMLE	ARYG36LMLE	ARYG45LMLA
Power Source				Single phase, ~230 V, 50 Hz				
Airflow Rate	Cooling	H/M/L/Q	m ³ /h	940/880/820/750	1,100/910/750/580	1,900/1,620/1,270/980	1,900/1,620/1,270/980	2,100/1,750/1,350/1,070
	Heating	H/M/L/Q		940/880/820/750	1,100/910/750/580	2,100/1,620/1,270/980	2,100/1,620/1,270/980	2,100/1,750/1,350/1,070
Net Dimensions H × W × D				mm				
Weight				kg				
Unit List Price (inc filter & spigots where applicable)				£				
				1,129**	1,414**	1,707**	1,707**	1,833**

Indoor Units Model name				Ceiling		
				ABYG30LRTE	ABYG36LRTE	ABYG45LRTA
Power Source				Single phase, ~230 V, 50 Hz		
Airflow Rate	Cooling	H/M/L/Q	m ³ /h	1,660/1,500/1,200/1,000	1,900/1,500/1,200/1,000	2,100/1,700/1,400/1,100
	Heating	H/M/L/Q		1,660/1,500/1,200/1,000	1,900/1,500/1,200/1,000	2,100/1,700/1,400/1,100
Net Dimensions H × W × D				mm		
Weight				kg		
Unit List Price				£		
				1,532*	1,912*	2,075*

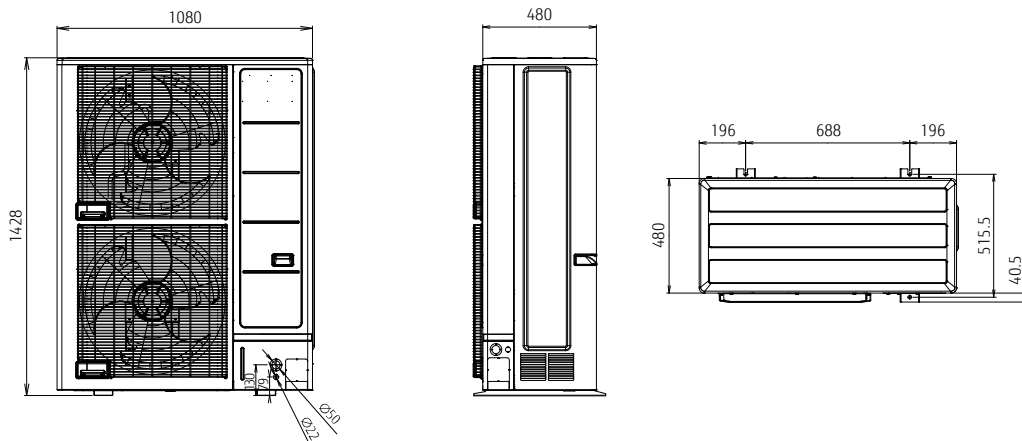
Outdoor Units Model name			AOYG72LRLA		AOYG90LRLA		
Capacity	Cooling	kW	19.0		22.0		
	Heating		22.4		27.0		
Power Source			3-phase, ~400 V, 50 Hz				
Sound Pressure Level (High)	Cooling/Heating	dB(A)	55/55		55/57		
Airflow Rate	Cooling/Heating	m ³ /h	8,400/8,400		8,400/9,000		
Net Dimensions H × W × D			mm		mm		
Weight			kg		kg		
Connection Pipe Diameter (Liquid/Gas)			mm		mm		
Max. Pipe Length (Pre-Charge)			m		m		
Max. Height Difference			m		m		
Operating Range	Cooling	°CDB	-15 to 46		-15 to 46		
	Heating		-20 to 24		-20 to 24		
Refrigerant	Type (Global Warming Potential)	R410A (2,088)					
	Charge	kg (CO ₂ eq-T)	5.6 (11.693)		7.1 (14.825)		
Separation tube			UTP-SX272A × 1 (Twin)	UTP-SX372A × 1 (Triple)	UTP-SX272A × 1 (Twin) UTP-SX236A × 2 (Double Twin)	UTP-SX272A × 1 (Twin) UTP-SX372A × 1 (Triple)	
Unit List Price (including listed separation tubes)			£				
			4,368	4,432	4,556	4,546	4,610

*UTY-RVNYM controller must be ordered separately
 ** UTY-RNNYM controller supplied with indoor unit

• Connected indoor units must be the same type and capacity.
 • The above specifications apply when used with a cassette type indoor unit.

Dimensions

(Unit: mm)



Control System Overview

for Split & Multi-split

All indoor units* are equipped with a wireless or wired remote controller as standard. Additional options are available, such as individual remote controllers and central remote controllers. The easy-to-operate central remote controller makes it simple to control the operation mode, temperature, airflow volume, timer, and other functions of each indoor unit from a single location.


* Except for some products

Air Conditioning Individual control

NEW



Wired remote controller
A built-in thermo sensor monitors and controls room temperature accurately.

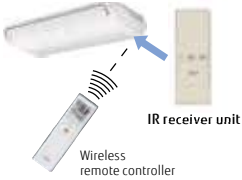


Wireless remote controller
Simple and versatile operations with a choice of 4 different types of timers



Simple remote controller
Compact remote controller with basic functionality

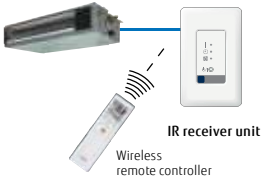
For Ceiling type



Wireless remote controller

IR receiver unit


For Duct type



Wireless remote controller

IR receiver unit

For Cassette type



Wireless remote controller

IR receiver unit

IR receiver unit
This IR receiver unit enables a wireless remote controller to control a duct-type indoor unit.



Air Conditioning Centralized control



Home central remote controller for 5-unit Multi-split type
Enables individual and central control.



Converters/Adapters

For external control via BMS/Home Automation Systems

MODBUS® converter
for indoor units
UTY-VMSX



MODBUS® interface
for indoor units



KNX® converter
for indoor units
UTY-VKSX



KNX® interface
for indoor units



WLAN adapter



Network converter

DC power supply type
UTY-VTGX



AC power supply type
UTY-VTGXV



Online Control (Wireless Control via Smartphone/Tablet)

With the WLAN adapter and the AIRSTAGE Mobile app, you can control the heating and cooling of your home anytime, anywhere.

WLAN adapter

The dedicated WLAN adapter enables the air conditioner to be operated by smartphone or tablet computer.



WLAN adapter
USB



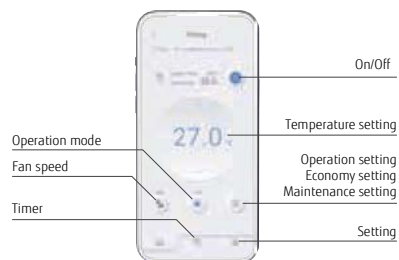
AIRSTAGE
Mobile

Download Free












Simple, user-friendly interface design

The designed screen display makes it easier than ever to operate.



Controller system list (available) for Split/Multi-split

Controller Options/Accessories:

Type	Refrigerant	Indoor unit									
		Wall-mounted						Cassette			
		Designer Range		Standard Range			ECO Range		Compact 4-way flow Range	Circular flow Range	
		ASEH07/09/12/14KGTG	ASEG 07/09/12/14, KETF, KETF-B	ASEH07/09/12/14KMCG	ASEG 18/24KMTE	ASEH 30/36KMTB	ASEH 07/09/12 KNCA	ASEH 07/09/12 KLTA	AUXG 09/12/14/18/22/24 KVLA	AUXG 18/22/24/30/36/45/54 KRLB	
Controllers		● UTY-RVRY+ UTY-TWRXZ2.								● UTY-RVRY	
		● UTY-RNRYZ5+ UTY-TWRXZ2								● UTY-RNRYZ5	
		● UTY-RCRYZ1+ UTY-TWRXZ2								● UTY-RCRYZ1	
										● UTY-RVNYM	
Simple remote controller	 Nonpolar 2-core type	● UTY-RSRY UTY-RHRY+ UTY-TWRXZ2								● UTY-RSRY UTY-RHRY	
Home central remote controller											
Wireless remote controller									● UTY-LNTY		
IR receiver unit with Wireless remote controller	 For Duct type										
	 For Duct type For Cassette type For Ceiling type									● UTY-LB1YC	







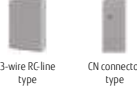





Indoor unit												Outdoor unit	
Duct						Floor	Ceiling	Multi-split				Single phase	
Slim	Medium static pressure (compact)	Medium static pressure (Standard)	High static pressure		BIG			Wall-mounted		Compact cassette	Mini duct	Slim duct	5-unit multi-split
ARXG 09/12/14/18 KLLAP	ARXG 12/14/18/22/24/30/36/45/54 KHTAP	ARXG22KMLB, ARXG 24/30/36/45 KMLA	ARXG 45/54KHTB			AGEG 09/12/14 KVCA	ABEG 18/22/24/30/36/45/54 KRTA	ASEH 05KNCA	ASEG 22KMTE	AUXG 07KVLA	ARXG 07/09/12/14/18 KSLAP	ARXG 07KLLAP	AOEG 36KBTAS
				ARYG 60LHTA	ARYG 72/90LHTA								
	● UTY-RVRY				● UTY-RVRY	● UTY-RVRY+ UTY-TWRXZ3	● UTY-RVRY		● UTY-RVRY+ UTY-TWRXZ2		● UTY-RVRY		
	● UTY-RNRYZ5				● UTY-RNRYZ5	● UTY-RNRYZ5+ UTY-TWRXZ3	● UTY-RNRYZ5		● UTY-RNRYZ5+ UTY-TWRXZ2		● UTY-RNRYZ5		
	● UTY-RCRYZ1				● UTY-RCRYZ1	● UTY-RCRYZ1+ UTY-TWRXZ3	● UTY-RCRYZ1		● UTY-RCRYZ1+ UTY-TWRXZ2		● UTY-RCRYZ1		
	● UTY-RVNYM				● UTY-RVNYM						● UTY-RVNYM		
	● UTY-RSRY UTY-RHRY				● UTY-RSRY UTY-RHRY	● UTY-RSRY UTY-RHRY+ UTY-TWRXZ3	● UTY-RSRY UTY-RHRY		● UTY-RSRY UTY-RHRY+ UTY-TWRXZ2		● UTY-RSRY UTY-RHRY		
													● UTY-DMMYM1*3 (KBTAS) UTY-DMMYM*3 (LBLA6)
									● UTY-LNTY				
					● UTY-LRHRYM								
	● UTY-LBTYM				● UTY-LBTYM		● UTY-LBTYH					● UTY-LBTYM	

*1: Available only when the WLAN adapter (UY-TFSXF2) is removed. *2 Available only when the WLAN adapter (UTY-TFSXZ1) is removed. *3 Consult your dealer for conditions of use.

Controller system list (available) for Split/Multi-split

Controller Options/Accessories:

Type	Refrigerant	Indoor unit											
		Wall-mounted						Cassette					
		Designer Range		Standard Range			ECO Range			Compact 4-way flow Range	Circular flow Range		
		ASEH07/09/12/14KGTG	ASEG 07/09/12/14, KETF, KETF-B	ASEH07/09/12/14KMCG	ASEG 18/24KMTE	ASEH 30/36KMTB	ASEH 07/09/12 KNCA	ASEH 07/09/12 KLTA	ASEG 18/24KLCA	AUXG 09/12/14/18/22/24 KVLA	AUXG 18/22/24/30/36/45/54 KRLB		
Interfaces	MODBUS® Converter		● UTY-VMSX						● UTY-VMSX				
	MODBUS® interface	 3-wire RC-line type CN connector type	● FG-AC-MBS1Z1						● FG-RC-MBS1Z1 FG-AC-MBS1Z1				
	KNX® converter		● UTY-VKSX						● UTY-VKSX				
	KNX® interface	 3-wire RCline type CN connector type	● FG-AC-KNX1Z1						● FG-RC-KNX1Z1 FG-AC-KNX1Z1				
	WLAN adapter	 CN connector type							● UTY-TFSXJ3				
		 USB type ¹⁾	● Accessory (KGTG, KETF, KETF-B, KMCG)			● UTY-TFSXH3		● Accessory		● UTY-TFSXH3			
		 3-wire RC-line type CN connector type	● FG-AC-WIF1Z1						● FG-RC-WIF1Z2 FG-AC-WIF1Z1				
		 IR type	● FG-IR-WIF1Z1						● FG-IR-WIF1Z1+ UTY-LBTYC				
	External switch controller		● UTY-TERX+UTY-TWRXZ2						● UTY-TERX				
	Network converter for single-split type	 DC power supply type AC power supply type	● UTY-VTGX+UTY-TWRXZ2 or UTY-VTGXV+UTY-TWRXZ2						● UTY-VTGX UTY-VTGXV				



Indoor unit												
Duct					BIG	Floor	Ceiling	Multi-split				
Slim	Medium static pressure (Compact)	Medium static pressure (Standard)	High static pressure					Wall-mounted	Compact cassette	Mini duct	Slim duct	
ARXG 09/12/14/18 KLLAP	ARXG 12/14/18/22/24/30/36/45/54 KHTAP	ARXG22KMLB, ARXG 24/30/36/45 KMLA	ARXG 45/54KHTB			AGEG 09/12/14 KVCA	ABEG 18/22/24/30/36/45/54 KRTA	ASEH 05KNCA	ASEG 22KMTE	AUXG 07KVLA	ARXG 07/09/12/14/18 KSLAP	ARXG 07KLLAP
				ARYG 60LHTA	ARYG 72/90LHTA							
● UTY-VMSX					● UTY-VMSX	● UTY-VMSX*2	● UTY-VMSX		● UTY-VMSX*1	● UTY-VMSX		
● FG-RC-MBS1Z1 ● FG-AC-MBS1Z1			● FG-AC-MBS1Z1	● FG-RC-MBS1Z1	● FG-RC-MBS1Z1 ● FG-AC-MBS1Z1	● FG-AC-MBS1Z1			● FG-AC-MBS1Z1	● FG-RC-MBS1Z1 ● FG-AC-MBS1Z1		
● UTY-VKSX					● UTY-VKSX	● UTY-VKSX*2	● UTY-VKSX		● UTY-VKSX*1	● UTY-VKSX		
● FG-RC-KNX1Z1 ● FG-AC-KNX1Z1			● FG-AC-KNX1Z1	● FG-RC-KNX1Z1	● FG-RC-KNX1Z1 ● FG-AC-KNX1Z1	● FG-AC-KNX1Z1			● FG-AC-KNX1Z1	● FG-RC-KNX1Z1 ● FG-AC-KNX1Z1		
● UTY-TFSXJ3						● UTY-TFSXJ3				● UTY-TFSXJ3		
								● Accessory	● UTY-TFSXH3			
● FG-RC-WIF1Z2 ● FG-AC-WIF1Z1			● FG-AC-WIF1Z1	● FG-RC-WIF1Z2	● FG-RC-WIF1Z2 ● FG-AC-WIF1Z1	● FG-AC-WIF1Z1			● FG-AC-WIF1Z1	● FG-RC-WIF1Z2 ● FG-AC-WIF1Z1		
● FG-IR-WIF1Z1+ ● UTY-LBTYM			● FG-IR-WIF1Z1+ ● UTY-LRHYM		● FG-IR-WIF1Z1	● FG-IR-WIF1Z1+ ● UTY-LBTYH	● FG-IR-WIF1Z1		● FG-IR-WIF1Z1+ ● UTY-LBTYM			
● UTY-TERX					● UTY-TERX	● UTY-TERX+ ● UTY-TWRXZ3	● UTY-TERX		● UTY-TERX+ ● UTY-TWRXZ2	● UTY-TERX		
● UTY-VTGX ● UTY-VTGXV						● UTY-VTGX+ ● UTY-TWRXZ3 ● UTY-VTGXV+ ● UTY-TWRXZ3	● UTY-VTGX ● UTY-VTGXV		● UTY-VTGX+ ● UTY-TWRXZ2 or ● UTY-VTGXV+ ● UTY-TWRXZ2	● UTY-VTGX ● UTY-VTGXV		

*1: Available only when the WLAN adapter (UY-TFSXF2) is removed. *2 Available only when the WLAN adapter (UTY-TFSXZ1) is removed.
*3: For compatibility of the new WLAN adapters with the indoor units which are not listed in this catalogue, please refer to page C-021.

Optional parts Overview

For Split & Multi-split

A variety of optional parts are available to enable installation of the selected indoor unit properly according to the environment.

Optional Parts For Cassette



Human sensor kit
A built-in thermo sensor monitors and controls room temperature accurately.



Cassette grille
A lineup of cassette grilles that match a variety of interiors. A grid ceiling-type cassette grille has been added to the lineup.



Silver ion filter
The Silver ion filter helps to keep indoor air free from viruses, bacteria and molds.*

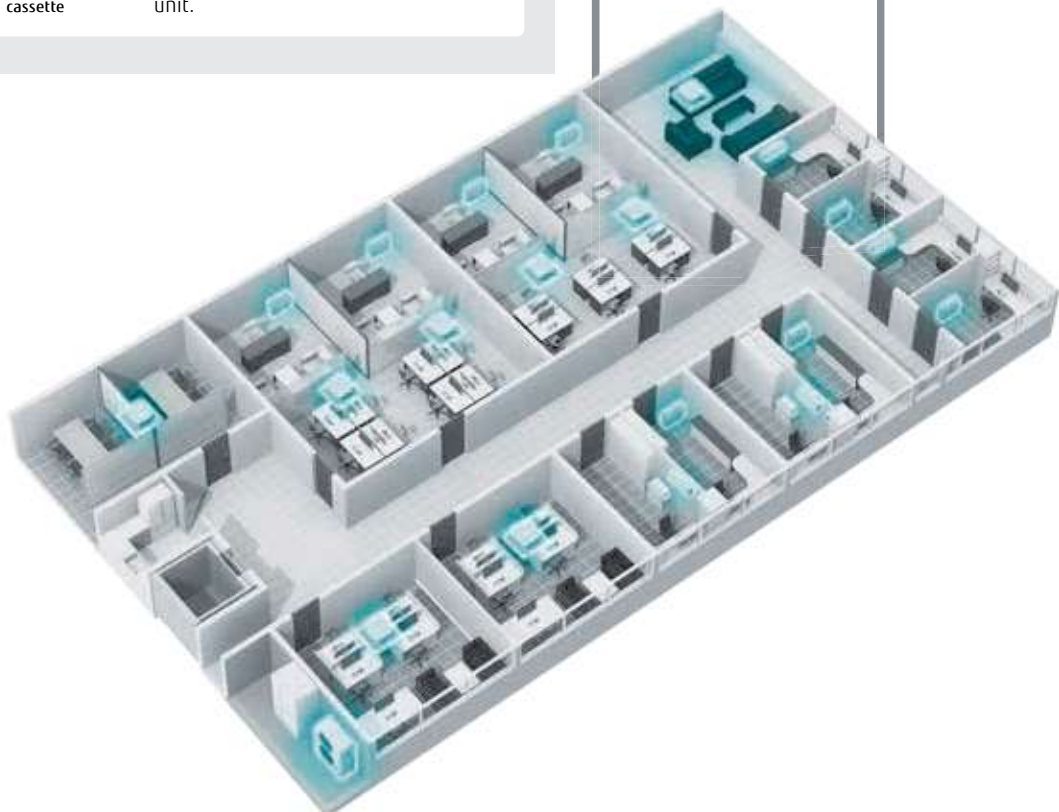


Fresh air intake kit
Fresh air can be taken in by a fan connected to an external control unit.

Optional Parts For Floor



Silver ion filter
The Silver ion filter helps to keep indoor air free from viruses, bacteria and molds.*





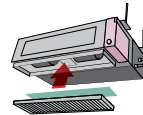
Optional Parts For Duct & Ceiling



Auto louver grille kit
The optional clean-looking flat Auto louver grille blends into any interior and provides a comfortable airflow.



Remote sensor unit
The remote sensor provides additional convenience.



Silver ion filter
The Silver ion filter helps to keep indoor air free from viruses, bacteria and molds.*



Long-life filter
Captures grit and dust. Long-life design with consideration of running costs.



Flange
Flanges are used when connecting a medium static pressure duct type and a ceiling type with air intake and exhaust ducts.



Drain pump unit
Drains water that has accumulated during operation.

Connection Parts



For wall-mounted type

Communication kit
Required for a wall-mounted type when the External connect kit set or a Wired remote controller is connected to the indoor unit.



For wall-mounted type

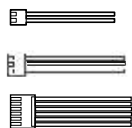
External input and output PCB
For Wall-mounted, Duct, or Cassette type, these parts are required when the external input and output function is used.



For Duct type and Cassette type



External input and output PCB box & bracket
Box and bracket for installing the External input and output PCB.



External connect kit & set
Connect the printed circuit board (PCB) to external devices.















Connection Units
Connection units are available to separate the pipes when connecting multiple indoor units in a Multi-split type or VRF system.



External power supply unit
The External power supply unit protects the increment in the system even if the power supply for some of the indoor units is shut down.

*Not a result of experiments in an actual use environment. Silver ion filter inhibits activity or growth of microorganism, but do not prevent infection.

Optional parts list for Split/Multi-split

Type	Refrigerant	Indoor unit								
		Wall-mounted								Cassette
		Designer Range		Standard Range			ECO Range			4-way flow Compact
	ASEH 07/09/12/14 KGTG	ASEG 07/09/12/14 KETF, KETF-B	ASEH 07/09/12/14 KMCG	ASEG 18/24 KMTE	ASEH 30/36 KMTB	ASEH 05/07/09/12 KNCA	ASEH 07/09/12 KLTA	ASEG 18/24 KLCA	AUXG 09/12/14/ 18/22/24 KVLA	
										
Human sensor kit										
Remote sensor unit	 The remote sensor provides additional convenience.									
Cassette grille	 UTG-UFYF-W UTG-UKYA-W UTG-UKYC-W UTG-UKYA-B									● UTG-UFYF-W
Auto louver grille kit										
Silver ion filter		● UTR-FA16-5			● UTR-FA13-3	● UTR-FA16-5			● UTD-HFAA	
Long-life filter										
Flange										
Drain pump unit										
Fresh air intake kit	 For Compact cassette For Circular flow cassette								● UTZ-VXAA	
L-type piping kit										



Indoor unit										
Cassette	Duct					Floor	Ceiling	Multi-split		
Circular flow	Slim	Medium static pressure (Compact)	Medium static pressure (Standard)	High static pressure	Big			4-way flow Compact cassette	Mini duct	Slim duct
AUXG 18/22/24/ 30/36/45/54 KRLB	ARXG 09/12/14/18 KLLAP	ARXG 12/14/18/22/ 24/30/36/45/54 KHTAP	ARXG 22/24/30/36/45 KML*	ARXG 45/54 KHTB		AGEG 09/12/14 KVCA	ABEG 18/22/24/30/ 36/45/54 KRTA	AUXG07KVLA	ARXG 07/09/12/14/18 KSLAP	ARXG07KLLAP
				ARYG60LHTA	ARYG 72/90 LHTA					
● UTY-SHZXC										
	● UTY-XSZXZ1								● UTY-XSZXZ1	
● UTG-UKYA-W, UTG-UKYC-W, UTG-UKYA-B								● UTG-UFYF-W		
	● UTD-GXTA-W (09/12/14) UTD-GXTB-W (18)								● UTD-GXTA-W (07/09/12/14), UTD-GXTB-W (18)	
● UTD-HFRA	● UTD-HFTA (09/12/14) UTD-HFTB (18)	● UTD-HFNC (12/14) UTD-HFNB (18/22/24/30) UTD-HFNA (36/45/54)	● UTD-HFND	● UTD-HFKB (45/54)	● UTD-HFKA	● UTR-FA03-5		● UTD-HFAA	● UTD-HFTA (07/09/12/14) UTD-HFTB (18)	● UTD-HFTA
		● UTD-LFNA (36/45/54) UTD-LFNB (18/22/24/30) UTD-LFNC (12/14)	● UTD-LF25NA	● UTD-LF60KA (45/54)	● UTD-LFKA					
			● UTD-SF045T UTD-RF204							
			● UTZ-PX1NBA		● UTZ-PX1NAB		● UTR-DPB24T			
● UTZ-VXRA								● UTZ-VXAA		
							● UTP-FX24A (18/22/24) UTP-FX35A (30/36/45/54)			





Function list for Split/Multi-split

External input and output function/External connect kit/communication kit

Type	Refrigerant	Indoor unit											
		Wall-mounted						Cassette		Duct			
		Designer Range		Standard Range		ECO Range		Compact 4-way flow Range	Circular flow Range	Slim	Medium static pressure (Compact)		
		ASEH07/09/12/14/KCCTG	ASEG 07/09/12/14 KEIF, KEIF-B	ASEH07/09/12/14/KKMG	ASEG 18/24/KMTE	ASEH 30/36/KMTB	ASEH 07/09/12 KNCA	ASEH 07/09/12 KLTA	ASEG 18/24/KLCA	AUXG 09/12/14/18/22/24 KVLA	AUXG 18/22/24/30/36/45/54KRLLB	ARXG 09/12/14/18KLLAP	ARXG 12/14/18/22/24/30/36/45/54KLTAP
Indo	Operation/Stop			● UTY-XCSXZ2+ UTY-XWZXZ5							● PCB Terminal ● UTY-XCSX+ UTZ-GXRA	● PCB Terminal	● PCB Terminal ● UTY-XCSX+ UTZ-GXNA
	Forced stop			● UTY-XCSXZ2+ UTY-XWZXZ5							● PCB Terminal		
	Forced Thermostat off			● UTY-XCSXZ2+ UTY-XWZXZ5							● UTY-XCSX+ UTZ-GXRA		● UTY-XCSX+ UTZ-GXNA
	Low noise mode operation												
	Outdoor unit operation peak control												
Indo	Operation status			○ UTY-XCSXZ2+ UTY-XWZXZ5							● UTY-XWZXZG ○ UTY-XCSX+ UTZ-GXRA	● UTY-XWZXZG	● UTY-XWZXZG ○ UTY-XCSX+ UTZ-GXNA
	Error status			○ UTY-XCSXZ2+ UTY-XWZXZ5							● UTY-XWZXZG ○ UTY-XCSX+ UTZ-GXRA		● UTY-XWZXZG ○ UTY-XCSX+ UTZ-GXNA
	Compressor status												
	Indoor unit fan operation status			○ UTY-XCSXZ2+ UTY-XWZXZ5							● UTY-XWZXZG ○ UTY-XCSX+ UTZ-GXRA	● UTY-XWZXZG	● UTY-XWZXZG ○ UTY-XCSX+ UTZ-GXNA
	Setpoint attainment status												
	Auxiliary heater output										● UTY-XWZXZG ○ UTY-XCSX+ UTZ-GXRA	● UTY-XWZXZG	● UTY-XWZXZG ○ UTY-XCSX+ UTZ-GXNA

*1: Included in Fresh air intake kit (UTZ-VXAA or UTZ-VXRA)

For SPLIT/MULTI-SPLIT/SIMULTANEOUS MULTI-SPLIT

<p>Communication kit</p>  <p>UTY-TWRXZ3 £89</p> <p>UTY-TWRXZ2 £91</p>	<p>External input and output PCB</p>  <p>UTY-XCSXZ2 £100 (wire length 80 mm) for Wall-mounted type</p> <p>UTY-XCSX £112 for Duct and Cassette types</p>	<p>External input and output PCB box</p>  <p>UTZ-GXRA £69 (for Cassette) UTZ-GXEA £67 (for Ceiling)</p>	<p>External input and output PCB bracket</p>  <p>UTZ-GXNA £36</p>
---	---	--	--

Light Commercial & Commercial, Residential VRF

VRF systems provide air conditioning solutions that meet the requirements of a diverse range of buildings.

VRF systems provide air conditioning solutions for large residences as well as large commercial buildings.

V-112 VRF Outdoor Units Lineup
V-114 Features

VRF Outdoor Units



VRF J Series Heat Pump for Small-capacity type

V-122 VRF J-VS
V-126 VRF J-IVS
V-130 VRF J-IV
V-134 VRF J-IVL



VRF V Series Heat Recovery Modular type

V-138 VRF VR-IV

Heat Pump Modular type

V-146 VRF V-IV

VRF INDOOR UNITS

V-156 VRF Indoor Unit Lineup for J-VS
V-164 VRF Indoor Unit Lineup for J-IVS, J-IV, J-IVL, VR-IV, V-IV

V-192 Control System Overview - VRF
V-194 Controller System List - VRF
V-198 Optional Parts Overview - VRF
V-200 Optional Parts List - VRF
V-202 Function List - VRF





VRF

VRF












































Light Commercial
& Commercial,
Residential



FUJITSU GENERAL (Euro) GmbH participates in the ECP program for VRF. Check ongoing validity of certificate: www.eurovent-certification.com

FUJITSU GENERAL LIMITED

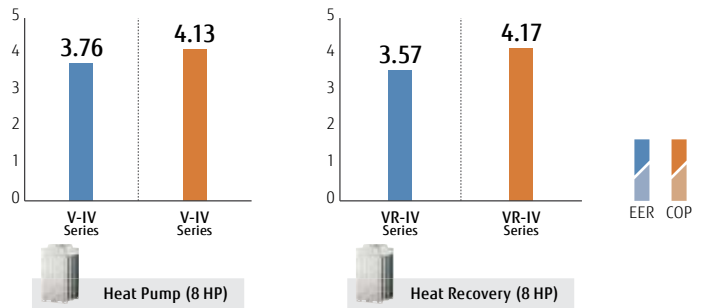
VRF Outdoor Units Lineup

Capacity (kW)		Refrigerant	12.1	14.0	15.1-15.5	22.4	28.0	33.5	40.0	45.0	50.0-50.4	55.9	61.5
HP			4	5	6	8	10	12	14	16	18	20	22
NEW	J-VS Series												
			AJY040 KCTAH	AJY045 KCTAH	AJY054 KCTAH								
	J-IVS Series												
	J-IVS Series	AJY040 LCLDH	AJY045 LCLDH	AJY054 LCLDH									
	J-IV Series												
	J-IV Series	AJY040 LBLDH, AJY040 LELEDH	AJY045 LBLDH, AJY045 LELEDH	AJY054 LBLDH, AJY054 LELEDH									
	J-IVL Series												
	J-IVL Series	AJY072 LELEDH				AJY090 LELEDH	AJY108 LELEDH	AJY126 LELEDH	AJY144 LELEDH	AJY162 LELEDH			
VR-IV Series Heat Recovery	Space Saving												
	Set Model					AJY072 GALDH	AJY090 GALDH	AJY108 GALDH	AJY126 GALDH	AJY144 GALDH	AJY162 GALDH	AJY180 GALDH	AJY198 GALDH
VR-IV Series Heat Recovery	Energy Efficiency												
	Set Model									AJY144 GALDHH			AJY198 GALDHH
V-IV Series Heat Pump	Space Saving												
	Set Model					AJY072 LALDH	AJY090 LALDH	AJY108 LALDH	AJY126 LALDH	AJY144 LALDH	AJY162 LALDH	AJY180 LALDH	AJY198 LALDH
	Energy Efficiency												
	Set Model									AJY144 LALDHH		AJY180 LALDHH	

Features

High-efficiency





High-efficiency is achieved significantly by the use of a DC twin-rotary compressor, inverter technology, and a large heat exchanger.



* These specifications are determined by ducted combination.

ALL DC High-efficiency design with top-class SEER/SCOP

All the VRF Series, including the J-IVL Series, have DC technology to achieve high-efficiency operation. This enhances the durability and reliability of the VRF Series.

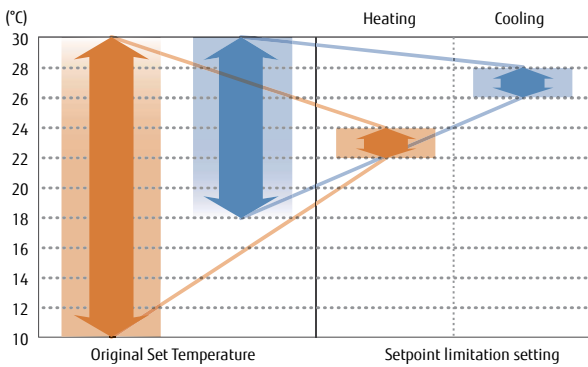


Efficient control of operation



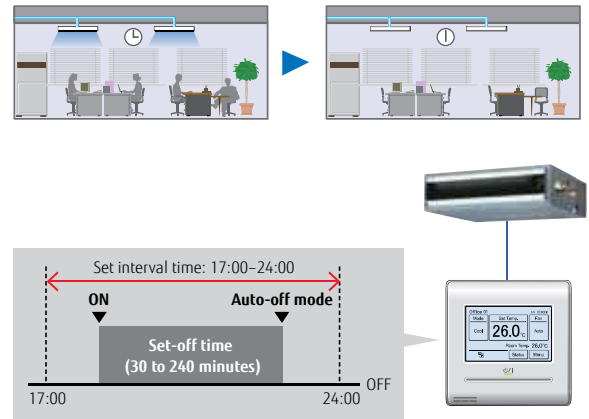
Setting temperature range limitation

Sets the minimum and maximum limits on room temperature to establish an optimum balance between energy-saving performance and a comfortable environment.



Auto-off timer

The wired remote controller is equipped with an auto-off timer function that automatically stops operation after a fixed period of time has elapsed from the start of operation to avoid wasting energy. The function also allows you to set the interval for stopping operations.

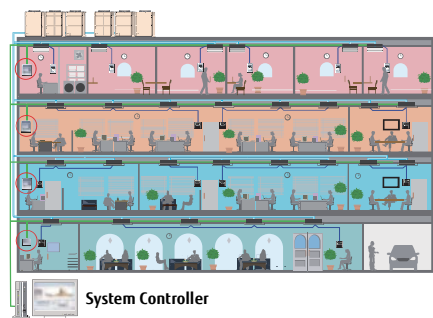


Energy-saving management

A variety of energy-saving operations can be set and managed depending on the season, climate, and time period. Excellent energy-saving operation using the system controller.

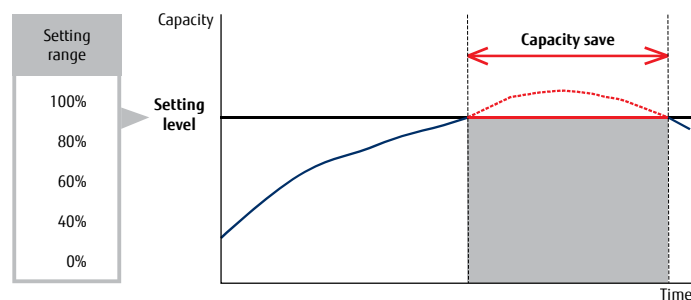


Screen image shows Energy Manager software (option)



Capacity-saving mode

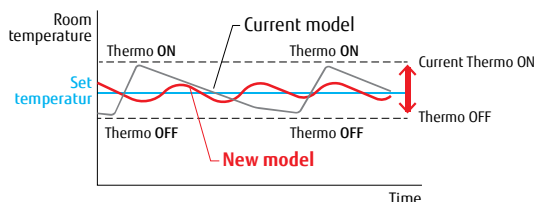
Operation capacity can be reduced in 5 steps from the rated capacity. This mode cuts down on peak power consumption and eases the maximum load on the unit.





Intelligent refrigerant control

Fujitsu General is proposing outdoor units equipped with refrigerant control function. The refrigerant control operates with subtle control corresponding to the heat load of the room and offers a more comfortable environment. The refrigerant control can also provide increased energy savings.




Current refrigerant control

Thermostat-ON/OFF occurs frequently.
 → Frequent changes in room temperature interfere with comfort. The compressor starts and stops repeatedly, wasting energy.

New refrigerant control


The thermostat is turned on and off less frequently than under current control to maintain the room temperature at the target temperature. Compared to current control, the compressor will run longer, thus saving energy.



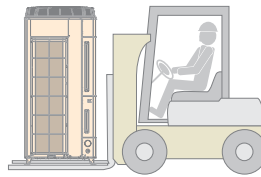
* The improvements due to the control and the actual sine wave vary depending on the combination of the indoor unit and system operating conditions.

Easy Installation

Easily transported



A lifting strap can be hooked onto an outdoor unit
Design of outdoor unit allows for lifting straps to be used



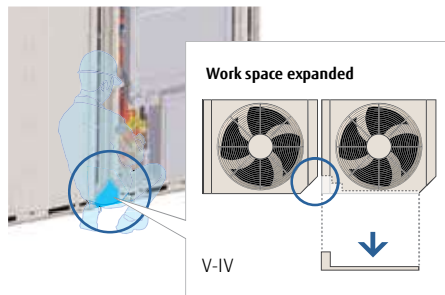
Transportable by forklift
The outdoor unit can be lifted and transported by forklift.



Fits into a small elevator.

Easy access


The removable L-shaped front panel provides more room for installation and service work. Multiple installations can be performed easily and efficiently even in tight spaces.



Front access reduces installation intervals

Flexible pipe connection

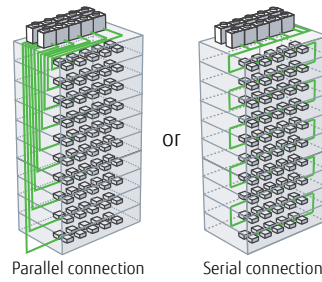
Piping and wiring can be accessed from the front, left, right, and bottom.





Simplified wiring work

The communication wiring can be installed seamlessly among indoor, outdoor, and RB units, which makes the installation of the wiring system easier.

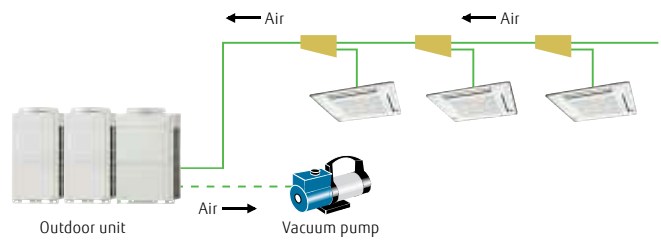


Maximum wiring length:
3,600 m

Note: The automatic address setting is not available on a serially connected multiple refrigerant system.

Vacuum mode function for easy evacuation


The vacuum mode function enables all expansion valves of an indoor unit to be opened fully, allowing for easier evacuation of air inside pipe lines and indoor units.



Automatic address setting

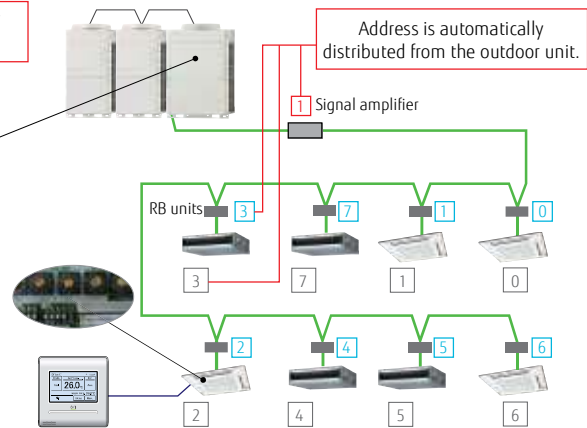
Addresses of connected indoor units, RB units, and Signal amplifier can all be set automatically from the PCB in the outdoor unit.

Address is set automatically by the outdoor unit.



Press the push button on the outdoor unit.

Addresses can be set manually from an indoor unit or a remote controller.



Easy commissioning with Tools

• Service Tool (UTY-ASGXZ1)

The Service Tool checks the refrigerant temperature and pressure, and the operating status of the electronic expansion valves, making it easy to determine if the units are connected properly.



NEW • Central Remote Controller (UTY-DCGYZ3)


After the VRF system has been installed. Conveniently, the "test run" required to verify proper system operation can be performed from a nearby Central RC.



Easy Service and Maintenance

Designed for easy maintenance

A 7-segment indicator lamp panel provides detailed information on the function setting status, refrigerant temperature and pressure, compressor operation time, and other factors, facilitating self-diagnosis for each unit.

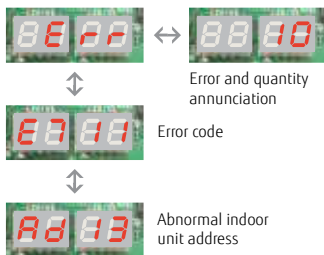


Easy-to-read 7-segment indicator lamp

Shows the following detailed operation and error status without need of any special tools.

Error status can be checked on an outdoor unit's display


- System operation mode
- Discharge temperature and pressure
- Compressor operation status
- Address, type, and number of outdoor unit



- Error status can easily be checked on an outdoor unit's display.

Movable PCB panel

Enables easier access behind the PCB for maintenance work.





The error status can be checked via a wired remote controller for indoor units.

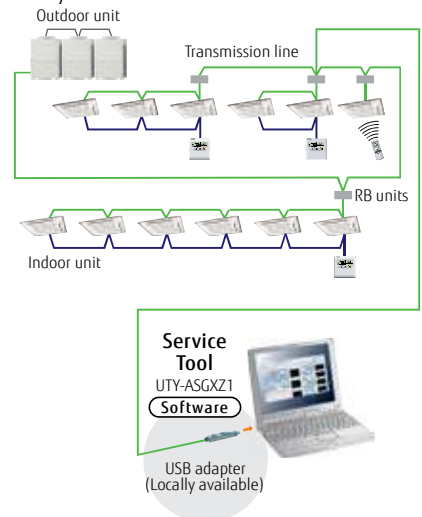
Error codes are displayed on an LCD screen.

Wired Remote controller	Simple Remote controller	Wired Remote Controller (Touch Panel)																																			
<p>System number</p> <p>001: Controller 002: Indoor unit</p> <p>Error code</p> <p>Unit number</p>	<p>Remote controller address</p> <p>Error code</p>	<p>Error status/Error history</p> <table border="1"> <thead> <tr> <th>No.</th> <th>Date</th> <th>Time</th> <th>Address</th> <th>Code</th> </tr> </thead> <tbody> <tr> <td>1</td> <td>2012/7/1</td> <td>11:05AM</td> <td>002-11</td> <td>L41</td> </tr> <tr> <td>2</td> <td>2012/7/20</td> <td>2:53PM</td> <td>002-02</td> <td>L41</td> </tr> <tr> <td>3</td> <td>2012/7/20</td> <td>8:53AM</td> <td>002-02</td> <td>L41</td> </tr> <tr> <td>4</td> <td>2012/7/20</td> <td>11:05AM</td> <td>002-11</td> <td>L41</td> </tr> <tr> <td>5</td> <td>2012/7/20</td> <td>11:05AM</td> <td>002-11</td> <td>L41</td> </tr> <tr> <td>6</td> <td>2012/7/21</td> <td>11:05AM</td> <td>002-11</td> <td>L41</td> </tr> </tbody> </table> <p>Back Next Page Erase All</p>	No.	Date	Time	Address	Code	1	2012/7/1	11:05AM	002-11	L41	2	2012/7/20	2:53PM	002-02	L41	3	2012/7/20	8:53AM	002-02	L41	4	2012/7/20	11:05AM	002-11	L41	5	2012/7/20	11:05AM	002-11	L41	6	2012/7/21	11:05AM	002-11	L41
No.	Date	Time	Address	Code																																	
1	2012/7/1	11:05AM	002-11	L41																																	
2	2012/7/20	2:53PM	002-02	L41																																	
3	2012/7/20	8:53AM	002-02	L41																																	
4	2012/7/20	11:05AM	002-11	L41																																	
5	2012/7/20	11:05AM	002-11	L41																																	
6	2012/7/21	11:05AM	002-11	L41																																	

Error diagnosis by Service tool

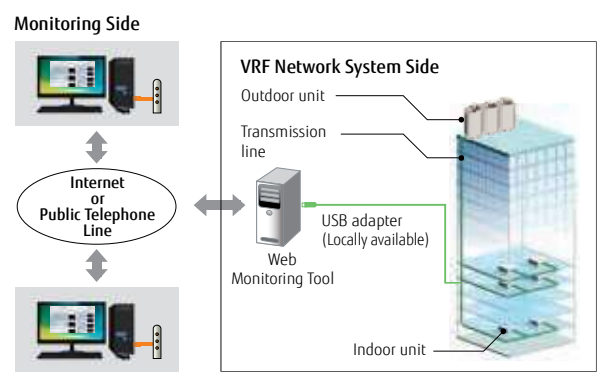
Connection to Service tool

- A detailed operation status and recent error history can be checked and analyzed using Service tool.
- The last 5 minutes of operation status can be recorded continuously.



Remote monitoring

The Web Monitoring system enables the monitoring of the system's operation status at any time via the internet to ensure trouble-free operation. The operating VRF network system in the building can be monitored real time over the internet.





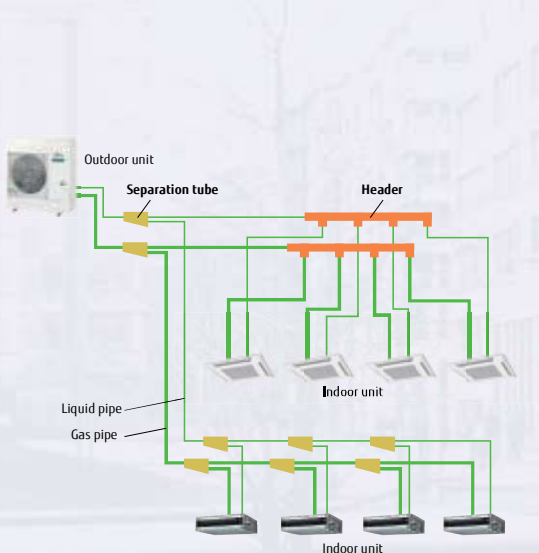
Heat Pump

for Small-capacity type

VRF J-VS

System configuration example

- Suitable for air conditioning small and medium-size buildings. One refrigerant system is used for each outdoor unit.
- Multiple indoor units are connected with separation tubes and headers.





This product uses R32, a new environmentally friendly refrigerant. With TOP-class energy efficiency and compact design, it can be installed in a limited and narrow space without being conspicuous.

for SHOP

for LARGE APARTMENT

for OFFICE



"5S" leading to the optimal solution



Outdoor unit

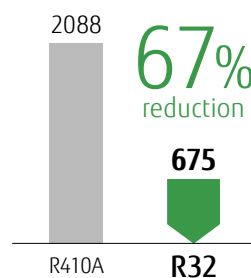


R32 refrigerant with reduced global warming potential

- **Zero** Ozone Depletion Potential (ODP^{*1})
- High environmental properties
- High performance
- Economically efficient

GWP^{*2}

(Reference: IPCC 4th Report)



^{*1} ODP (Ozone Depleting Potential): a relative value that indicates the impact per unit weight of ozone-depleting substances released into the atmosphere when CFC-11 (trichlorofluoromethane, CCl₃F) is fixed at 1.0

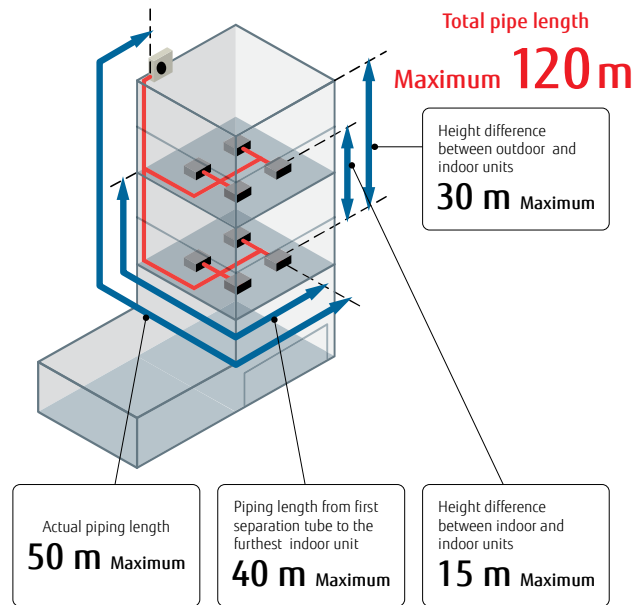

^{*2} GWP (Global Warming Potential): a measurement that indicates how much other greenhouse gases are capable of warming the Earth based on carbon dioxide. This is the integrated value of radiant energy given to the Earth (i.e., the estimated impact on global warming) expressed as a ratio to CO₂.

Situational Piping Design

Long pipe length

Our advanced refrigerant control technology extends the maximum allowable length of refrigerant piping to 120 m. This provides high flexibility in system design.

Long piping lengths are achieved by installing a large-capacity accumulator. No liquid refrigerant is supplied to the compressor even when the required amount of refrigerant is charged in the long piping.



Up to 13 indoor units* can be connected

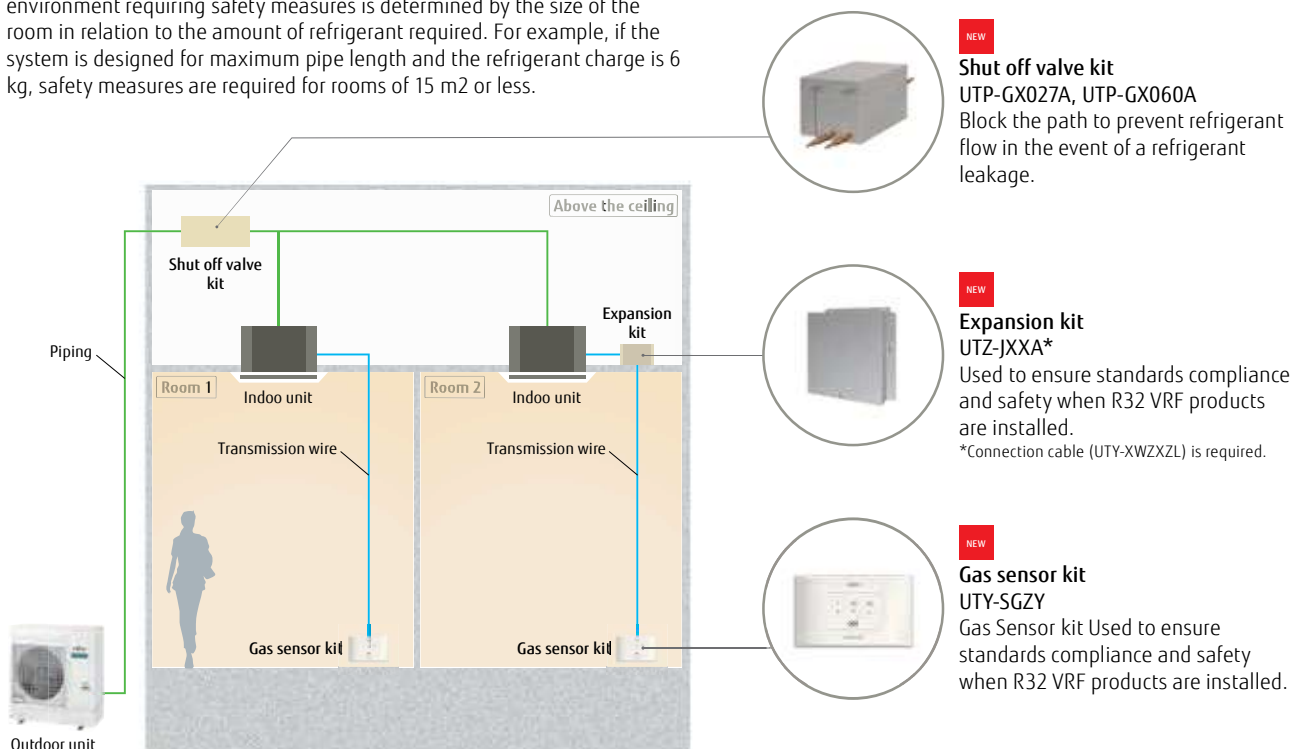
The combination of smaller but sufficiently powerful indoor units and a new outdoor unit with an optimized heat exchanging structure makes it possible to connect up to 13 indoor units, which is the best in its class.

*: 6 HP model

Rating Capacity range (HP)	4	5	6
Max. Connectable indoor unit	1-11	1-12	1-13

Enhanced disaster safety measures

The system is designed to meet the environmental safety requirements specified in the IEC 603352-40 standard for the use of R32 refrigerant. The environment requiring safety measures is determined by the size of the room in relation to the amount of refrigerant required. For example, if the system is designed for maximum pipe length and the refrigerant charge is 6 kg, safety measures are required for rooms of 15 m² or less.





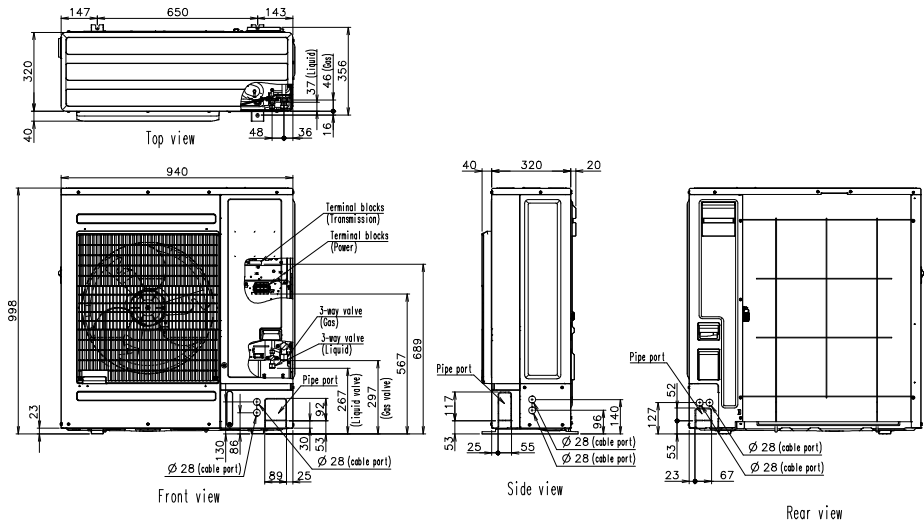
Specifications

Rated capacity range		HP	4	5	6
Model name			AJY040KCTAH	AJY045KCTAH	AJY054KCTAH
Maximum connectable indoor units			1-11	1-12	1-13
Power source			Single phase, ~230 V, 50 Hz		
Capacity	Cooling	kW	12.1	14.0	15.1
	Nominal Heating		12.1	14.0	15.1
	Max. Heating		13.6	16.0	16.5
Input power	Cooling	kW	3.15	3.82	4.48
	Nominal Heating		2.55	2.91	3.20
	Max. Heating		3.09	3.62	3.90
EER	Cooling	W/W	3.84	3.66	3.37
COP	Nominal Heating		4.74	4.80	4.71
	Max. Heating		4.40	4.41	4.22
SEER	Cooling		8.20	8.27	7.79
SCOP	Heating		5.37	4.93	4.82
ηc	Cooling	%	325.0	328.0	308.6
ηh	Heating		212.0	194.0	189.8
Airflow rate		m ³ /h	4,240	4,450	4,450
Sound pressure level/ Power level	Cooling	dB(A)	52 / 70	53 / 71	54 / 72
	Heating		54 / 71	55 / 72	56 / 73
Heat exchanger fin			Blue fin	Blue fin	Blue fin
Net Dimensions	Height	mm	998	998	998
	Width		940	940	940
	Depth		320	320	320
Weight		kg	74	74	74
Refrigerant	Type (Global Warming Potential)		R32 (675)	R32 (675)	R32 (675)
	Charge	kg (CO ₂ eq-T)	2.7 (1.823)	2.7 (1.823)	2.7 (1.823)
Connection pipe diameter	Liquid	Inch	3/8	3/8	3/8
	Gas		5/8	5/8	5/8
Total pipe length		m	120	120	120
Max. height difference			30	30	30
Operating Range	Cooling	°C	-5 to 46	-5 to 46	-5 to 46
	Heating		-20 to 21	-20 to 21	-20 to 21
Unit List Price		£	Future Release Price To Be Confirmed		

Note: Specifications are based on the following conditions.
 Cooling: Indoor temperature of 27°CDB/19°CWB, and outdoor temperature of 35°CDB/24°CWB.
 Heating: Indoor temperature of 20°CDB/(15°CWB), and outdoor temperature of 7°CDB/6°CWB.
 Pipe length: 7.5 m; Height difference between outdoor unit and indoor unit: 0 m.
 The protective function may work when using it outside the operation range.

Dimensions

(Unit: mm)





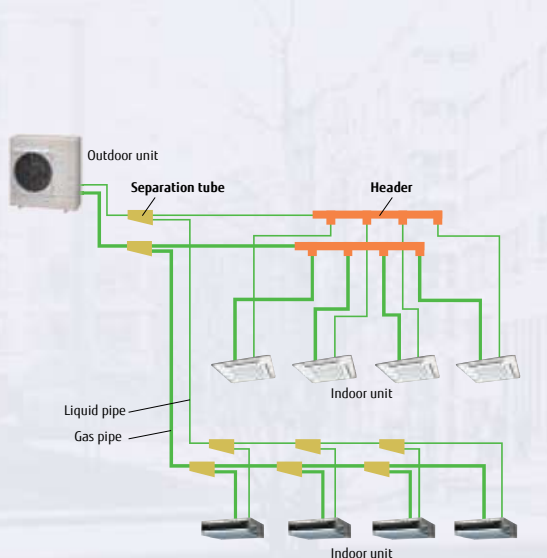
Heat Pump

for Small-capacity type

VRF J-IVS


System configuration example

- Suitable for air conditioning small and medium-size buildings. One refrigerant system is used for each outdoor unit.
- Multiple indoor units are connected with separation tubes and headers.



New intelligent refrigerant control

Fujitsu General is proposing outdoor units equipped with refrigerant control function. The refrigerant control operates with suitable control corresponding to the heat load of the room and offers a more comfortable environment. The refrigerant control can also provide increased energy savings.



* The improvements due to the control and the actual sine wave vary depending on the combination of the indoor unit and system operating conditions.

External static pressure

External static pressure measures up to 25 Pa for 4/5/6 HP models.



Advanced high-efficiency technology

Large propeller fan
A large propeller fan with an optimized blade angle achieves both high performance and low noise operation.

DC fan motor
A small, multi-stage DC fan motor provides high-efficiency and low noise operation.

Large heat exchanger
The large 3-row heat exchanger substantially improves heat-exchanging performance.

High heat-transfer copper tube (Improved lead angle)

DC inverter control
The active filter module improves efficiency.

Compact and high-performance DC twin-rotary compressor
High-efficiency is achieved across compressor loads. Especially good performance is achieved in the low- to medium-load range.

Low noise rubber
High-efficiency compressor motor
Optimized refrigerant flow design
Highly accurate parts

Compressor efficiency vs. Compressor capacity graph showing efficiency remains high across the capacity range.

Easy to carry, easy to install



Small, lightweight outdoor unit

The outdoor units in this series are much more compact than conventional outdoor units of comparable capacity. They can be installed on a balcony, fitting below the height of the railing. With a height of less than 1 m, they can be installed in tight spaces such as under windows.

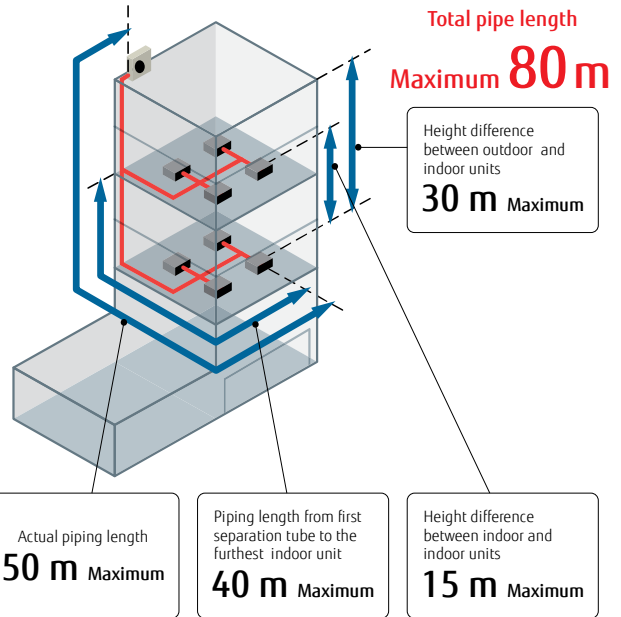


Low noise design

Significantly low noise levels are achieved by the use of a DC twin-rotary compressor, inverter technology, and an advanced airflow pattern design.

Long pipe length

Our advanced refrigerant control technology extends the maximum allowable length of refrigerant piping to 80 m. This provides high flexibility in system design.



Up to 13 indoor units* can be connected

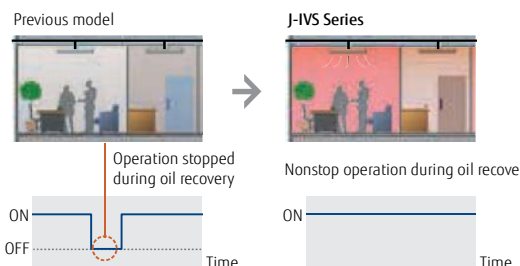
The combination of smaller but sufficiently powerful indoor units and a new outdoor unit with an optimized heat exchanging structure makes it possible to connect up to 13 indoor units, which is the best in its class.

*: 6 HP model

Model	Previous model (J-IIS)			New model (J-IVS)		
	4	5	6	4	5	6
Rating Capacity range (HP)	4	5	6	4	5	6
Max. Connectable indoor unit	1-7	1-8	1-8	1-11	1-12	1-13

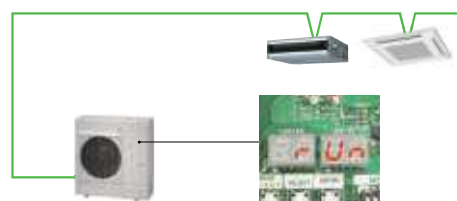
Non-stop oil recovery operation

A comfortable room condition is maintained during oil recovery mode because the product continues to operate without stopping the cooling or heating operation.



Easier installation

Connection check function: Wiring connections and address settings can be checked thanks to the quick check run function.



- Displays the number of each connected indoor unit.
- Displays the duplicate address number assigned to an indoor unit.



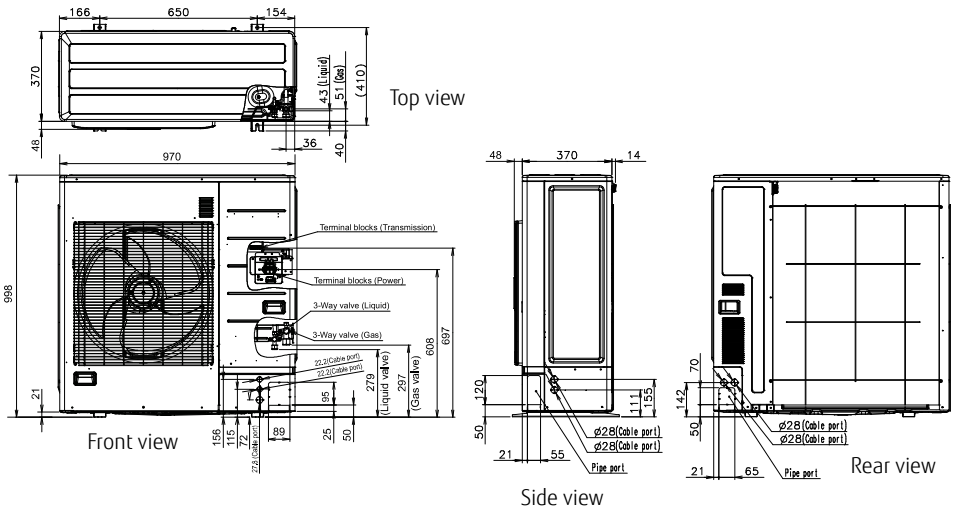
Specifications

Rated capacity range		HP	4	5	6	
Model name			AJY040LCDH	AJY045LCDH	AJY054LCDH	
Maximum connectable indoor units			1-11	1-12	1-13	
Power source			Single phase, ~230 V, 50 Hz			
Capacity	Cooling	kW	12.1	14.0	15.1	
	Nominal Heating		12.1	14.0	15.1	
	Max. Heating		13.6	16.0	16.5	
Input power	Cooling	kW	3.75	4.71	5.55	
	Nominal Heating		3.22	3.77	4.33	
	Max. Heating		3.99	5.04	5.32	
EER	Cooling	W/W	3.22	2.97	2.72	
COP	Nominal Heating		3.75	3.71	3.48	
	Max. Heating		3.40	3.17	3.10	
SEER	Cooling		5.83	5.58	5.47	
SCOP	Heating		3.82	3.96	3.99	
η_c	Cooling	%	230.2	220.2	215.8	
	Heating		149.8	155.4	156.6	
Airflow rate			m ³ /h	4,240	4,400	4,400
Sound pressure level/ Power level	Cooling	dB(A)	53 / 67	53 / 69	54 / 70	
	Heating		54 / 68	56 / 69	56 / 70	
Heat exchanger fin			Blue fin	Blue fin	Blue fin	
Net Dimensions	Height	mm	998	998	998	
	Width		970	970	970	
	Depth		370	370	370	
Weight		kg	88	88	88	
Refrigerant	Type (Global Warming Potential)		R410A (2,088)	R410A (2,088)	R410A (2,088)	
	Charge	kg (CO ₂ eq-T)	4.0 (8.4)	4.0 (8.4)	4.0 (8.4)	
Connection pipe diameter	Liquid	mm	9.52	9.52	9.52	
	Gas		15.88	15.88	15.88	
Total pipe length		m	80	80	80	
Max. height difference			30	30	30	
Operating Range	Cooling	°C	-5 to 46	-5 to 46	-5 to 46	
	Heating		-20 to 21	-20 to 21	-20 to 21	
Unit List Price		£	3,150	3,374	3,726	

Note: Specifications are based on the following conditions.
 Cooling: Indoor temperature of 27°CDB/19°CWB, and outdoor temperature of 35°CDB/24°CWB.
 Heating: Indoor temperature of 20°CDB/(15°CWB), and outdoor temperature of 7°CDB/6°CWB.
 Pipe length: 7.5 m; Height difference between outdoor unit and indoor unit: 0 m.
 The protective function may work when using it outside the operation range.

Dimensions

(Unit: mm)





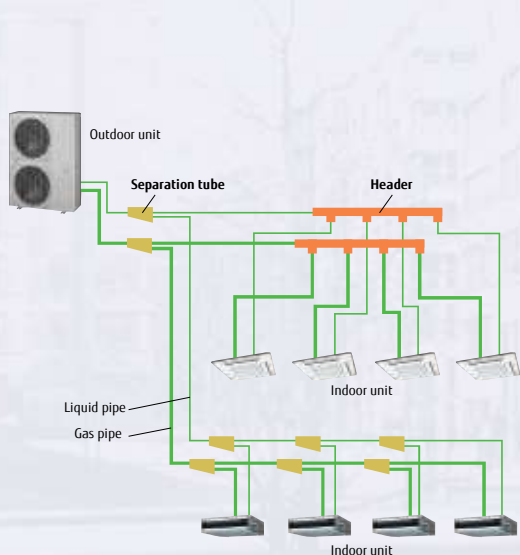
Heat Pump

for Small-capacity type

VRF J-IV

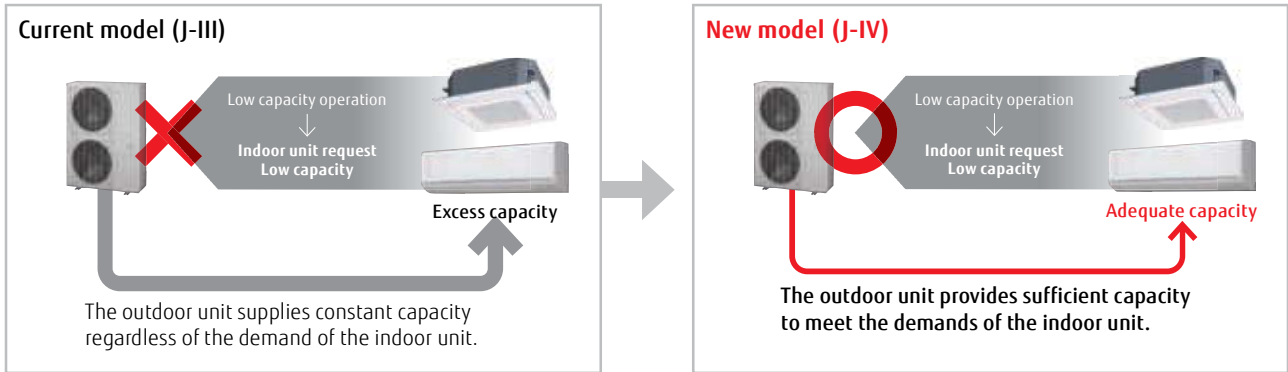
System configuration example

- Suitable for air conditioning small and medium-size buildings. One refrigerant system is used for each outdoor unit.
- Multiple indoor units are connected with separation tubes and headers.



New intelligent refrigerant control

Fujitsu General is proposing outdoor units equipped with refrigerant control function. The refrigerant control operates with suitable control corresponding to the heat load of the room and offers a more comfortable environment. The refrigerant control can also provide increased energy savings.



* The improvements due to the control and the actual sine wave vary depending on the combination of the indoor unit and system operating conditions.

External static pressure

External static pressure measures up to 30 Pa for 4/5/6 HP.



Advanced high-efficiency technology

- Large propeller fan**
A large propeller fan with an optimized blade angle achieves both high performance and low noise operation.
- DC fan motor**
A small, multi-stage DC fan motor contributes to high-efficiency and low noise operation.
- Large heat exchanger**
The large 3-row heat exchanger substantially improves heat-exchanging performance.
- DC inverter control**
The active filter module improves efficiency.
- Subcooling heat exchanger**
The dual-tube heat exchanger improves cooling performance.
- DC twin-rotary compressor**
High-efficiency is achieved across compressor loads. Especially good performance is achieved in the low- to medium-load range.
- High-efficiency compressor motor**
- Optimized refrigerant flow design**
- Highly accurate parts**

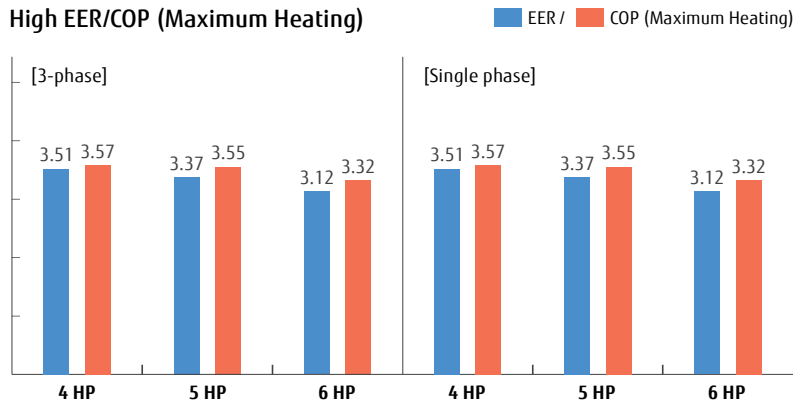
Pressure-Enthalpy Graph: Shows 'effect' and 'Cooling performance improved'.

Compressor Efficiency Graph: Shows 'DC Twin-Rotary Compressor' efficiency across 'Compressor capacity' from low to high.

Efficiency in actual operating conditions

The use of a large heat exchanger and a high-efficiency Scroll compressor achieves class-leading EER/COP (Max. Heating) in all models.

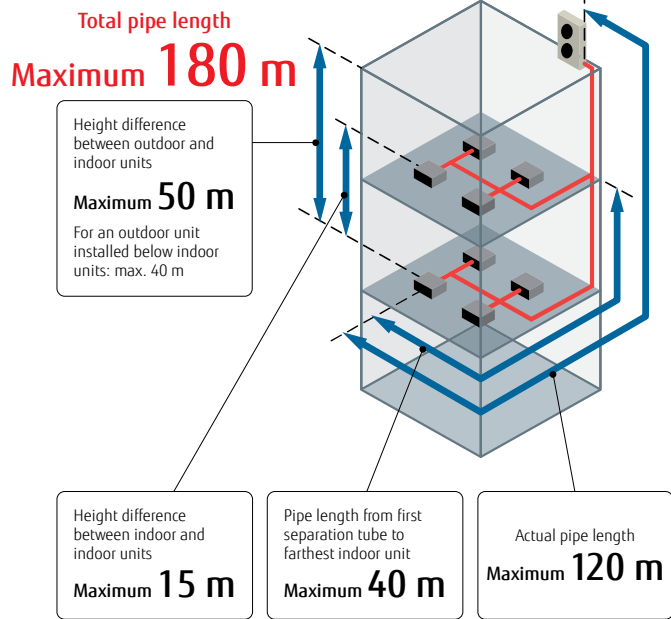
High EER/COP (Maximum Heating)



* These specifications are determined by cassette combination.

Long pipe length

Our advanced refrigerant control technology allows us to achieve a total refrigerant pipe length of 180 m. This provides high flexibility in system design.



Up to 14 indoor units* can be connected

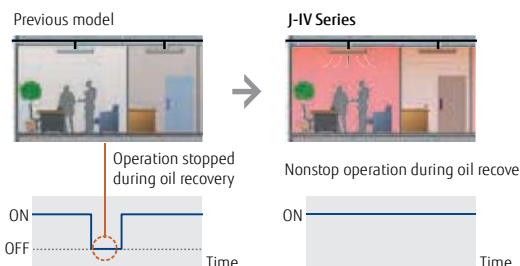
The combination of smaller but sufficiently powerful indoor units and outdoor units with an optimized heat exchanging structure makes it possible to connect up to 14 indoor units, which is the best in its class.

*: 6 HP model

Model	Previous model (J-III)			New model (J-IV)		
	4	5	6	4	5	6
Rating Capacity range (HP)	4	5	6	4	5	6
Max. Connectable indoor unit	1-9	1-10	1-13	1-11	1-12	1-14


Non-stop oil recovery operation

A comfortable room condition is maintained during oil recovery mode because the product continues to operate without stopping the cooling or heating operation.



Easier installation

Connection check function: Wiring connections and address settings can be checked thanks to the quick check run function.



4,5,6HP: AJY040LBDH / AJY045LBDH / AJY054LBDH AJY040LELDH [3-phase] / AJY045LELDH [3-phase] / AJY054LELDH [3-phase]



Specifications

Rated capacity range		HP	4	5	6
Model name			AJY040LBDH	AJY045LBDH	AJY054LBDH
Maximum connectable indoor units			1-11	1-12	1-14
Power source			Single phase, ~230 V, 50 Hz		
Capacity	Cooling	kW	12.1	14.0	15.5
	Nominal Heating		12.1	14.0	15.5
	Max. Heating		13.6	16.0	18.0
Input power	Cooling	kW	3.44	4.15	4.96
	Nominal Heating		3.14	3.60	4.17
	Max. Heating		3.80	4.50	5.41
EER	Cooling		3.51	3.37	3.12
COP	Nominal Heating	W/W	3.85	3.88	3.71
	Max. Heating		3.57	3.55	3.32
	SEER		Cooling	6.50	6.30
SCOP	Heating		3.83	3.93	3.94
η_c	Cooling	%	257.0	249.0	240.0
η_h	Heating		150.0	154.0	155.0
Airflow rate		m ³ /h	6,200	6,600	7,000
Sound pressure level/ Power level	Cooling	dB(A)	50 / 65	52 / 66	53 / 67
	Heating		52 / 67	55 / 69	56 / 69
Heat exchanger fin			Blue fin	Blue fin	Blue fin
Net Dimensions	Height	mm	1,334	1,334	1,334
	Width		970	970	970
	Depth		370	370	370
Weight		kg	117	117	119
Refrigerant	Type (Global Warming Potential)		R410A (2,088)	R410A (2,088)	R410A (2,088)
	Charge	kg (CO ₂ eq-T)	4.8 (10.0)	5.3 (11.1)	5.3 (11.1)
Connection pipe diameter	Liquid	mm	9.52	9.52	9.52
	Gas		15.88	15.88	19.05
Total pipe length		m	180	180	180
Max. height difference			50/40 (Outdoor unit: Upper/Lower)		
Operating Range	Cooling	°C	-5 to 46	-5 to 46	-5 to 46
	Heating		-20 to 21	-20 to 21	-20 to 21
Unit List Price		£	3,758	4,171	4,538

		4	5	6	
Model name		AJY040LELDH	AJY045LELDH	AJY054LELDH	
Maximum connectable indoor units		1-11	1-12	1-14	
3-phase, ~400 V, 50 Hz					
Capacity	Cooling	12.1	14.0	15.5	
	Nominal Heating	12.1	14.0	15.5	
	Max. Heating	13.6	16.0	18.0	
Input power	Cooling	3.44	4.15	4.96	
	Nominal Heating	3.14	3.60	4.17	
	Max. Heating	3.80	4.50	5.41	
EER	Cooling	3.51	3.37	3.12	
COP	Nominal Heating	3.85	3.88	3.71	
	Max. Heating	3.57	3.55	3.32	
	SEER	Cooling	6.50	6.30	6.08
SCOP	Heating	3.83	3.93	3.94	
η_c	Cooling	257.0	249.0	240.0	
η_h	Heating	150.0	154.0	155.0	
Airflow rate		6,200	6,600	7,000	
Sound pressure level/ Power level	Cooling	50 / 65	52 / 66	53 / 67	
	Heating	52 / 67	55 / 69	56 / 69	
Heat exchanger fin		Blue fin	Blue fin	Blue fin	
Net Dimensions	Height	1,334	1,334	1,334	
	Width	970	970	970	
	Depth	370	370	370	
Weight		118	119	119	
Refrigerant	Type (Global Warming Potential)	R410A (2,088)	R410A (2,088)	R410A (2,088)	
	Charge	kg (CO ₂ eq-T)	4.8 (10.0)	5.3 (11.1)	5.3 (11.1)
Connection pipe diameter	Liquid	9.52	9.52	9.52	
	Gas	15.88	15.88	19.05	
Total pipe length		180	180	180	
Max. height difference			50/40 (Outdoor unit: Upper/Lower)		
Operating Range	Cooling	°C	-5 to 46	-5 to 46	-5 to 46
	Heating		-20 to 21	-20 to 21	-20 to 21
Unit List Price		£	3,983	4,423	4,766

Note: Specifications are based on the following conditions.

Cooling: Indoor temperature of 27°CDB/19°CWB, and outdoor temperature of 35°CDB/24°CWB.

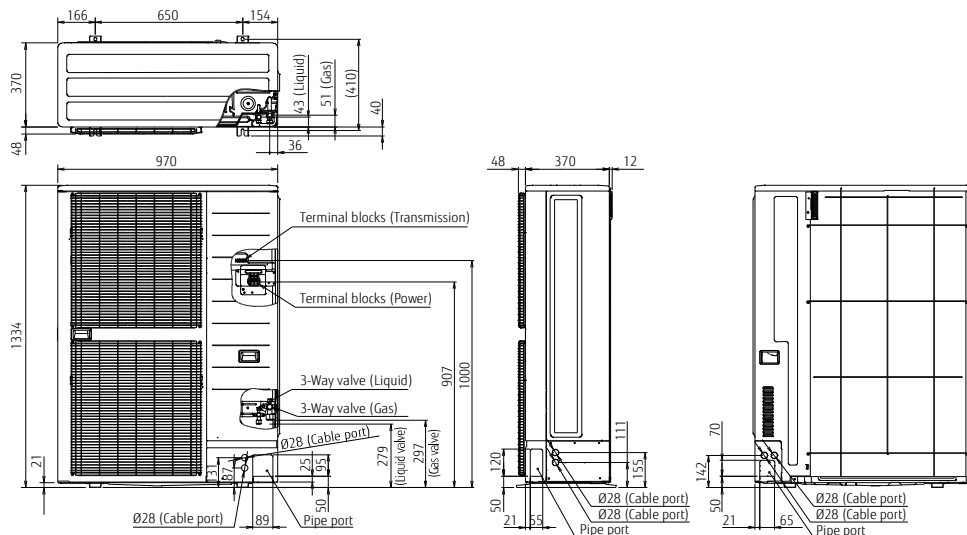
Heating: Indoor temperature of 20°CDB/(15°CWB), and outdoor temperature of 7°CDB/6°CWB.

Pipe length: 7.5 m; Height difference between outdoor unit and indoor unit: 0 m.

The protective function may work when using it outside the operation range.

Dimensions

(Unit: mm)





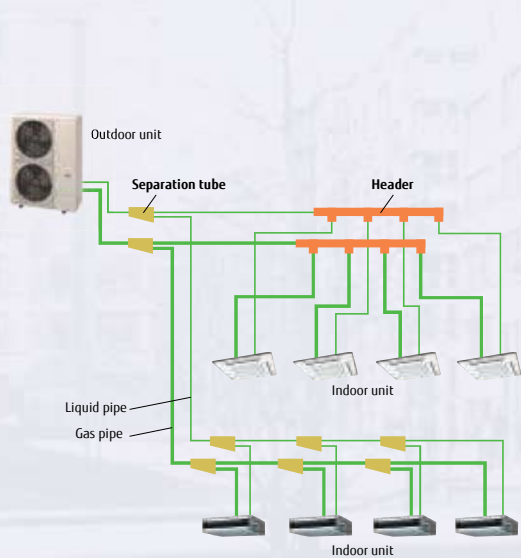
Heat Pump

for Small-capacity type

VRF J-IVL


System configuration example

- Suitable for air conditioning small and medium-size buildings. One refrigerant system is used for each outdoor unit.
- Multiple indoor units are connected with separation tubes and headers.



New intelligent refrigerant control

Fujitsu General is proposing outdoor units equipped with refrigerant control function. The refrigerant control operates with suitable control corresponding to the heat load of the room and offers a more comfortable environment. The refrigerant control can also provide increased energy savings.



* The improvements due to the control and the actual sine wave vary depending on the combination of the indoor unit and system operating conditions.

External static pressure

External static pressure is available up to 60 Pa for 14/16/18 HP. (30 Pa for 8/10 HP, 40 Pa for 12 HP)

Capacities are slightly decreased relative to the rated values during high static pressure operations.



Advanced high-efficiency technology

Ø570 mm Large propeller fan

A large-diameter propeller fan with our proprietary blade design reduces draft loss, which results in high-efficiency and low noise operation.

DC fan motor

A small, multi-stage DC fan motor provides high-efficiency and low noise operation.

DC inverter control

The active filter module improves efficiency.

Subcooling heat exchanger

The dual-tube heat exchanger improves cooling performance.

Large heat exchanger

The large 2.6-row heat exchanger substantially improves heat-exchanging performance.

Scroll compressor

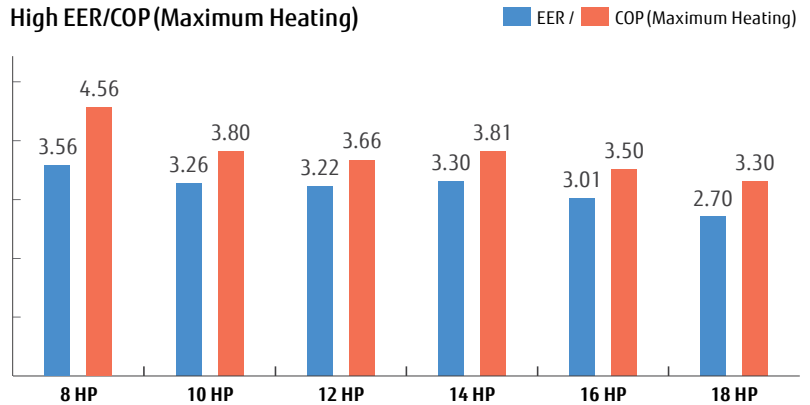
The combination of a scroll compressor with a wide rotational frequency range from 15 to 130 rps and our proprietary sensorless sine-wave control that smoothly controls the input power into the motor achieves more energy-efficient and quieter operation.

15 to 130 rps

Efficiency in actual operating conditions

The use of a large heat exchanger and a high-efficiency Scroll compressor achieves class-leading EER/COP (Max. Heating) in all models.

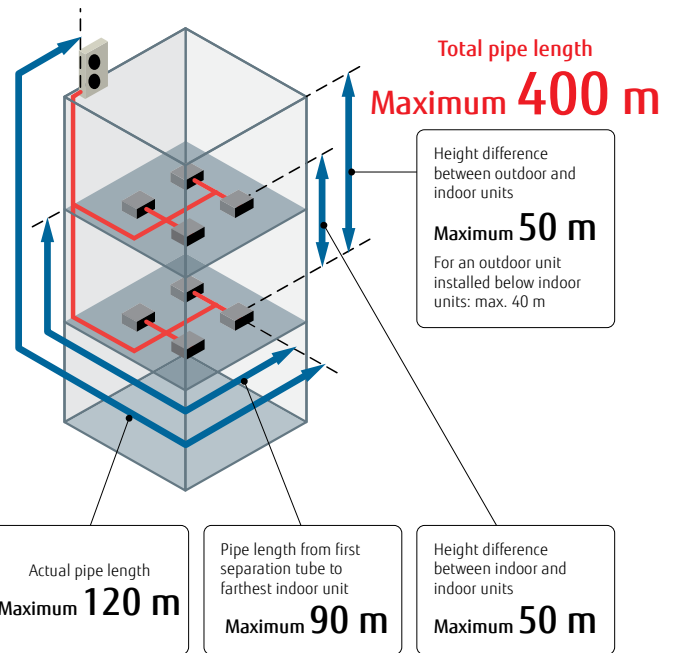
High EER/COP (Maximum Heating)



* These specifications are determined by cassette combination.

Long pipe length

Our advanced refrigerant control technology extends the maximum allowable length of refrigerant piping to 400 m. This provides high flexibility in system design.



Up to 42 indoor units* can be connected.


The combination of smaller but sufficiently powerful indoor units and a new outdoor unit with an optimized heat exchanging structure makes it possible to connect up to 42 indoor units, which is the best in its class. *: 18 HP model



Class-leading low operating sound

The top-class low operating noise makes it ideal for use in densely populated areas. These low operating sound models are ideal for installation in densely populated areas.

Sound Power Level



8,10,12 HP: AJY072LELDH / AJY090LELDH / AJY108LELDH
14,16,18 HP: AJY126LELDH / AJY144LELDH / AJY162LELDH



Specifications

Rated capacity range		HP	8	10	12	14	16	18
Model name			AJY072LELDH	AJY090LELDH	AJY108LELDH	AJY126LELDH	AJY144LELDH	AJY162LELDH
Maximum connectable indoor units			1-20	1-25	1-30	1-36	1-40	1-42
Power source			3-phase, ~400V, 50Hz					
Capacity	Cooling	kW	22.4	28.0	33.5	40.0	45.0	50.0
	Nominal Heating		22.4	28.0	33.5	40.0	45.0	50.0
	Max. Heating		25.0	31.5	37.5	45.0	50.0	55.0
Input power	Cooling	kW	6.30	8.59	10.42	12.12	14.96	18.52
	Nominal Heating		4.65	6.61	8.18	9.71	11.81	13.66
	Max. Heating		5.45	8.29	10.25	11.81	14.29	16.66
EER	Cooling		3.56	3.26	3.22	3.30	3.01	2.70
COP	Nominal Heating	W/W	4.82	4.24	4.10	4.12	3.81	3.66
	Max. Heating		4.56	3.80	3.66	3.81	3.50	3.30
SEER	Cooling		7.62	7.50	7.27	7.27	7.00	6.29
SCOP	Heating		3.89	3.61	3.63	3.53	3.51	3.54
η_c	Cooling	%	301.8	297.0	287.8	287.8	277.0	248.6
η_h	Heating		152.6	141.4	142.2	138.2	137.4	138.6
Airflow rate		m ³ /h	8,400	9,000	11,000/12,100	13,000	14,000	14,800/15,300
Sound pressure level/ Power level	Cooling	dB(A)	52/66	54/69	59/73	62/75	64/77	65/79
	Heating		54/66	57/70	62/75	63/76	65/78	68/82
Net Dimensions	Height	mm	1,428	1,428	1,428	1,638	1,638	1,638
	Width		1,080	1,080	1,080	1,080	1,080	1,080
	Depth		480	480	480	480	480	480
Weight		kg	170	177	178	213	213	217
Refrigerant	Type (Global Warming Potential)		R410A (2,088)	R410A (2,088)	R410A (2,088)	R410A (2,088)	R410A (2,088)	R410A (2,088)
	Charge	kg (CO ₂ eq-T)	7.0 (14.6)	7.5 (15.7)	7.5 (15.7)	11.0 (23.0)	11.0 (23.0)	11.8 (24.6)
Connection pipe diameter	Liquid	mm	9.52	9.52	12.70	12.70	12.70	12.70
	Gas		19.05	22.20	28.58	28.58	28.58	28.58
Total pipe length		m	400	400	400	400	400	
Max. height difference			50/40 (Outdoor unit: Upper/Lower)					
Operating Range	Cooling	°C	-15 to 46	-15 to 46	-15 to 46	-5 to 46*	-5 to 46*	-5 to 46*
	Heating		-20 to 21	-20 to 21	-20 to 21	-20 to 21	-20 to 21	-20 to 21
Unit List Price		£	6,054	6,373	7,628	8,913	10,759	11,988

Note: Specifications are based on the following conditions.

Cooling: Indoor temperature of 27°CDB / 19°CWB, and outdoor temperature of 35°CDB / 24°CWB.

Heating: Indoor temperature of 20°CDB / (15°CWB), and outdoor temperature of 7°CDB / 6°CWB.

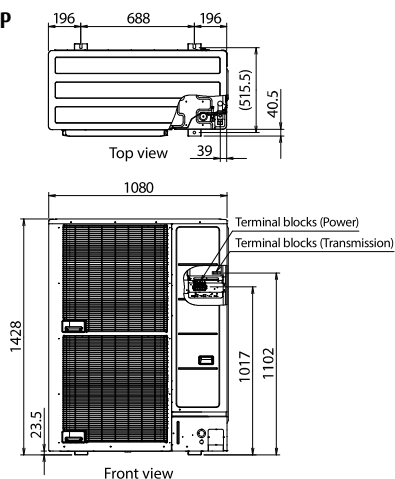
Pipe length: 7.5 m; Height difference between outdoor unit and indoor unit: 0 m.

* The cooling operation range of -15 to 46°C is allowed only when all of the indoor units connected to the system are higher than capacity of 5.6kW.

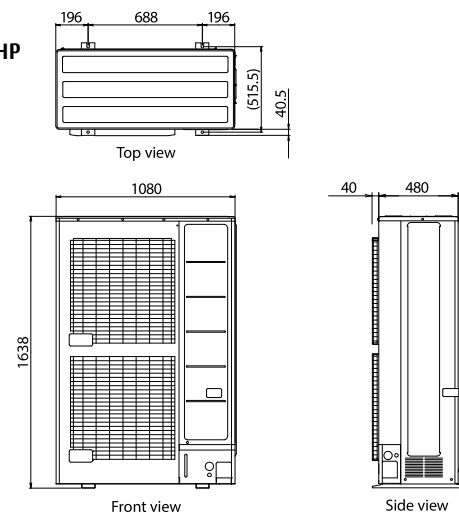
Dimensions

(Unit: mm)

8, 10, 12 HP



14, 16, 18 HP





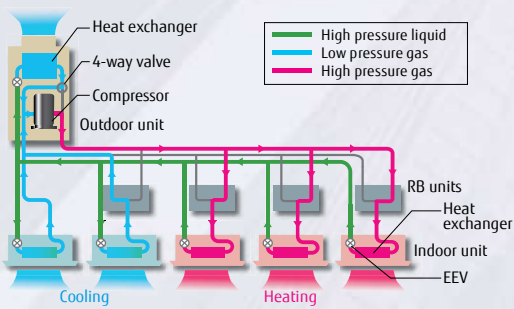
Heat Recovery

Modular type

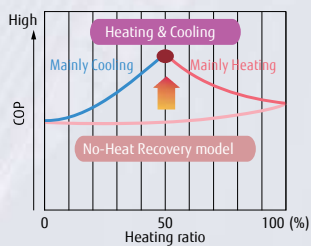
VRF VR-IV

Highly energy-efficient operation

Our heat recovery systems achieve high operating energy efficiency by drawing heat from the room to be cooled and transferring it as energy for rooms that are to be heated.

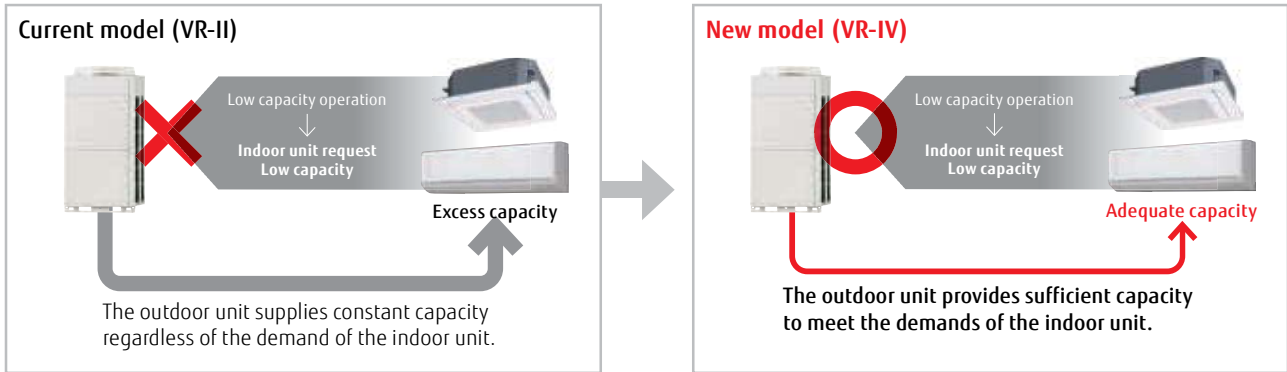


Our heat recovery systems achieve high operating energy efficiency by drawing heat from the room to be cooled and transferring it as energy for rooms that are to be heated.



New intelligent refrigerant control

Fujitsu General is proposing outdoor units equipped with refrigerant control function. The refrigerant control operates with suitable control corresponding to the heat load of the room and offers a more comfortable environment. The refrigerant control can also provide increased energy savings.



* The improvements due to the control and the actual sine wave vary depending on the combination of the indoor unit and system operating conditions.

Increase in the number of connectable indoor units

Capacity range of connectable indoor units

New model (VR-IV)	25%* to 150%
Current model (VR-II)	50% to 150%

*: For modular type, 25% to 49.9% operation in the entire system is available. (by one unit operation)

Increased number of connectable indoor units and space saving combinations

	(Unit)									
HP	10	12	14	16	...	28	30	32	...	48
New model (VR-IV)	21	26	30	34	...	60	64	64	...	64
Current model (VR-II)	15	16	17	21	...	42	45	48	...	64

The energy-saving technology that boosted operation efficiency

Powerful large propeller fan
The fan uses CFD* technology to achieve both high performance and low noise operation.
*CFD: Computational Fluid Dynamics

Sine-wave DC inverter control
High-efficiency is realized by the adoption of reduced switching loss IPM.

3-phase DC fan motor
The use of a DC fan motor with sophisticated driver control improves energy efficiency substantially. In addition, this motor operates quietly.

4-face heat exchanger
The 4-face heat exchanger increases the effective surface area and significantly improves heat-exchanging efficiency.

Subcooling heat exchanger
High heat exchange efficiency is achieved by using an internal projection-shape double-pipe construction.

Front intake port (Corner cut air inlet structure)
In multiple outdoor unit installations, the unique front intake design improves airflow into the heat exchanger.

High-efficient, large-capacity DC twin-rotary compressor
Large-capacity high-efficient DC twin-rotary compressor with excellent intermediate capability.

Extended connection ratio (applicable to multiple tenants)

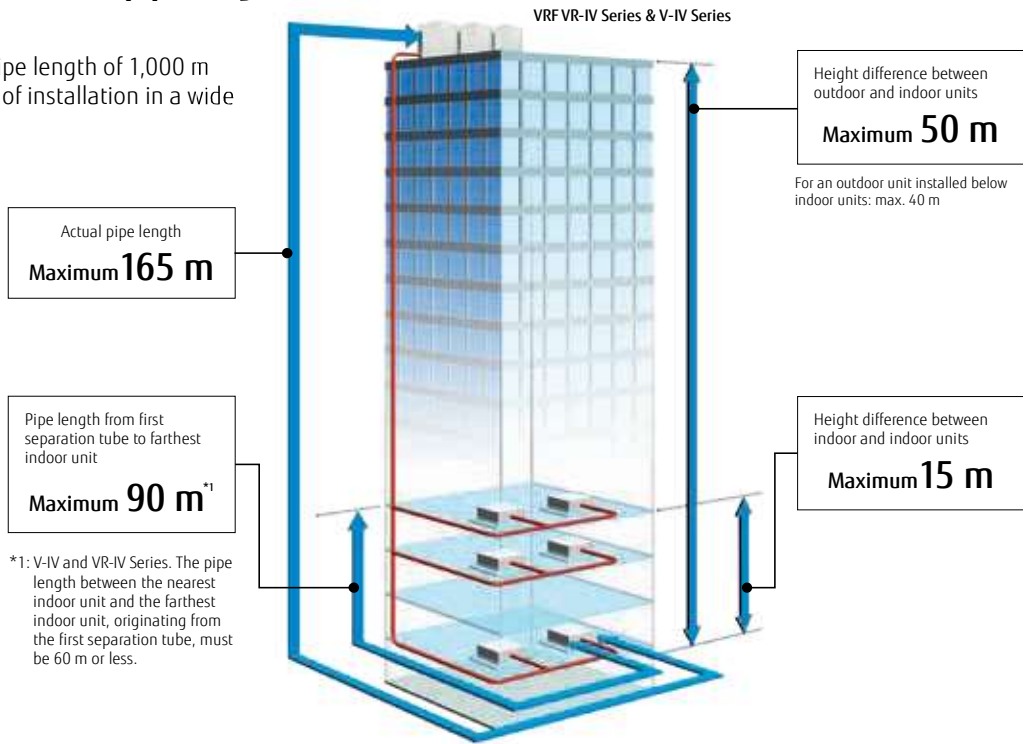
Especially useful when starting partial air conditioning in a building under construction
Installation can be added flexibly for each tenant.



Max. allowable overall pipe length: 1,000 m




The class-leading pipe length of 1,000 m increases flexibility of installation in a wide variety of buildings.



Modular type

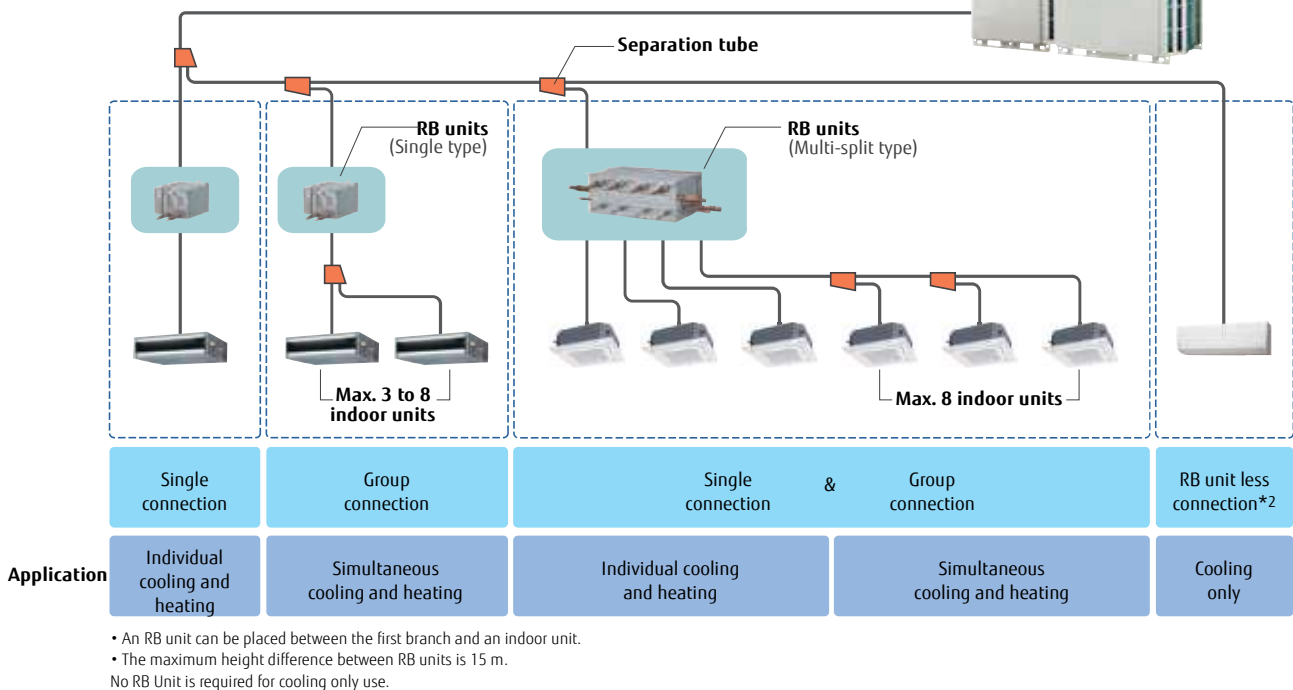
One outdoor unit operates effectively for the capacities of connectable indoor units in the entire system. (Each of the multiple outdoor units does not dare to operate at 25% capacity: any one of the outdoor units will operate at 50% and the remaining units will each output 0%, i.e., stop operating.)

Example: One 10HP outdoor unit performs 25% of the total 20HP outdoor units system.
One 10HP outdoor unit performs 50% of its capacity
→ Two outdoor units do not perform 25% of the operation.



Flexible pipe connection

More flexible refrigerant pipe work is possible due to the use of various piping and RB unit connections, for adjustments to the floor layout and building structure.



Flexible installation of RB unit

Small and slim design with a height of 198 mm makes it easy to install in tight spaces with height constraints.

- A drain pipe is not required.
- Different positions of a control box can be chosen to accommodate installation conditions.
- Series connection for simplified installation

*: RB unit (single type)



An RB unit can be installed on either side of the control box.



An RB unit can be installed on top of the control box to save space.

*: RB unit (single type)



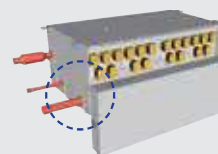
RB units (Multi-split type/8-branch)



RB units (Multi-split type/12-branch)

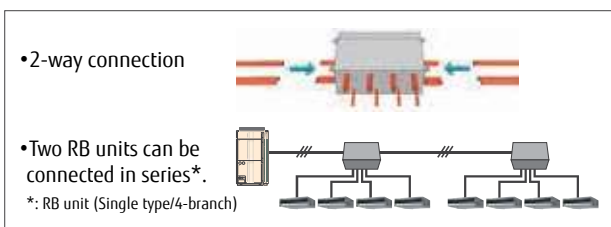
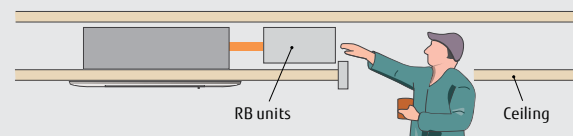
Easy maintenance in tight spaces

Maintenance can be performed from the side.




The electrical box can be accessed and serviced by sliding down the front cover.

Parts can be accessed and replaced easily even in tight spaces inside the ceiling.



Outdoor units lineup • Combinations other than those listed below are not recommended.

Space saving combination

<p>22.4kW (8HP)</p>  <p>AJY072GALDH UNIT : AJY072GALDH</p>	<p>28.0kW (10HP)</p>  <p>AJY090GALDH UNIT : AJY090GALDH</p>	<p>33.5kW (12HP)</p>  <p>AJY108GALDH UNIT : AJY108GALDH</p>	<p>40.0kW (14HP)</p>  <p>AJY126GALDH UNIT : AJY126GALDH</p>	<p>45.0kW (16HP)</p>  <p>AJY144GALDH UNIT : AJY144GALDH</p>
<p>50.4kW (18HP)</p>  <p>AJY162GALDH UNIT : AJY090/072GALDH</p>	<p>56.0kW (20HP)</p>  <p>AJY180GALDH UNIT : AJY090/090GALDH</p>	<p>61.5kW (22HP)</p>  <p>AJY198GALDH UNIT : AJY108/090GALDH</p>	<p>67.0kW (24HP)</p>  <p>AJY216GALDH UNIT : AJY108/108GALDH</p>	<p>73.0kW (26HP)</p>  <p>AJY234GALDH UNIT : AJY144/090GALDH</p>
<p>78.5kW (28HP)</p>  <p>AJY252GALDH UNIT : AJY144/108GALDH</p>	<p>85.0kW (30HP)</p>  <p>AJY270GALDH UNIT : AJY144/126GALDH</p>	<p>90.0kW (32HP)</p>  <p>AJY288GALDH UNIT : AJY144/144GALDH</p>	<p>95.0kW (34HP)</p>  <p>AJY306GALDH UNIT : AJY108/108/090GALDH</p>	<p>100.5kW (36HP)</p>  <p>AJY324GALDH UNIT : AJY108/108/108GALDH</p>
<p>106.5kW (38HP)</p>  <p>AJY342GALDH UNIT : AJY144/108/090GALDH</p>	<p>112.0kW (40HP)</p>  <p>AJY360GALDH UNIT : AJY144/108/108GALDH</p>	<p>118.0kW (42HP)</p>  <p>AJY378GALDH UNIT : AJY144/144/090GALDH</p>	<p>123.5kW (44HP)</p>  <p>AJY396GALDH UNIT : AJY144/144/108GALDH</p>	<p>130.0kW (46HP)</p>  <p>AJY414GALDH UNIT : AJY144/144/126GALDH</p>
<p>135.0kW (48HP)</p>  <p>AJY432GALDH UNIT : AJY144/144/144GALDH</p>				

Energy efficiency combination

<p>44.8kW (16HP)</p>  <p>AJY144GALDHH UNIT : AJY072/072GALDH</p>	<p>62.4kW (22HP)</p>  <p>AJY198GALDHH UNIT : AJY126/072GALDH</p>	<p>67.2kW (24HP)</p>  <p>AJY216GALDHH UNIT : AJY072/072/072GALDH</p>	<p>72.8kW (26HP)</p>  <p>AJY234GALDHH UNIT : AJY090/072/072GALDH</p>	<p>78.4kW (28HP)</p>  <p>AJY252GALDHH UNIT : AJY090/090/072GALDH</p>
<p>84.0kW (30HP)</p>  <p>AJY270GALDHH UNIT : AJY090/090/090GALDH</p>	<p>90.4kW (32HP)</p>  <p>AJY288GALDHH UNIT : AJY126/090/072GALDH</p>	<p>96.0kW (34HP)</p>  <p>AJY306GALDHH UNIT : AJY126/090/090GALDH</p>	<p>102.4kW (36HP)</p>  <p>AJY324GALDHH UNIT : AJY126/126/072GALDH</p>	<p>108.0kW (38HP)</p>  <p>AJY342GALDHH UNIT : AJY126/126/090GALDH</p>
<p>113.0kW (40HP)</p>  <p>AJY360GALDHH UNIT : AJY144/126/090GALDH</p>	<p>120.0kW (42HP)</p>  <p>AJY378GALDHH UNIT : AJY126/126/126GALDH</p>	<p>125.0kW (44HP)</p>  <p>AJY396GALDHH UNIT : AJY144/126/126GALDH</p>		

8,10,12HP : AJY072GALDH / AJY090GALDH / AJY108GALDH
 14,16HP : AJY126GALDH / AJY144GALDH



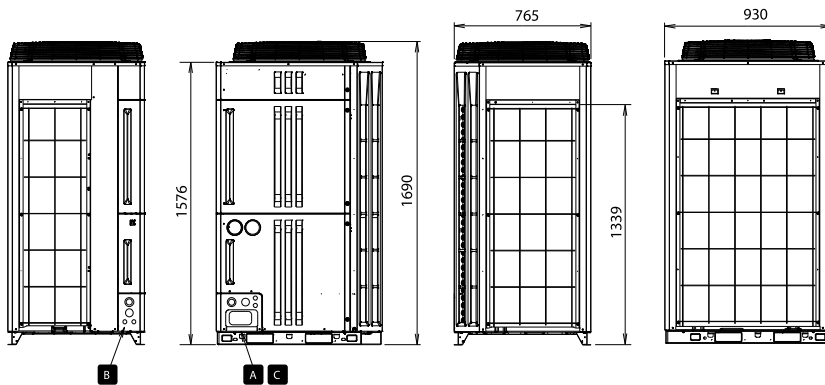
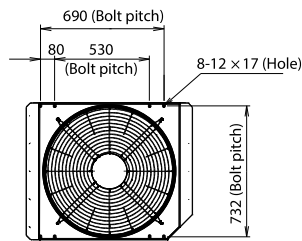
8, 10, 12 HP

14, 16 HP

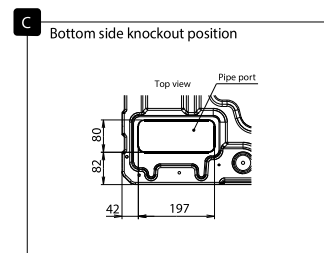
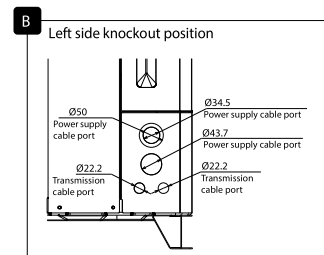
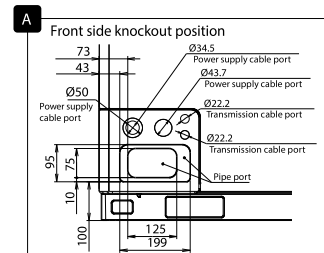
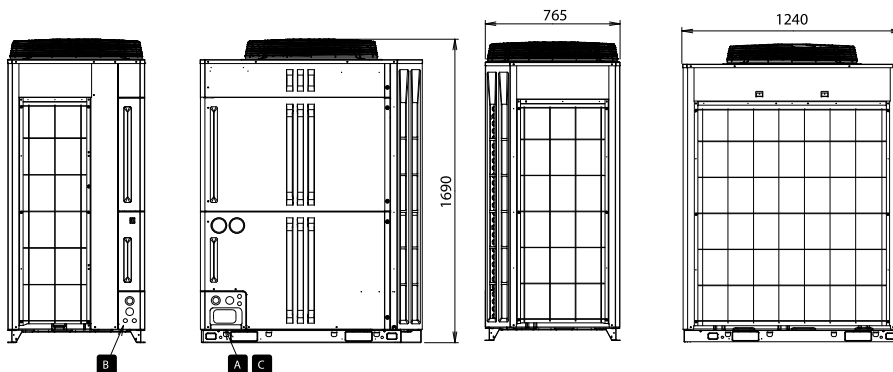
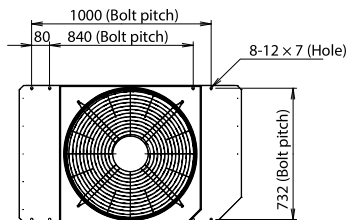
Dimensions

(Unit: mm)

8, 10, 12 HP



14, 16 HP



Outdoor units specifications

Space saving combination

Rated capacity range		HP	8	10	12	14	16	18	20	22	24
Model name			AJY072GALDH	AJY090GALDH	AJY108GALDH	AJY126GALDH	AJY144GALDH	AJY162GALDH	AJY180GALDH	AJY198GALDH	AJY216GALDH
Unit 1			AJY072GALDH	AJY090GALDH	AJY108GALDH	AJY126GALDH	AJY144GALDH	AJY090GALDH	AJY090GALDH	AJY108GALDH	AJY108GALDH
Unit 2								AJY072GALDH	AJY090GALDH	AJY090GALDH	AJY108GALDH
Unit 3										AJY090GALDH	AJY108GALDH
Maximum connectable indoor units*1			17	21	26	30	34	39	43	47	52
Connectable capacity range of indoor units		kW	5.6-33.6	7.0-42.0	8.4-50.2	10.0-60.0	11.3-67.5	12.6-75.6*3	14.0-84.0*3	15.4-92.2*3	16.8-100.5*3
Power source			3-phase, 4-wire, 400 V, 50Hz								
Capacity	Cooling	kW	22.4	28.0	33.5	40.0	45.0	50.4	56.0	61.5	67.0
	Nominal Heating		22.4	28.0	33.5	40.0	42.0	50.4	56.0	61.5	67.0
	Max. Heating		25.0	31.5	37.5	45.0	48.0	56.5	63.0	69.0	75.0
Input power	Cooling	kW	6.26	9.53	11.89	13.16	16.71	15.79	19.06	21.42	23.78
	Nominal Heating		5.37	7.38	9.16	10.80	11.81	12.75	14.76	16.54	18.32
	Max. Heating		6.25	8.96	11.48	13.95	14.98	15.21	17.92	20.44	22.96
EER	Cooling		3.57	2.93	2.81	3.03	2.69	3.19	2.94	2.87	2.82
COP	Nominal Heating	W/W	4.17	3.79	3.65	3.70	3.55	3.79	3.95	3.72	3.66
	Max. Heating		4.00	3.51	3.26	3.22	3.20	3.71	3.52	3.38	3.27
SEER	Cooling		7.16	6.61	6.73	6.76	6.27	6.89	6.61	6.67	6.73
SCOP	Heating		3.78	3.76	3.86	4.31	4.41	3.77	3.76	3.81	3.86
ηc	Cooling	%	283.0	261.0	266.0	267.0	248.0	272.0	261.0	263.5	266.0
ηh	Heating		148.0	147.0	151.0	169.0	173.0	147.5	147.0	149.0	151.0
Air flow rate	High	m³/h	11,100	11,100	11,100	13,000	13,000	11,100×2	11,100×2	11,100×2	11,100×2
Sound pressure level*2/	Cooling	dB(A)	56 / 77	58 / 78	59 / 79	60 / 82	61 / 82	60 / 81	61 / 81	62 / 82	62 / 82
	Heating		58 / 79	59 / 79	63 / 82	62 / 83	63 / 83	62 / 82	62 / 82	64 / 84	66 / 85
Power level	Heating		80	80	80	80	80	80	80	80	80
Max. External static pressure		Pa	7.5	7.5	7.5	11.0	11.0	7.5 × 2	7.5 × 2	7.5 × 2	7.5 × 2
Compressor motor output		kW									
Heat exchanger fin			Blue fin	Blue fin	Blue fin	Blue fin	Blue fin	Blue fin	Blue fin	Blue fin	Blue fin
Net Dimensions	Height	mm	1,690	1,690	1,690	1,690	1,690	1,690	1,690	1,690	1,690
	Width		930	930	930	1,240	1,240	930 × 2	930 × 2	930 × 2	930 × 2
	Depth		765	765	765	765	765	765	765	765	765
Weight		kg	262	262	262	286	286	262 × 2	262 × 2	262 × 2	262 × 2
Refrigerant	Type (Global Warming Potential)		R410A (2,088)	R410A (2,088)	R410A (2,088)	R410A (2,088)	R410A (2,088)	R410A (2,088)	R410A (2,088)	R410A (2,088)	R410A (2,088)
	Charge	kg (CO2eq-T)	11.8 (24.6)	11.8 (24.6)	11.8 (24.6)	11.8 (24.6)	11.8 (24.6)	11.8 × 2 (24.6 × 2)	11.8 × 2 (24.6 × 2)	11.8 × 2 (24.6 × 2)	11.8 × 2 (24.6 × 2)
Connection pipe diameter	Liquid	mm	12.70	12.70	12.70	12.70	12.70	15.88	15.88	15.88	15.88
	Discharge Gas		15.88	19.05	19.05	22.22	22.22	22.22	22.22	28.58	28.58
	Suction Gas		22.22	22.22	28.58	28.58	28.58	28.58	28.58	34.92	34.92
Operating Range	Cooling	°CDB	-10 to 46	-10 to 46	-10 to 46	-10 to 46	-10 to 46	-10 to 46	-10 to 46	-10 to 46	-10 to 46
	Heating		-20 to 21	-20 to 21	-20 to 21	-20 to 21	-20 to 21	-20 to 21	-20 to 21	-20 to 21	-20 to 21
	Cooling/Heating		-10 to 21	-10 to 21	-10 to 21	-10 to 21	-10 to 21	-10 to 21	-10 to 21	-10 to 21	-10 to 21
Unit List Price		£	7,861	8,598	10,514	12,286	14,178	16,459	17,196	19,112	21,028

Energy Efficiency Combination

Rated capacity range		HP	16	22	24	26	28	30
Model name			AJY144GALDHH	AJY198GALDHH	AJY216GALDHH	AJY234GALDHH	AJY252GALDHH	AJY270GALDHH
Unit 1			AJY072GALDH	AJY126GALDH	AJY072GALDH	AJY090GALDH	AJY090GALDH	AJY090GALDH
Unit 2			AJY072GALDH	AJY072GALDH	AJY072GALDH	AJY072GALDH	AJY090GALDH	AJY090GALDH
Unit 3						AJY072GALDH	AJY072GALDH	AJY090GALDH
Maximum connectable indoor units*1			34	47	52	56	60	64
Connectable capacity range of indoor units		kW	11.2-67.2*3	15.6-93.6*3	16.8-100.8*3	18.2-109.2*3	19.6-117.6*3	21.0-126.0*3
Power source			3-phase, 4-wire, 400 V, 50Hz					
Capacity	Cooling	kW	44.8	62.4	67.2	72.8	78.4	84.0
	Nominal Heating		44.8	62.4	67.2	72.8	78.4	84.0
	Max. Heating		50.0	70.0	75.0	81.5	88.0	94.5
Input power	Cooling	kW	12.52	19.42	18.78	22.05	25.32	28.59
	Nominal Heating		10.74	16.17	16.11	18.12	20.13	22.14
	Max. Heating		12.50	20.20	18.75	21.46	24.17	26.88
EER	Cooling		3.58	3.21	3.58	3.30	3.10	2.94
COP	Nominal Heating	W/W	4.17	3.86	4.17	4.02	3.89	3.79
	Max. Heating		4.00	3.47	4.00	3.80	3.64	3.52
SEER	Cooling		7.16	6.96	7.16	6.98	6.79	6.61
SCOP	Heating		3.78	4.05	3.78	3.77	3.77	3.76
ηc	Cooling	%	283.0	275.0	283.0	275.7	268.3	261.0
ηh	Heating		148.0	158.5	148.0	147.7	147.3	147.0
Air flow rate	High	m³/h	11,100×2	13,000+11,100	11,100×3	11,100×3	11,100×3	11,100×3
Sound pressure level*2/	Cooling	dB(A)	59 / 80	61 / 83	61 / 82	62 / 82	62 / 82	63 / 83
	Heating		61 / 82	63 / 84	63 / 84	63 / 84	63 / 84	64 / 84
Power level	Heating		80	80	80	80	80	80
Max. External static pressure		Pa	7.5 × 2	11.0 + 7.5	7.5 × 3	7.5 × 3	7.5 × 3	7.5 × 3
Compressor motor output		kW						
Heat exchanger fin			Blue fin	Blue fin	Blue fin	Blue fin	Blue fin	Blue fin
Net Dimensions	Height	mm	1,690	1,690	1,690	1,690	1,690	1,690
	Width		930 × 2	1,240 + 930	930 × 3	930 × 3	930 × 3	930 × 3
	Depth		765	765	765	765	765	765
Weight		kg	262 × 2	286 + 262	262 × 3	262 × 3	262 × 3	262 × 3
Refrigerant	Type (Global Warming Potential)		R410A (2,088)	R410A (2,088)	R410A (2,088)	R410A (2,088)	R410A (2,088)	R410A (2,088)
	Charge	kg (CO2eq-T)	11.8 × 2 (24.6 × 2)	11.8 × 2 (24.6 × 2)	11.8 × 3 (24.6 × 3)	11.8 × 3 (24.6 × 3)	11.8 × 3 (24.6 × 3)	11.8 × 3 (24.6 × 3)
Connection pipe diameter	Liquid	mm	12.70	15.88	15.88	15.88	15.88	19.05
	Discharge Gas		22.22	28.58	28.58	28.58	28.58	28.58
	Suction Gas		28.58	34.92	34.92	34.92	34.92	34.92
Operating Range	Cooling	°CDB	-10 to 46	-10 to 46	-10 to 46	-10 to 46	-10 to 46	-10 to 46
	Heating		-20 to 21	-20 to 21	-20 to 21	-20 to 21	-20 to 21	-20 to 21
	Cooling/Heating		-10 to 21	-10 to 21	-10 to 21	-10 to 21	-10 to 21	-10 to 21
Unit List Price		£	15,722	20,147	23,583	24,320	25,057	25,794

Note: Specifications are based on the following conditions.

Cooling: Indoor temperature of 27°CDB/19°CWB, and outdoor temperature of 35°CDB/24°CWB.

Heating: Indoor temperature of 20°CDB/15°CWB, and outdoor temperature of 7°CDB/6°CWB.

Pipe length: 7.5 m; Height difference between outdoor unit and indoor unit: 0 m.

When cooling operation is to be conducted at an outdoor air temperature below -5°C, the outdoor unit must be installed in a position that is higher than or equal to that of the indoor units.

* These specifications are determined by ducted combination.

* Multiple outdoor units are not certified by Eurovent.

26	28	30	32	34	36	38	40	42	44	46	48
AJY234GALDH	AJY252GALDH	AJY270GALDH	AJY288GALDH	AJY306GALDH	AJY324GALDH	AJY342GALDH	AJY360GALDH	AJY378GALDH	AJY396GALDH	AJY414GALDH	AJY432GALDH
AJY144GALDH AJY090GALDH	AJY144GALDH AJY108GALDH	AJY144GALDH AJY126GALDH	AJY144GALDH AJY144GALDH	AJY108GALDH AJY108GALDH AJY090GALDH	AJY108GALDH AJY108GALDH AJY108GALDH	AJY144GALDH AJY108GALDH AJY090GALDH	AJY144GALDH AJY108GALDH AJY108GALDH	AJY144GALDH AJY144GALDH AJY090GALDH	AJY144GALDH AJY144GALDH AJY108GALDH	AJY144GALDH AJY144GALDH AJY126GALDH	AJY144GALDH AJY144GALDH AJY144GALDH
56 18.3-109.5*3	60 19.7-117.7*3	64 21.3-127.5*3	64 22.5-135.0*3	64 23.8-142.5*3	64 25.2-150.7*3	64 26.7-159.7*3	64 28.0-168.0*3	64 29.5-177.0*3	64 30.9-185.2*3	64 32.5-195.0*3	64 33.8-202.5*3
3-phase, 4-wire, 400 V, 50Hz											
73.0	78.5	85.0	90.0	95.0	100.5	106.5	112.0	118.0	123.5	130.0	135.0
70.0	75.5	82.0	84.0	95.0	100.5	103.5	109.0	112.0	117.5	124.0	126.0
79.5	85.5	93.0	96.0	106.5	112.5	117.0	123.0	127.5	133.5	141.0	144.0
26.24	28.60	29.87	33.42	33.31	35.67	38.13	40.49	42.95	45.31	46.58	50.13
19.19	20.97	22.61	23.62	25.70	27.48	28.35	30.13	31.00	32.78	34.42	35.43
23.94	26.46	28.93	29.96	31.92	34.44	35.42	37.94	38.92	41.44	43.91	44.94
2.78	2.74	2.85	2.69	2.85	2.82	2.79	2.72	2.75	2.73	2.79	2.69
3.65	3.60	3.63	3.56	3.70	3.66	3.65	3.62	3.61	3.58	3.60	3.56
3.32	3.23	3.21	3.20	3.34	3.27	3.30	3.24	3.28	3.22	3.21	3.20
6.44	6.50	6.52	6.27	6.69	6.73	6.54	6.58	6.38	6.42	6.43	6.27
4.09	4.14	4.36	4.41	3.83	3.86	4.01	4.04	4.19	4.23	4.38	4.41
254.5	257.0	257.5	248.0	264.3	266.0	258.3	260.0	252.3	254.0	254.3	248.0
160.0	162.0	171.0	173.0	149.7	151.0	157.0	158.3	164.3	165.7	171.7	173.0
13,000+11,100	13,000+11,100	13,000×2	13,000×2	11,100×3	11,100×3	13,000+11,100×2	13,000+11,100×2	13,000×2+11,100	13,000×2+11,100	13,000×3	13,000×3
63 / 83	63 / 84	64 / 85	64 / 85	63 / 83	64 / 84	64 / 85	65 / 85	65 / 86	65 / 86	65 / 87	66 / 87
64 / 84	66 / 86	66 / 86	66 / 86	67 / 86	68 / 87	67 / 86	68 / 87	67 / 87	68 / 87	67 / 88	68 / 88
80	80	80	80	80	80	80	80	80	80	80	80
11.0 × 7.5	11.0 × 7.5	11.0 × 2	11.0 × 2	7.5 × 3	7.5 × 3	11.0 × 7.5 × 2	11.0 × 7.5 × 2	11.0 × 2 + 7.5	11.0 × 2 + 7.5	11.0 × 3	11.0 × 3
Blue fin	Blue fin	Blue fin	Blue fin	Blue fin	Blue fin	Blue fin	Blue fin	Blue fin	Blue fin	Blue fin	Blue fin
1,690	1,690	1,690	1,690	1,690	1,690	1,690	1,690	1,690	1,690	1,690	1,690
1,240 × 930	1,240 × 930	1,240 × 2	1,240 × 2	930 × 3	930 × 3	1,240 × 930 × 2	1,240 × 930 × 2	1,240 × 2 + 930	1,240 × 2 + 930	1,240 × 3	1,240 × 3
765	765	765	765	765	765	765	765	765	765	765	765
286 × 262	286 × 262	286 × 2	286 × 2	262 × 3	262 × 3	286 × 262 × 2	286 × 262 × 2	286 × 2 + 262	286 × 2 + 262	286 × 3	286 × 3
R410A (2,088)	R410A (2,088)	R410A (2,088)	R410A (2,088)	R410A (2,088)	R410A (2,088)	R410A (2,088)	R410A (2,088)	R410A (2,088)	R410A (2,088)	R410A (2,088)	R410A (2,088)
11.8 × 2 (24.6 × 2)	11.8 × 2 (24.6 × 2)	11.8 × 2 (24.6 × 2)	11.8 × 2 (24.6 × 2)	11.8 × 3 (24.6 × 3)	11.8 × 3 (24.6 × 3)	11.8 × 3 (24.6 × 3)	11.8 × 3 (24.6 × 3)	11.8 × 3 (24.6 × 3)	11.8 × 3 (24.6 × 3)	11.8 × 3 (24.6 × 3)	11.8 × 3 (24.6 × 3)
15.88	15.88	19.05	19.05	19.05	19.05	19.05	19.05	19.05	19.05	19.05	19.05
28.58	28.58	28.58	28.58	28.58	28.58	34.92	34.92	34.92	34.92	34.92	34.92
34.92	34.92	34.92	34.92	34.92	41.27	41.27	41.27	41.27	41.27	41.27	41.27
-10 to 46	-10 to 46	-10 to 46	-10 to 46	-10 to 46	-10 to 46	-10 to 46	-10 to 46	-10 to 46	-10 to 46	-10 to 46	-10 to 46
-20 to 21	-20 to 21	-20 to 21	-20 to 21	-20 to 21	-20 to 21	-20 to 21	-20 to 21	-20 to 21	-20 to 21	-20 to 21	-20 to 21
-10 to 21	-10 to 21	-10 to 21	-10 to 21	-10 to 21	-10 to 21	-10 to 21	-10 to 21	-10 to 21	-10 to 21	-10 to 21	-10 to 21
22,776	24,692	26,464	28,356	29,626	31,542	33,290	35,206	36,954	38,870	40,642	42,534

32	34	36	38	40	42	44
AJY288GALDHH	AJY306GALDHH	AJY324GALDHH	AJY342GALDHH	AJY360GALDHH	AJY378GALDHH	AJY396GALDHH
AJY126GALDH AJY090GALDH AJY072GALDH	AJY126GALDH AJY090GALDH AJY090GALDH	AJY126GALDH AJY126GALDH AJY072GALDH	AJY126GALDH AJY126GALDH AJY090GALDH	AJY144GALDH AJY126GALDH AJY090GALDH	AJY126GALDH AJY126GALDH AJY126GALDH	AJY144GALDH AJY126GALDH AJY126GALDH
64 22.6-135.6*3	64 24.0-144.0*3	64 25.6-153.6*3	64 27.0-162.0*3	64 28.3-169.5*3	64 30.0-180.0*3	64 31.3-187.5*3
3-phase, 4-wire, 400 V, 50Hz						
90.4	96.0	102.4	108.0	113.0	120.0	125.0
90.4	96.0	102.4	108.0	110.0	120.0	122.0
101.5	108.0	115.0	121.5	124.5	135.0	138.0
28.95	32.22	32.58	35.85	39.40	39.48	43.03
23.55	25.56	26.97	28.98	29.99	32.40	33.41
29.16	31.87	34.15	36.86	37.89	41.85	42.88
3.12	2.98	3.14	3.01	2.87	3.04	2.90
3.84	3.76	3.80	3.73	3.67	3.70	3.65
3.48	3.39	3.37	3.30	3.29	3.23	3.22
6.84	6.66	6.89	6.71	6.55	6.76	6.60
3.95	3.94	4.13	4.13	4.16	4.31	4.34
270.3	263.0	272.3	265.0	258.7	267.0	260.7
154.7	154.3	162.0	161.7	163.0	169.0	170.3
13,000+11,100×2	13,000+11,100×2	13,000×2+11,100	13,000×2+11,100	13,000×2+11,100	13,000×3	13,000×3
63 / 84	64 / 85	64 / 86	64 / 86	65 / 86	65 / 87	65 / 87
65 / 86	65 / 86	66 / 87	66 / 87	66 / 87	67 / 88	67 / 88
80	80	80	80	80	80	80
11.0 × 7.5 × 2	11.0 × 7.5 × 2	11.0 × 2 + 7.5	11.0 × 2 + 7.5	11.0 × 2 + 7.5	11.0 × 3	11.0 × 3
Blue fin	Blue fin	Blue fin	Blue fin	Blue fin	Blue fin	Blue fin
1,690	1,690	1,690	1,690	1,690	1,690	1,690
1,240 × 930 × 2	1,240 × 930 × 2	1,240 × 2 + 930	1,240 × 2 + 930	1,240 × 2 + 930	1,240 × 3	1,240 × 3
765	765	765	765	765	765	765
286 × 262 × 2	286 × 262 × 2	286 × 2 + 262	286 × 2 + 262	286 × 2 + 262	286 × 3	286 × 3
R410A (2,088)	R410A (2,088)	R410A (2,088)	R410A (2,088)	R410A (2,088)	R410A (2,088)	R410A (2,088)
11.8 × 3 (24.6 × 3)	11.8 × 3 (24.6 × 3)	11.8 × 3 (24.6 × 3)	11.8 × 3 (24.6 × 3)	11.8 × 3 (24.6 × 3)	11.8 × 3 (24.6 × 3)	11.8 × 3 (24.6 × 3)
19.05	19.05	19.05	19.05	19.05	19.05	19.05
28.58	28.58	28.58	34.92	34.92	34.92	34.92
34.92	34.92	41.27	41.27	41.27	41.27	41.27
-10 to 46	-10 to 46	-10 to 46	-10 to 46	-10 to 46	-10 to 46	-10 to 46
-20 to 21	-20 to 21	-20 to 21	-20 to 21	-20 to 21	-20 to 21	-20 to 21
-10 to 21	-10 to 21	-10 to 21	-10 to 21	-10 to 21	-10 to 21	-10 to 21
28,745	29,482	32,433	33,170	35,062	36,858	38,750

*1: Minimum connectable indoor unit number is 2.

*2: The noise level is the value measured in an anechoic room. When measured in an actual installation, the measured value is typically larger than the indicated value due to ambient noise and reflections.

*3: If the capacity range of the connectable indoor units is between 25% and 49.9%, do not open the three-way valve except for the unit to be operated. In addition, do not connect the power line.



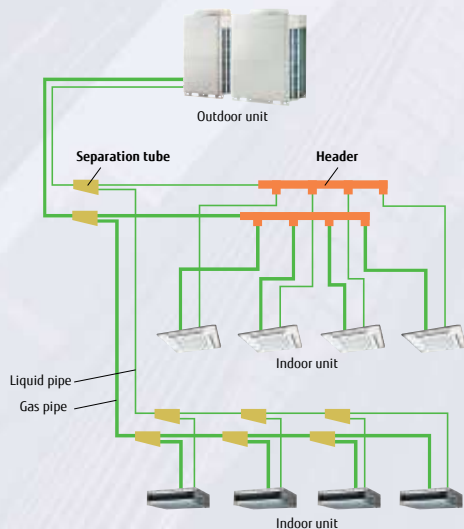
Heat Pump

Modular type

VRF V-IV

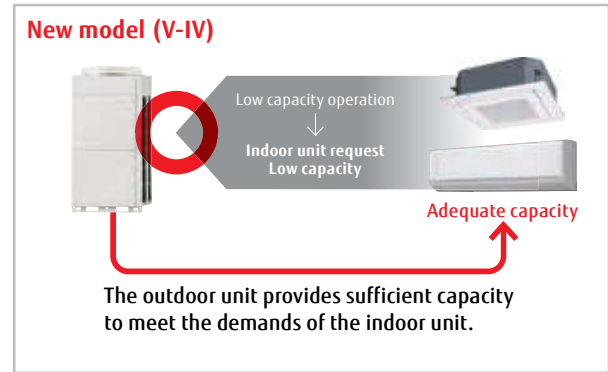
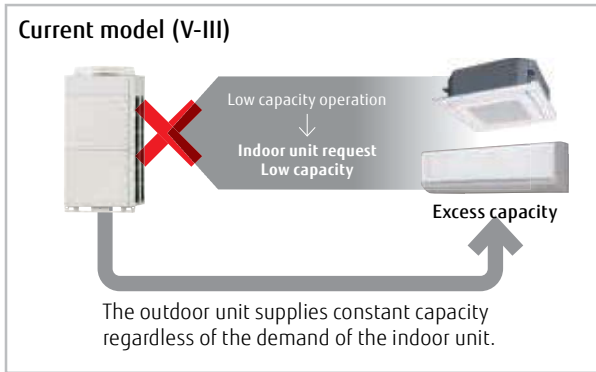
System configuration example

- Suitable for air conditioning midsize and large buildings. Connecting each outdoor unit makes it possible to create a high-capacity system.
- Multiple indoor units are connected with separation tubes and headers.



New intelligent refrigerant control

Fujitsu General is proposing outdoor units equipped with refrigerant control function. The refrigerant control operates with subtle control corresponding to the heat load of the room and offers a more comfortable environment. The refrigerant control can also provide increased energy savings.

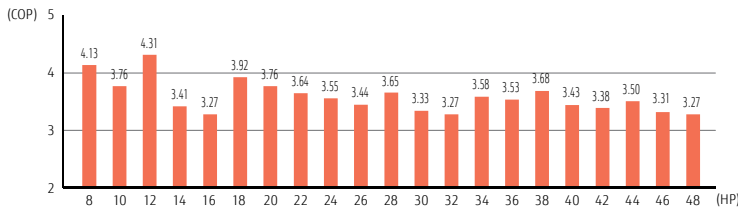


* The improvements due to the control and the actual sine wave vary depending on the combination of the indoor unit and system operating conditions.

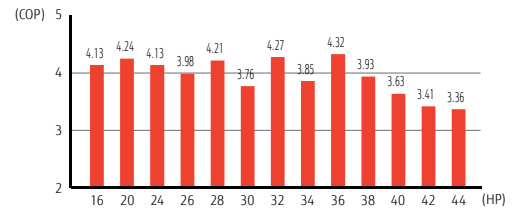
Efficiency in actual operating conditions

The use of our proprietary heat exchanger structure and high-efficiency DC twin-rotary compressors achieves the class-leading coefficient of performance (COP) in every combination.

Space saving combination



Energy efficiency combination



* These specifications are determined by Cassette combination.

*Multiple outdoor units are not certified by Eurovent.

The energy-saving technology that boosted operation efficiency



Powerful large propeller fan

The fan uses CFD* technology to achieve both high performance and low noise operation. *CFD: Computational Fluid Dynamics



3-phase DC fan motor

The use of a DC fan motor with sophisticated driver control improves energy efficiency substantially. In addition, low noise is realized by the DC fan motor.



Sine-wave DC inverter control

High-efficiency is realized by the adoption of reduced switching loss IPM.



4-face heat exchanger

The 4-face heat exchanger increases the effective surface area and significantly improves heat-exchanging efficiency.



Subcooling heat exchanger

High heat exchange efficiency is achieved by using an internal projection-shape double-pipe construction.



High-efficient, large-capacity DC twin-rotary compressor

Large-capacity high-efficient DC twin-rotary compressor with excellent intermediate capability.



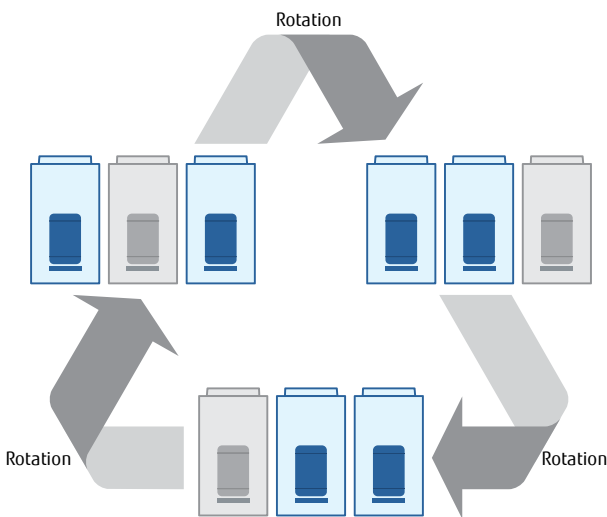
Front intake port (Corner cut air inlet structure)

In multiple outdoor unit installations, the unique front intake design improves airflow into the heat exchanger.

High Reliability

Outdoor unit rotation

The compressor starting order is rotated to equalize the cumulative running time of each unit.

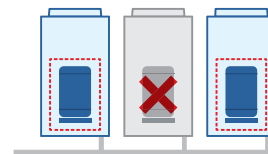


The start and stop timings are alternated among connected compressors.

Backup operation

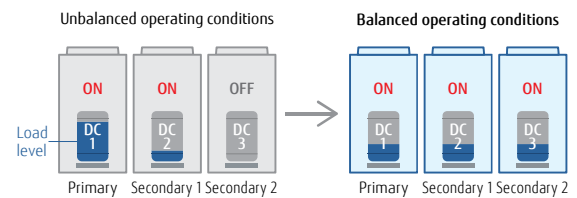
If one compressor fails, the other compressors will initiate backup operation*.

Note: Backup operation may not be possible depending on the cause of failure.



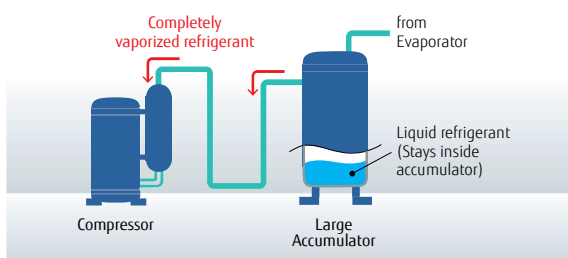
Advanced refrigerant control

Compressor control logic controls the inverter speed to balance the mass airflow rate of refrigerant in each outdoor unit.




Protection against liquid flowback

The use of a large accumulator means that refrigerant that has not been completely vaporized stays inside the accumulator to ensure no liquid refrigerant is fed into the compressor.




Blue fin heat exchanger

The anti-corrosion blue fin treatment is applied to the heat exchanger of the outdoor unit.



High-capacity connection

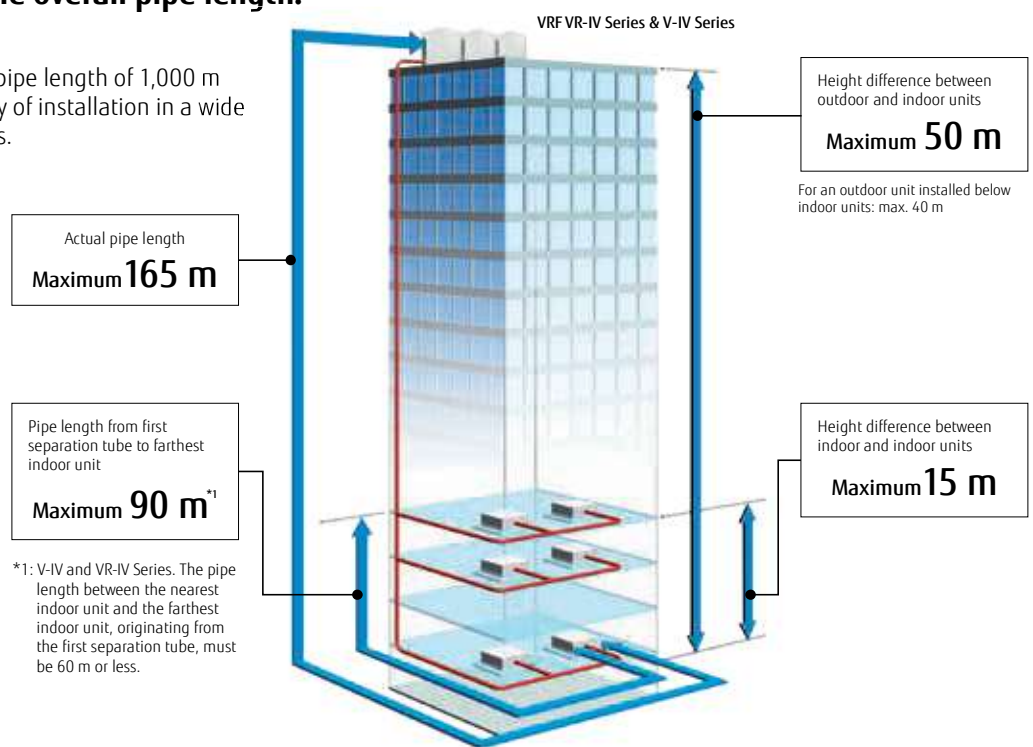
Series	Connectable indoor unit capacity range	Connectable indoor units
 VRF V-IV Series Heat Pump Modular type	50% to 150%	up to 64



Max. allowable overall pipe length: 1,000 m



The class-leading pipe length of 1,000 m increases flexibility of installation in a wide variety of buildings.

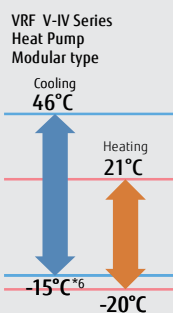


Wide operating temperature range

All outdoor units have a wide operating temperature range and can operate in extreme temperature conditions.

*6: When multiple outdoor units are connected, their operating temperature range is from -5°C to 46°C in cooling.

*7: The operating range is -15°C to 46°C only for systems with all indoor units rated at 5.6 kW or more.



Low ambient operation

Our refrigeration cycle technology enables cooling operation even at -15°C.



Outdoor units lineup • Combinations other than those listed below are not recommended.

Space saving combination

<p>22.4 kW (8 HP)</p>  <p>AJY072LALDH UNIT: AJY072LALDH</p>	<p>28.0 kW (10 HP)</p>  <p>AJY090LALDH UNIT: AJY090LALDH</p>	<p>33.5 kW (12 HP)</p>  <p>AJY108LALDH UNIT: AJY108LALDH</p>	<p>40.0 kW (14 HP)</p>  <p>AJY126LALDH UNIT: AJY126LALDH</p>	<p>45.0 kW (16 HP)</p>  <p>AJY144LALDH UNIT: AJY144LALDH</p>
<p>50.4 kW (18 HP)</p>  <p>AJY162LALDH UNIT: AJY090/072LALDH</p>	<p>56.0 kW (20 HP)</p>  <p>AJY180LALDH UNIT: AJY090/090LALDH</p>	<p>62.4 kW (22 HP)</p>  <p>AJY198LALDH UNIT: AJY126/072LALDH</p>	<p>68.0 kW (24 HP)</p>  <p>AJY216LALDH UNIT: AJY126/090LALDH</p>	<p>73.0 kW (26 HP)</p>  <p>AJY234LALDH UNIT: AJY144/090LALDH</p>
<p>78.5 kW (28 HP)</p>  <p>AJY252LALDH UNIT: AJY144/108LALDH</p>	<p>85.0 kW (30 HP)</p>  <p>AJY270LALDH UNIT: AJY144/126LALDH</p>	<p>90.0 kW (32 HP)</p>  <p>AJY288LALDH UNIT: AJY144/144LALDH</p>	<p>95.4 kW (34 HP)</p>  <p>AJY306LALDH UNIT: AJY144/090/072LALDH</p>	<p>101.0 kW (36 HP)</p>  <p>AJY324LALDH UNIT: AJY144/090/090LALDH</p>
<p>106.5 kW (38 HP)</p>  <p>AJY342LALDH UNIT: AJY144/108/090LALDH</p>	<p>113.0 kW (40 HP)</p>  <p>AJY360LALDH UNIT: AJY144/126/090LALDH</p>	<p>118.0 kW (42 HP)</p>  <p>AJY378LALDH UNIT: AJY144/144/090LALDH</p>	<p>123.5 kW (44 HP)</p>  <p>AJY396LALDH UNIT: AJY144/144/108LALDH</p>	<p>130.0 kW (46 HP)</p>  <p>AJY414LALDH UNIT: AJY144/144/126LALDH</p>
<p>135.0 kW (48 HP)</p>  <p>AJY432LALDH UNIT: AJY144/144/144LALDH</p>				

Energy efficiency combination

<p>44.8 kW (16 HP)</p>  <p>AJY144LALDHH UNIT: AJY072/072LALDH</p>	<p>55.9 kW (20 HP)</p>  <p>AJY180LALDHH UNIT: AJY108/072LALDH</p>	<p>67.2 kW (24 HP)</p>  <p>AJY216LALDHH UNIT: AJY072/072/072LALDH</p>	<p>72.8 kW (26 HP)</p>  <p>AJY234LALDHH UNIT: AJY090/072/072LALDH</p>	<p>78.3 kW (28 HP)</p>  <p>AJY252LALDHH UNIT: AJY108/072/072LALDH</p>
<p>84.8 kW (30 HP)</p>  <p>AJY270LALDHH UNIT: AJY126/072/072LALDH</p>	<p>89.4 kW (32 HP)</p>  <p>AJY288LALDHH UNIT: AJY108/108/072LALDH</p>	<p>95.9 kW (34 HP)</p>  <p>AJY306LALDHH UNIT: AJY126/108/072LALDH</p>	<p>100.5 kW (36 HP)</p>  <p>AJY324LALDHH UNIT: AJY108/108/108LALDH</p>	<p>107.0 kW (38 HP)</p>  <p>AJY342LALDHH UNIT: AJY126/108/108LALDH</p>
<p>113.5 kW (40 HP)</p>  <p>AJY360LALDHH UNIT: AJY126/126/108LALDH</p>	<p>120.0 kW (42 HP)</p>  <p>AJY378LALDHH UNIT: AJY126/126/126LALDH</p>	<p>125.0 kW (44 HP)</p>  <p>AJY396LALDHH UNIT: AJY144/126/126LALDH</p>		

8, 10 HP: AJY072LALDH / AJY090LALDH
 12, 14, 16 HP: AJY108LALDH / AJY126LALDH / AJY144LALDH



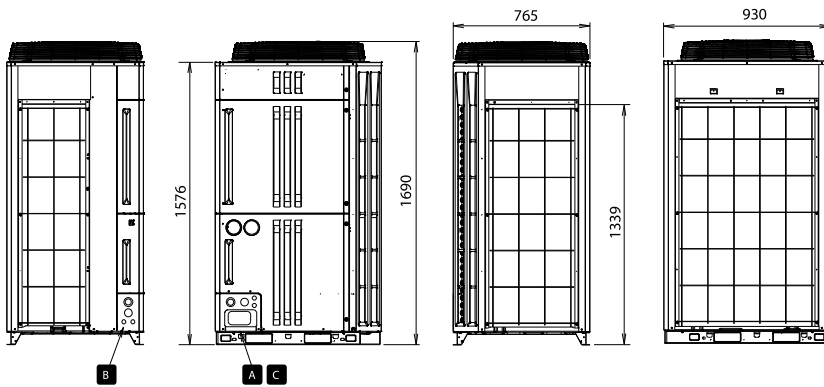
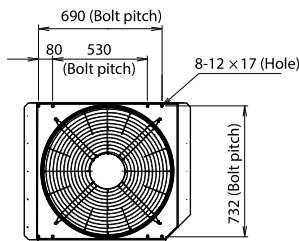
8, 10 HP

12, 14, 16 HP

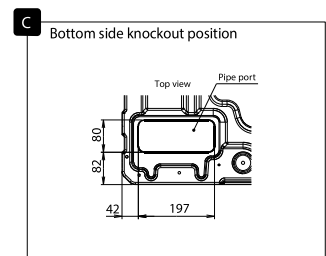
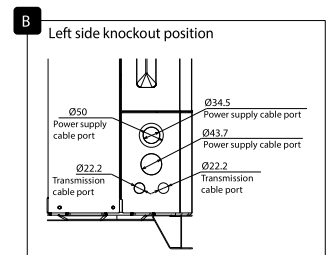
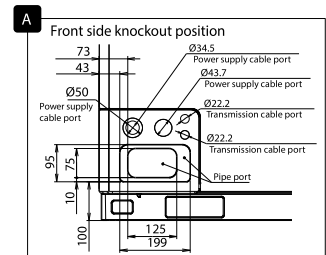
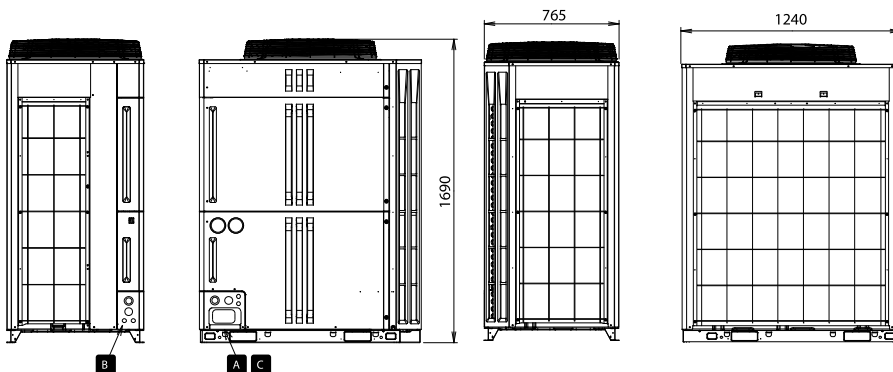
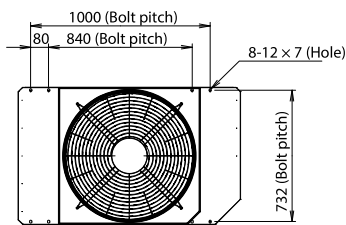
Dimensions

(Unit: mm)

8, 10 HP



12, 14, 16 HP



Outdoor unit specifications

Space saving combination

Rated capacity range		HP	8	10	12	14	16	18	20	22	24
Model name			AJY072LALDH	AJY090LALDH	AJY108LALDH	AJY126LALDH	AJY144LALDH	AJY162LALDH	AJY180LALDH	AJY198LALDH	AJY216LALDH
Unit 1			AJY072LALDH	AJY090LALDH	AJY108LALDH	AJY126LALDH	AJY144LALDH	AJY090LALDH	AJY090LALDH	AJY126LALDH	AJY126LALDH
Unit 2								AJY072LALDH	AJY090LALDH	AJY072LALDH	AJY090LALDH
Unit 3											AJY090LALDH
Maximum connectable indoor units*1			17	21	26	30	34	39	43	47	52
Connectable capacity range of indoor units		kW	11.2-33.6	14.0-42.0	16.8-50.2	20.0-60.0	22.5-67.5	25.2-75.6	28.0-84.0	31.2-93.6	34.0-102.0
Power source		3-phase, 4-wire, ~400 V, 50 Hz									
Capacity	Cooling	kW	22.4	28.0	33.5	40.0	45.0	50.4	56.0	62.4	68.0
	Nominal Heating		22.4	28.0	33.5	40.0	45.0	50.4	56.0	62.4	68.0
	Max. Heating		25.0	31.5	37.5	45.0	48.0	56.5	63.0	70.0	76.5
Input power	Cooling	kW	5.95	9.06	9.54	13.18	16.74	15.01	18.12	19.13	22.24
	Nominal Heating		5.42	7.44	7.76	11.74	13.76	12.86	14.88	17.16	19.18
	Max. Heating		6.26	8.98	9.48	14.00	15.02	15.24	17.96	20.26	22.98
EER	Cooling	W/W	3.76	3.09	3.51	3.03	2.68	3.36	3.09	3.26	3.06
	Nominal Heating		4.13	3.76	4.31	3.41	3.27	3.92	3.76	3.64	3.55
	Max. Heating		3.99	3.50	3.95	3.21	3.19	3.51	3.51	3.46	3.33
SEER	Cooling		7.09	6.56	7.33	6.67	6.18	6.83	6.56	6.64	6.62
	Heating		3.83	3.80	4.19	4.19	4.27	3.82	3.80	4.05	4.00
SCOP			281.0	259.0	290.0	264.0	244.0	270.0	259.0	262.5	261.5
ηc	Cooling	%	150.0	149.0	165.0	165.0	168.0	149.5	149.0	159.0	157.0
ηh	Heating										
Air flow rate	High	m³/h	11,100	11,100	13,000	13,000	13,700	11,100×2	11,100 × 2	13,000 + 11,100	13,000 + 11,100
Sound pressure level*2/	Cooling	dB(A)	58 / 79	58 / 79	58 / 81	62 / 84	63 / 86	61 / 82	61 / 82	63 / 85	63 / 85
Power level	Heating		59 / 80	60 / 81	60 / 83	64 / 85	65 / 87	63 / 84	63 / 84	65 / 86	65 / 86
Max. External static pressure		Pa	82	82	82	82	82	82	82	82	82
Compressor motor output		kW	7.5	7.5	11.0	11.0	11.0	7.5×2	7.5 × 2	11.0 + 7.5	11.0 + 7.5
Heat exchanger fin			Blue fin	Blue fin	Blue fin	Blue fin	Blue fin	Blue fin	Blue fin	Blue fin	Blue fin
Net Dimensions	Height	mm	1,690	1,690	1,690	1,690	1,690	1,690	1,690	1,690	1,690
	Width		930	930	1,240	1,240	1,240	930 × 2	930 × 2	1,240 + 930	1,240 + 930
	Depth		765	765	765	765	765	765	765	765	765
Weight		kg	252	252	275	275	275	252 × 2	252 × 2	275 + 252	275 + 252
Refrigerant	Type (Global Warming Potential)		R410A (2,088)	R410A (2,088)	R410A (2,088)	R410A (2,088)	R410A (2,088)	R410A (2,088)	R410A (2,088)	R410A (2,088)	R410A (2,088)
	Charge	kg (CO2eq-T)	11.7 (24.4)	11.7 (24.4)	11.8 (24.6)	11.8 (24.6)	11.8 (24.6)	11.7 × 2 (24.4 × 2)	11.7 × 2 (24.4 × 2)	11.8 + 11.7 (24.6 + 24.4)	11.8 + 11.7 (24.6 + 24.4)
Connection pipe diameter	Liquid	mm	12.70	12.70	12.70	12.70	12.70	15.88	15.88	15.88	15.88
	Gas		22.22	22.22	28.58	28.58	28.58	28.58	28.58	34.92	34.92
Operating Range	Cooling	°CDB	-15 to 46	-15 to 46	-15 to 46	-15 to 46	-15 to 46	-5 to 46	-5 to 46	-5 to 46	-5 to 46
	Heating		-20 to 21	-20 to 21	-20 to 21	-20 to 21	-20 to 21	-20 to 21	-20 to 21	-20 to 21	-20 to 21
Unit List Price		£	7,268	8,049	9,720	11,390	13,756	15,317	16,098	18,658	19,439

Energy Efficiency Combination

Rated capacity range		HP	16	20	24	26	28	30
Model name			AJY144LALDHH	AJY180LALDHH	AJY216LALDHH	AJY234LALDHH	AJY252LALDHH	AJY270LALDHH
Unit 1			AJY072LALDH	AJY108LALDH	AJY072LALDH	AJY090LALDH	AJY108LALDH	AJY126LALDH
Unit 2			AJY072LALDH	AJY072LALDH	AJY072LALDH	AJY072LALDH	AJY072LALDH	AJY072LALDH
Unit 3					AJY072LALDH	AJY072LALDH	AJY072LALDH	AJY072LALDH
Maximum connectable indoor units*1			34	43	52	56	60	64
Connectable capacity range of indoor units		kW	22.4-67.2	28.0-83.8	33.6-100.8	36.4-109.2	39.2-117.4	42.4-127.2
Power source		3-phase, 4-wire, ~400 V, 50 Hz						
Capacity	Cooling	kW	44.8	55.9	67.2	72.8	78.3	84.8
	Nominal Heating		44.8	55.9	67.2	72.8	78.3	84.8
	Max. Heating		50.0	62.5	75.0	81.5	87.5	95.0
Input power	Cooling	kW	11.90	15.49	17.85	20.96	21.44	25.08
	Nominal Heating		10.84	13.18	16.26	18.28	18.60	22.58
	Max. Heating		12.52	15.74	18.78	21.50	22.00	26.52
EER	Cooling	W/W	3.76	3.61	3.76	3.47	3.65	3.38
	Nominal Heating		4.13	4.24	4.13	3.98	4.21	3.76
	Max. Heating		3.99	3.97	3.99	3.79	3.98	3.58
SEER	Cooling		7.09	7.21	7.09	6.91	7.17	6.79
	Heating		3.83	4.01	3.83	3.82	3.95	3.98
SCOP			281.0	285.5	281.0	273.7	284.0	275.3
ηc	Cooling	%	150.0	157.5	150.0	149.7	155.0	155.0
ηh	Heating							
Air flow rate	High	m³/h	11,100 × 2	13,000 + 11,100	11,100 × 3	11,000 × 3	13,000 + 11,100 × 2	13,000 + 11,100 × 2
Sound pressure level*2/	Cooling	dB(A)	61 / 82	61 / 83	63 / 84	63 / 84	63 / 85	65 / 86
Power level	Heating		62 / 83	63 / 85	64 / 85	64 / 85	64 / 86	66 / 87
Max. External static pressure		Pa	82	82	82	82	82	82
Compressor motor output		kW	7.5 × 2	11.0 + 7.5	7.5 × 3	7.5 × 3	11.0 + 7.5 × 2	11.0 + 7.5 × 2
Heat exchanger fin			Blue fin	Blue fin	Blue fin	Blue fin	Blue fin	Blue fin
Net Dimensions	Height	mm	1,690	1,690	1,690	1,690	1,690	1,690
	Width		930 × 2	1,240 + 930	930 × 3	930 × 3	1,240 + 930 × 2	1,240 + 930 × 2
	Depth		765	765	765	765	765	765
Weight		kg	252 × 2	275 + 252	252 × 3	252 × 3	275 + 252 × 2	275 + 252 × 2
Refrigerant	Type (Global Warming Potential)		R410A (2,088)	R410A (2,088)	R410A (2,088)	R410A (2,088)	R410A (2,088)	R410A (2,088)
	Charge	kg (CO2eq-T)	11.7 × 2 (24.4 × 2)	11.8 + 11.7 (24.6 + 24.4)	11.7 × 3 (24.4 × 3)	11.7 × 3 (24.4 × 3)	11.8 + 11.7 × 2 (24.6 + 24.4 × 2)	11.8 + 11.7 × 2 (24.6 + 24.4 × 2)
Connection pipe diameter	Liquid	mm	12.70	15.88	15.88	15.88	15.88	19.05
	Gas		28.58	28.58	34.92	34.92	34.92	34.92
Operating Range	Cooling	°CDB	-5 to 46	-5 to 46	-5 to 46	-5 to 46	-5 to 46	-5 to 46
	Heating		-20 to 21	-20 to 21	-20 to 21	-20 to 21	-20 to 21	-20 to 21
Unit List Price		£	14,536	16,988	21,804	22,585	24,256	25,921

Note: Specifications are subject to the following conditions:
 Cooling: Indoor temperature of 27°CDB/19°CWB, and outdoor temperature of 35°CDB/24°CWB.
 Heating: Indoor temperature of 20°CDB/(15°CWB), and outdoor temperature of 7°CDB/6°CWB.
 Pipe length: 7.5 m; Height difference between outdoor unit and indoor unit: 0 m.

When cooling operation is being conducted at an outdoor air temperature below -5°C, the outdoor unit must be installed in a position that is higher than or equal to that of the indoor units.
 * These specifications are determined by ducted combination.
 *Multiple outdoor units are not certified by Eurovent.

26	28	30	32	34	36	38	40	42	44	46	48
AJY234LALDH	AJY252LALDH	AJY270LALDH	AJY288LALDH	AJY306LALDH	AJY324LALDH	AJY342LALDH	AJY360LALDH	AJY378LALDH	AJY396LALDH	AJY414LALDH	AJY432LALDH
AJY144LALDH AJY090LALDH	AJY144LALDH AJY108LALDH	AJY144LALDH AJY126LALDH	AJY144LALDH AJY144LALDH	AJY144LALDH AJY090LALDH AJY072LALDH	AJY144LALDH AJY090LALDH AJY090LALDH	AJY144LALDH AJY108LALDH AJY090LALDH	AJY144LALDH AJY126LALDH AJY090LALDH	AJY144LALDH AJY144LALDH AJY090LALDH	AJY144LALDH AJY144LALDH AJY108LALDH	AJY144LALDH AJY144LALDH AJY126LALDH	AJY144LALDH AJY144LALDH AJY144LALDH
56 36.5-109.5	60 39.3-117.7	64 42.5-127.5	64 45.0-135.0	64 47.7-143.1	64 50.5-151.5	64 53.3-159.7	64 56.5-169.5	64 59.0-177.0	64 61.8-185.2	64 65.0-195.0	64 67.5-202.5
3-phase, 4-wire, ~400 V, 50 Hz											
73.0	78.5	85.0	90.0	95.4	101.0	106.5	113.0	118.0	123.5	130.0	135.0
73.0	78.5	85.0	90.0	95.4	101.0	106.5	113.0	118.0	123.5	130.0	135.0
79.5	85.5	93.0	96.0	104.5	111.0	117.0	124.5	127.5	133.5	141.0	144.0
25.80	26.28	29.92	33.48	31.75	34.86	35.34	38.98	42.54	43.02	46.66	50.22
21.20	21.52	25.50	27.52	26.62	28.64	28.96	32.94	34.96	35.28	39.26	41.28
24.00	24.50	29.02	30.04	30.26	32.98	33.48	38.00	39.02	39.52	44.04	45.06
2.83	2.99	2.84	2.69	3.00	2.90	3.01	2.90	2.77	2.87	2.79	2.69
3.44	3.65	3.33	3.27	3.58	3.53	3.68	3.43	3.38	3.50	3.31	3.27
3.31	3.49	3.20	3.20	3.45	3.37	3.49	3.28	3.27	3.38	3.20	3.20
6.37	6.76	6.43	6.18	6.61	6.43	6.69	6.47	6.31	6.56	6.34	6.18
4.04	4.23	4.23	4.27	3.97	3.96	4.09	4.09	4.11	4.24	4.24	4.27
251.5	267.0	254.0	244.0	261.3	254.0	264.3	255.7	249.0	259.3	250.7	244.0
158.5	166.5	166.5	168.0	155.7	155.3	160.7	160.7	161.7	167.0	167.0	168.0
13,700 + 11,100	13,700 + 13,000	13,700 + 13,000	13,700 × 2	13,700+11,100×2	13,700+11,100×2	13,700+13,000+11,100	13,700 + 13,000+ 11,100	13,700 × 2 + 11,100	13,700×2+13,000	13,700×2+13,000	13,700 × 3
64 / 87	64 / 87	66 / 88	66 / 89	65 / 87	65 / 87	65 / 88	66 / 89	67 / 89	67 / 90	67 / 90	68 / 91
66 / 88	66 / 88	68 / 89	68 / 90	67 / 89	67 / 89	67 / 89	68 / 90	69 / 91	69 / 91	69 / 91	70 / 92
82	82	82	82	82	82	82	82	82	82	82	82
11.0 × 7.5	11.0×2	11.0 × 2	11.0 × 2	11.0×7.5×2	11.0×7.5×2	11.0 × 2 + 7.5	11.0 × 2 + 7.5	11.0 × 2 + 7.5	11.0×3	11.0×3	11.0×3
Blue fin	Blue fin	Blue fin	Blue fin	Blue fin	Blue fin	Blue fin	Blue fin	Blue fin	Blue fin	Blue fin	Blue fin
1,690	1,690	1,690	1,690	1,690	1,690	1,690	1,690	1,690	1,690	1,690	1,690
1,240 × 930	1,240 × 2	1,240 × 2	1,240 × 2	1,240 × 930 × 2	1,240 × 930 × 2	1,240 × 2 + 930	1,240 × 2 + 930	1,240 × 2 + 930	1,240 × 2 + 930	1,240 × 3	1,240 × 3
765	765	765	765	765	765	765	765	765	765	765	765
275 × 252	275 × 2	275 × 2	275 × 2	275 + 252 × 2	275 + 252 × 2	275 × 2 + 252	275 × 2 + 252	275 × 2 + 252	275 × 3	275 × 3	275 × 3
R410A (2,088)	R410A (2,088)	R410A (2,088)	R410A (2,088)	R410A (2,088)	R410A (2,088)	R410A (2,088)	R410A (2,088)	R410A (2,088)	R410A (2,088)	R410A (2,088)	R410A (2,088)
11.8 × 11.7 (24.6 × 24.4)	11.8 × 2 (24.6 × 2)	11.8 × 2 (24.6 × 2)	11.8 × 2 (24.6 × 2)	11.8 + 11.7 × 2 (24.6 × 24.4 × 2)	11.8 + 11.7 × 2 (24.6 × 24.4 × 2)	11.8 × 2 + 11.7 (24.6 × 2 + 24.4)	11.8 × 2 + 11.7 (24.6 × 2 + 24.4)	11.8 × 2 + 11.7 (24.6 × 2 + 24.4)	11.8 × 3 (24.6 × 3)	11.8 × 3 (24.6 × 3)	11.8 × 3 (24.6 × 3)
15.88	15.88	19.05	19.05	19.05	19.05	19.05	19.05	19.05	19.05	19.05	19.05
34.92	34.92	34.92	34.92	34.92	41.27	41.27	41.27	41.27	41.27	41.27	41.27
-5 to 46	-5 to 46	-5 to 46	-5 to 46	-5 to 46	-5 to 46	-5 to 46	-5 to 46	-5 to 46	-5 to 46	-5 to 46	-5 to 46
-20 to 21	-20 to 21	-20 to 21	-20 to 21	-20 to 21	-20 to 21	-20 to 21	-20 to 21	-20 to 21	-20 to 21	-20 to 21	-20 to 21
21,805	23,476	25,146	27,512	29,073	29,854	31,525	33,195	35,561	37,232	38,902	41,268

32	34	36	38	40	42	44
AJY288LALDHH	AJY306LALDHH	AJY324LALDHH	AJY342LALDHH	AJY360LALDHH	AJY378LALDHH	AJY396LALDHH
AJY108LALDH AJY108LALDH AJY072LALDH	AJY126LALDH AJY108LALDH AJY072LALDH	AJY108LALDH AJY108LALDH AJY108LALDH	AJY126LALDH AJY108LALDH AJY108LALDH	AJY126LALDH AJY126LALDH AJY108LALDH	AJY126LALDH AJY126LALDH AJY126LALDH	AJY144LALDH AJY126LALDH AJY126LALDH
64 44.7-134.1	64 48.0-143.8	64 50.3-150.7	64 53.5-160.5	64 56.8-170.2	64 60.0-180.0	64 62.5-187.5
3-phase, 4-wire, ~400 V, 50 Hz						
89.4	95.9	100.5	107.0	113.5	120.0	125.0
89.4	95.9	100.5	107.0	113.5	120.0	125.0
100.0	107.5	112.5	120.0	127.5	135.0	138.0
25.03	28.67	28.62	32.26	35.90	39.54	43.10
20.94	24.92	23.28	27.26	31.24	35.22	37.24
25.22	29.74	28.44	32.96	37.48	42.00	43.02
3.57	3.34	3.51	3.32	3.16	3.03	2.90
4.27	3.85	4.32	3.93	3.63	3.41	3.36
3.97	3.61	3.96	3.64	3.40	3.21	3.21
7.25	7.03	7.33	7.11	6.89	6.67	6.51
4.07	4.07	4.19	4.19	4.19	4.19	4.22
287.0	278.3	290.0	281.3	272.7	264.0	257.3
160.0	160.0	165.0	165.0	165.0	165.0	166.0
13,000 × 2 + 11,100	13,000 × 2 + 11,100	13,000 × 3	13,000 × 3	13,000 × 3	13,000 × 3	13,700 + 13,000 × 2
63 / 85	65 / 87	63 / 86	65 / 87	66 / 88	67 / 89	67 / 90
64 / 87	66 / 88	65 / 88	67 / 89	68 / 89	69 / 90	69 / 91
82	82	82	82	82	82	82
11.0 × 2 + 7.5	11.0 × 2 + 7.5	11.0 × 3	11.0 × 3	11.0 × 3	11.0 × 3	11.0 × 3
Blue fin	Blue fin	Blue fin	Blue fin	Blue fin	Blue fin	Blue fin
1,690	1,690	1,690	1,690	1,690	1,690	1,690
1,240 × 2 + 930	1,240 × 2 + 930	1,240 × 3	1,240 × 3	1,240 × 3	1,240 × 3	1,240 × 3
765	765	765	765	765	765	765
275 × 2 + 252	275 × 2 + 252	275 × 3	275 × 3	275 × 3	275 × 3	275 × 3
R410A (2,088)	R410A (2,088)	R410A (2,088)	R410A (2,088)	R410A (2,088)	R410A (2,088)	R410A (2,088)
11.8 × 2 + 11.7 (24.6 × 2 + 24.4)	11.8 × 2 + 11.7 (24.6 × 2 + 24.4)	11.8 × 3 (24.6 × 3)	11.8 × 3 (24.6 × 3)	11.8 × 3 (24.6 × 3)	11.8 × 3 (24.6 × 3)	11.8 × 3 (24.6 × 3)
19.05	19.05	19.05	19.05	19.05	19.05	19.05
34.92	34.92	41.27	41.27	41.27	41.27	41.27
-5 to 46	-5 to 46	-5 to 46	-5 to 46	-5 to 46	-5 to 46	-5 to 46
-20 to 21	-20 to 21	-20 to 21	-20 to 21	-20 to 21	-20 to 21	-20 to 21
26,708	28,378	29,160	30,830	32,500	34,170	36,536

*1 Minimum connectable indoor unit number is 2.
However, the ARXC72 and ARXC90 can be used with a signal connection.
*2 The noise level is the value measured in an anechoic room.

When measured in an actual installation, the measured value is typically larger than the indicated value due to ambient noise and reflections.
* These specifications are determined by ducted combination.

VRF INDOOR UNITS

17 types and 95 models available to meet the requirements of any building design.

Indoor units for the VRF Systems are compact, highly efficient, quiet, and user-friendly. Fujitsu General offers a variety of types and capacities for its indoor units that are easy to install and maintain. In addition, a variety of optional parts are available to provide an even more desirable air conditioning experience to users.





- V-158 VRF Indoor Unit Lineup for J-VS
- V-160 Compact Cassette Grid type
- V-162 Low Static Pressure Duct Slim Duct/Slim Concealed Floor
- V-164 Wall-mounted type

- V-166 VRF Indoor Unit Lineup for J-IVS, J-IV, J-IVL, VR-IV, V-IV
- V-168 Compact Cassette Grid type
- V-170 Cassette Large type Circular Flow
- V-172 Cassette One-way Flow type
- V-174 3D Flow Cassette
- V-176 Mini Duct
- V-178 Slim Duct/Slim Concealed Floor
- V-180 Medium Static Pressure Duct
- V-182 High Static Pressure Duct
- V-184 Compact Floor
- V-186 Floor/Ceiling
- V-188 Ceiling
- V-190 Wall-mounted (EEV Internal/external)





VRF Indoor Unit Lineup for J-VS

Capacity range (kW)				1.1	1.7
Class				4	5
Cassette	Compact type	Compact Grid type/Standard type		AUXB004HLAH	AUXB005HLAH
Duct	Low Static Pressure Duct	Slim Duct (With drain pump)	 004 - 014 018 024	ARXD004HLAH	ARXD005HLAH
Wall-mounted type		Wall-mounted type	 004 - 014	ASYA004HCAH	ASYA005HCAH
		Wall-mounted type (EEV external)	 004 - 014	ASYE004HCAH	ASYE005HCAH
		This model requires the EV kit to be connected.			

	2.2 7	2.8 9	3.6 12	4.0 14	4.5 14	5.6 18	7.1 24
AUXB007HLAH	AUXB009HLAH	AUXB012HLAH			AUXB014HLAH	AUXB018HLAH	
ARXD007HLAH	ARXD009HLAH	ARXD012HLAH			ARXD014HLAH	ARXD018HLAH	ARXD024HLAH
ASYA007HCAH	ASYA009HCAH	ASYA012HCAH	ASYA014HCAH				
ASYE007HCAH	ASYE009HCAH	ASYE012HCAH	ASYE014HCAH				
This model requires the EV kit to be connected.							

*1: Production by order
 Specifications and design are subject to change without notice.
 *Products other than ducts can be connected to J-IV, J-IVS, J-IVL, V-IV, VR-IV

NEW **Switching room temperature sensing position for improved heating comfort (Option)**

The optional remote sensor kit (UTY-XSZXZ1) can be connected to the indoor unit to improve comfort by installing the unit at a height appropriate for the living environment.


Connectable products



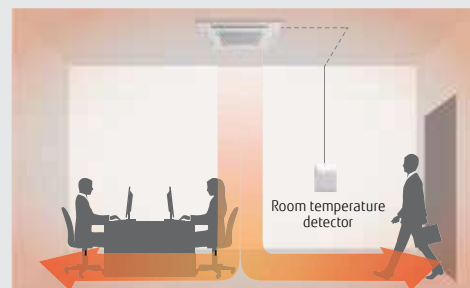
ALL Cassette types



ALL Duct types



ALL Wall-mounted types



NEW


Compact Cassette

Grid type



Compact and stylish panel

The compact and stylish panel fits nicely into a grid type ceiling. The linear design is a perfect fit into a grid of 620 mm × 620 mm in the ceiling.



Easy maintenance

You can access the unit for maintenance just by removing a ceiling panel right next to the grille. As no inspection hole needs to be cut through the ceiling, no additional construction cost is incurred.



The air inlet grille can be installed to open in any direction for easy maintenance.



Flexible installation

The unit fits nicely into the decor of a grid type ceiling and can be installed near a lighting or a ventilation opening.



High ceiling mode

The cassette can be installed up to a height of 3.0 m. (012/014/018).

Model code	Maximum height from floor to ceiling (m)	
	Standard mode	High ceiling mode
004	2.7	-
005	2.7	-
007	2.7	-
009	2.7	-
012	2.7	3.0
014	2.7	3.0
018	2.7	3.0

**Model: AUXB004HLAH / AUXB005HLAH / AUXB007HLAH / AUXB009HLAH
AUXB012HLAH / AUXB014HLAH / AUXB018HLAH**



Specifications

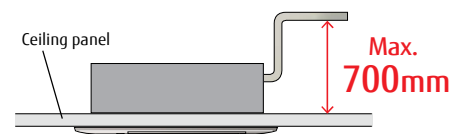
Model name			AUXB004HLAH	AUXB005HLAH	AUXB007HLAH	AUXB009HLAH	AUXB012HLAH	AUXB014HLAH	AUXB018HLAH
Power source			Single phase, 220-240V, 50Hz						
Capacity	Cooling	kW	1.1	1.7	2.2	2.8	3.6	4.5	5.6
	Heating		1.3	1.9	2.8	3.2	4.1	5.0	6.3
Input power		W	21	21	23	24	27	33	50
Airflow rate (Cooling / Heating)*	High	m ³ /h	530	530	540	550	600	680	820
	Med-High		490 / 480	490 / 480	500	520	560	620	660
	Med		450 / 430	450 / 430	460	480	520	560	590
	Med-Low		420 / 380	420 / 380	420	440	480	500	520
	Low		390 / 340	390 / 340	390	400	430	440	460
Sound pressure level (Cooling / Heating)*	Quiet	dB(A)	350 / 300	350 / 300	350	350	390	390	400
	High		34	34	34	35	37	39	45
	Med-High		32 / 31	32 / 31	32	33	34	37	39
	Med		30 / 29	30 / 29	30	31	33	34	36
	Med-Low		28 / 26	28 / 26	28	29	31	32	33
Low	27 / 24	27 / 24	27	27	29	30	30		
Quiet	25 / 21	25 / 21	25	25	25	27	27	27	
Net Dimensions (H × W × D)		mm	245 × 570 × 570						
Weight		kg	14.5	14.5	15	15	15.5	15.5	17
Connection pipe diameter	Liquid (Flare)	Inch	1/4	1/4	1/4	1/4	1/4	1/4	1/4
	Gas (Flare)		3/8	3/8	3/8	3/8	1/2	1/2	1/2
Cassette Grille	Model name	UTG-UFYH-W							
	Net Dimensions (H × W × D)	mm	49 × 620 × 620						
	Weight	kg	2.3	2.3	2.3	2.3	2.3	2.3	2.3
Indoor Unit List Price		£	Future Release Price To Be Confirmed						
Grille List Price		£	Future Release Price To Be Confirmed						

Note: Specifications are subject to the following conditions:
Cooling: Indoor temperature of 27°CDB/19°CWB, and outdoor temperature of 35°CDB/24°CWB.
Heating: Indoor temperature of 20°CDB/15°CWB, and outdoor temperature of 7°CDB/6°CWB.
Pipe length: 7.5 m; Height difference between outdoor unit and indoor unit: 0 m. Voltage: 230 [V]
*The value is the same for cooling and heating if there is one value.

Optional parts

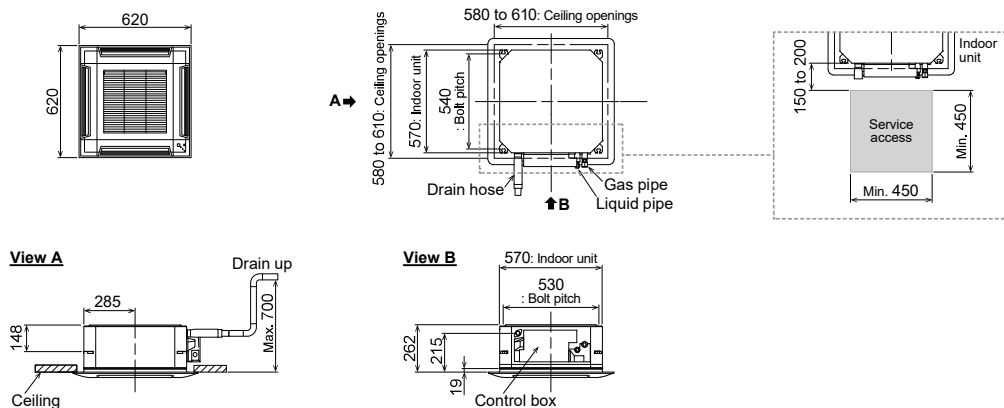
*For more details, please refer to the chapter "Optional parts".

Wireless remote controller:	UTY-LNVY	External power supply unit:	UTZ-GXXD
Fresh Air Intake Kit:	UTZ-VXAA	WLAN adapter:	UTY-TFSXJ3,
Silver Ion Filter:	UTD-HFAA		FG-AC-WIFI1Z1
Remote sensor kit:	UTY-XSZXZ1	Gas sensor kit:	UTY-SGZY
Cassette Grille:	UTG-UFYH-W	Expansion kit:	UTZ-JXXA



Dimensions

(Unit: mm)



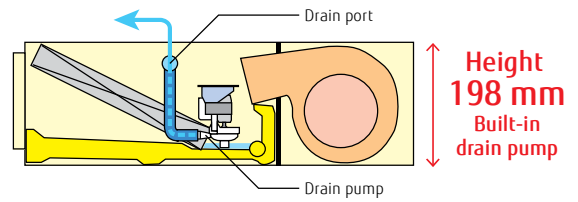
NEW

Low Static Pressure Duct Slim Duct



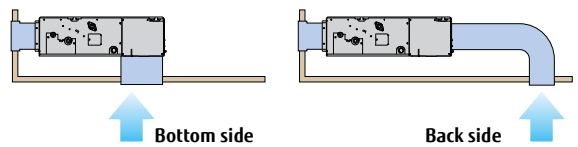
Slim design

Slim design allows for installation in a tight ceiling space.



Air intake

Air intake direction can be selected to match the installation site.



Wide range of static pressures

The use of a DC fan motor makes it possible to adjust the static pressure between 0 and 90 Pa. The static pressure range can be changed by a remote controller.



Static pressure range
0 to 90 Pa

* Q24 model static pressure range is 0 to 50 Pa.

Auto louver grille kit (Option)

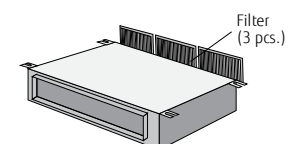
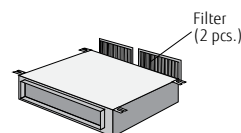
The optional clean-looking flat Auto louver blends into any interior and provides a comfortable airflow.



Filter (Accessory)

ARXD004-018

ARXD024



**Model: ARXD004HLAH / ARXD005HLAH / ARXD007HLAH / ARXD009HLAH
ARXD012HLAH / ARXD014HLAH / ARXD018HLAH / ARXD024HLAH**



ARXD004/005/007/009/012/014HLAH



ARXK018HLAH



ARXK024HLAH

Specifications

Model name		ARXD004HLAH	ARXD005HLAH	ARXD007HLAH	ARXD009HLAH	ARXD012HLAH	ARXD014HLAH	ARXD018HLAH	ARXD024HLAH	
Power source		Single phase, 220-240V, 50Hz								
Capacity	Cooling	1.1	1.7	2.2	2.8	3.6	4.5	5.6	7.1	
	Heating	1.3	1.9	2.8	3.2	4.0	5.0	6.3	8.0	
Input power	W	38	38	41	47	48	84	76	107	
Airflow rate	High	530	530	550	600	580	790	930	1,250	
	Med-High	480	480	520	550	550	720	880	1,180	
	Med	440	440	480	500	520	640	780	1,060	
	Med-Low	410	410	450	460	480	560	670	930	
	Low	370	370	400	400	430	470	580	810	
	Quiet	320	320	360	360	350	370	510	640	
Static pressure range	Pa	0 to 90	0 to 90	0 to 90	0 to 90	0 to 90	0 to 90	0 to 90	0 to 50	
Standard static pressure	Pa	25	25	25	25	25	25	25	25	
Sound pressure level	High	26	26	28	29	30	34	34	35	
	Med-High	26	26	26	27	28	32	31	32	
	Med	25	25	25	25	27	30	29	30	
	Med-Low	24	24	24	24	26	28	27	27	
	Low	22	22	22	22	24	25	25	24	
	Quiet	21	21	21	21	22	22	23	21	
Net Dimensions (H × W × D)	mm	198 × 700 × 620						198 × 900 × 620		198 × 1,100 × 620
Weight	kg	16	16	16.5	16.5	17	17	21	25	
Connection pipe diameter	Liquid (Flare)	1/4	1/4	1/4	1/4	1/4	1/4	1/4	3/8	
	Gas (Flare)	3/8	3/8	3/8	3/8	1/2	1/2	1/2	5/8	
Unit List Price	£	Future Release Price To Be Confirmed								

Note: Specifications are subject to the following conditions:

Cooling: Indoor temperature of 27°CDB/19°CWB, and outdoor temperature of 35°CDB/24°CWB.

Heating: Indoor temperature of 20°CDB/(15°CWB), and outdoor temperature of 7°CDB/6°CWB.

Pipe length: 7.5 m; Height difference between outdoor unit and indoor unit: 0 m. Voltage: 230 [V]

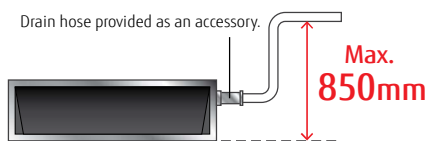
*1: This value is under cooling operation.

Optional parts

*For more details, please refer to the chapter "Optional parts".

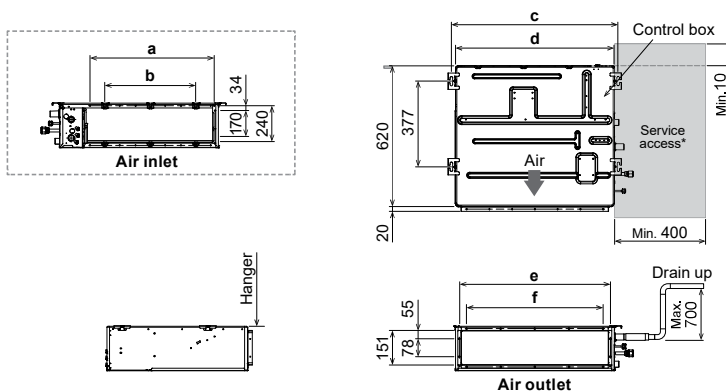
Wireless remote controller:	UTY-LNVY*	Auto Louver Grille Kit:	UTD-GXTA-W (004-014)
Remote sensor unit:	UTY-XSZXZ1		UTD-GXTB-W (018)
IR receiver unit:	UTY-TRHX		UTD-GXTC-W (024)
WLAN adapter:	UTY-TFSXJ3	Silver Ion Filter:	UTD-HFTA (004-014)
	FG-AC-WIF1Z1		UTD-HFTB (018)
External power supply unit:	UTZ-GXXD		UTD-HFTC (024)
Expansion kit:	UTZ-JXXA	Gas sensor kit:	UTY-SGZY

*IR receiver unit (UTY-TRHX) is required.



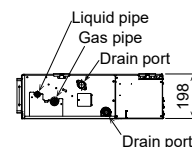
Dimensions

(Unit: mm)



	ARXD004-014HLAH	ARXD018HLAH	ARXD024HLAH
a	574	774	974
b	P200×2=400	P200×3=600	P200×4=800
c	734	934	1,134
d	700	900	1,100
e	650	850	1,050
f	P100×6=600	P100×8=800	P100×10=1,000

*The design of the service access depends on the installation method. Refer to the installation manual for more information.



NEW

Wall-mounted type



Highly-efficiency, compact design


The 004-014 models share the same design. The high-density and large heat exchanger achieves a highly-efficiency and compact design. The compact body blends in well with conference rooms and offices, providing comfortable air conditioning.

High-density heat exchanger



Slim tube design: 5 mm

Greater heat-exchanging capacity is achieved through the use of a high-density heat exchanger and a sub-heat exchanger.



More comfortable airflow

The unique power diffuser provides comfortable air conditioning.

Heating

The vertical airflow provides powerful floor-level heating.



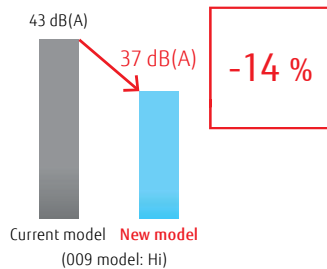
Cooling

The left/right airflow avoids blowing cool air directly at the occupants in a room.



Quiet operation & 6-Step fan speed control

The airflow pattern achieves significant noise reduction. Multistep airflow adjustment to suit the environment



- ### 6-Step Speed
- High
 - Med-High
 - Med
 - Med-Low
 - Low
 - Quiet

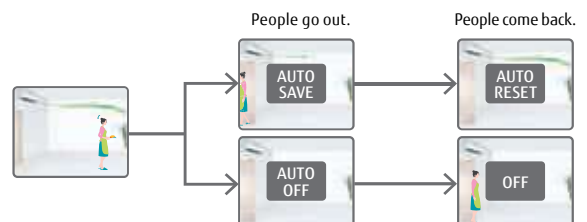


* Remote controller is compatible with the following: UTY-RNRYZ5 / UTY-RLRY / UTY-RSRY / UTY-RHRY / UTY-DCGYZ3 / UTY-ALGXZ1 / UTY-APGXZ1

The Occupancy sensor contributes to further energy savings.

Energy saving operation starts automatically by detecting the motion of a person. Two modes of save operation mode and stop mode can be selected.

*If you want to use the Occupancy sensor control function, you need an setting device that can set the Occupancy sensor control function. For example: Wired RC (Touch panel).



**Model: ASYA004CAH / ASYA005CAH / ASYA007CAH
 ASYA009CAH / ASYA012CAH / ASYA014CAH**

[external EEV]

**ASYE004CAH / ASYE005CAH / ASYE007CAH
 ASYE009CAH / ASYE012CAH / ASYE014CAH**



Specifications

Model name			ASYA004CAH	ASYA005CAH	ASYA007CAH	ASYA009CAH	ASYA012CAH	ASYA014CAH	ASYE004CAH	ASYE005CAH	ASYE007CAH	ASYE009CAH	ASYE012CAH	ASYE014CAH
Power source			Single phase, 220-240V, 50Hz						Single phase, 220-240V, 50Hz					
Capacity	Cooling	kW	1.1	1.7	2.2	2.8	3.6	4.0	1.1	1.7	2.2	2.8	3.6	4.0
	Heating		1.3	1.9	2.8	3.2	4.0	4.5	1.3	1.9	2.8	3.2	4.0	4.5
Input power			12	12	16	19	25	35	12	12	16	19	25	35
Airflow rate	High	m ³ /h	450	450	550	590	660	770	450	450	550	590	660	770
	Med-High		430	430	490	550	590	710	430	430	490	550	590	710
	Med		400	400	450	490	550	650	400	400	450	490	550	650
	Med-Low		380	380	390	420	510	590	380	380	390	420	510	590
	Low		360	360	360	360	450	530	360	360	360	360	450	530
	Quiet		310	310	320	320	320	320	310	310	320	320	320	320
Sound pressure level	High	dB(A)	31	31	34	37	40	44	31	31	34	37	40	44
	Med-High		30	30	32	34	37	42	30	30	32	34	37	42
	Med		28	28	30	32	34	40	28	28	30	32	34	40
	Med-Low		27	27	28	29	33	37	27	27	28	29	33	37
	Low		26	26	26	26	30	34	26	26	26	26	30	34
	Quiet		22	22	22	22	22	22	22	22	22	22	22	22
Net Dimensions (H × W × D)			mm						268 × 840 × 203					
Weight			kg						8, 8, 8.5, 8.5, 8.5, 8.5, 8, 8, 8.5, 8.5, 8.5, 8.5					
Connection pipe diameter	Liquid (Flare)	Inch	1/4	1/4	1/4	1/4	1/4	1/4	1/4	1/4	1/4	1/4	1/4	1/4
	Gas (Flare)		3/8	3/8	3/8	3/8	1/2	1/2	3/8	3/8	3/8	3/8	1/2	1/2
EV kit (optional)			-						UTR-EV09XC, UTR-EV14XC					
Indoor Unit List Price			£						Future Release Price To Be Confirmed					
EEV List Price			£						Future Release Price To Be Confirmed					

Note: Specifications are subject to the following conditions:

Cooling: Indoor temperature of 27°CDB/19°CWB, and outdoor temperature of 35°CDB/24°CWB.

Heating: Indoor temperature of 20°CDB/(15°CWB), and outdoor temperature of 7°CDB/6°CWB.

Pipe length: 7.5 m; Height difference between outdoor unit and indoor unit: 0 m. Voltage: 230 [V]

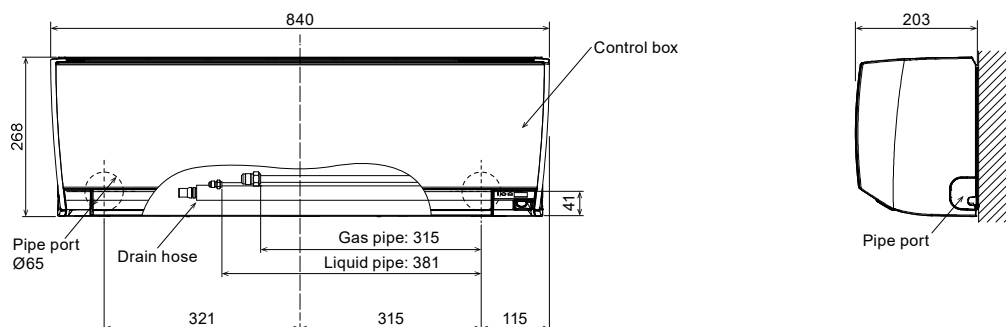
When connecting ASY*004G**H, ASY*007G**H, ASY*009G**H to an outdoor unit other than the outdoor unit of the J-IVL Series, the gas pipe diameter should be 1/2 inch.

Optional parts *For more details, please refer to the chapter "Optional parts".
















Wireless remote controller: UTY-LNVY
 External power supply unit: UTZ-GXXD
 WLAN adapter: UTY-TFSXJ3, FG-AC-WIF1Z1
 Silver Ion Filter: UTR-FA16-5
 Remote sensor kit: UTY-XSZXZ1
 Gas sensor kit: UTY-SGZY
 Expansion kit: UTZ-JXXA

Dimensions

(Unit: mm)



VRF Indoor Unit Lineup for J-IVS J-IV J-IVL VR-IV V-IV

Capacity range (kW)				1.1	2.2	2.8	3.6
Class				4	7	9	12
Cassette	Compact type	Compact Grid type		AUXB 004 GLEH	AUXB 007 GLEH	AUXB 009 GLEH	AUXB 012 GLEH
	Large type	Circular Flow					
	One-way Flow type	One-way Flow	 004 - 012 014 - 024	AUXV 004 GLEH	AUXV 007 GLEH	AUXV 009 GLEH	AUXV 012 GLEH
	3D Flow type	3D Flow					
Duct	Low Static Pressure Duct	Mini Duct (With drain pump)	 004 - 014 018 024	ARXK 004 GLGH	ARXK 007 GLGH	ARXK 009 GLGH	ARXK 012 GLGH
		Slim Duct (With drain pump)	 04/007 - 014 018 024	ARXD 04 GALH*2	ARXD 007 GLEH	ARXD 009 GLEH	ARXD 012 GLEH
	Medium static pressure duct	Normal					
	High Static Pressure Duct	Normal	 036/45 - 60 072 - 090 096				
Floor	Floor (*Same as Ceiling models)						ABYA 012 GTEH
	Slim Concealed Floor (*Same as Slim Duct models)	 04/007 - 014 018 024	ARXD 04 GALH*2	ARXD 007 GLEH	ARXD 009 GLEH	ARXD 012 GLEH	ARXD 012 GLEH
	Compact Floor		AGYA 004 GCGH	AGYA 007 GCGH	AGYA 009 GCGH	AGYA 012 GCGH	AGYA 012 GCGH
	Compact Floor (EEV external)		AGYE 004 GCEH	AGYE 007 GCEH	AGYE 009 GCEH	AGYE 012 GCEH	AGYE 012 GCEH
				This model requires the EV kit to be connected.			
Ceiling		 012 - 024 030 - 054					ABYA 012 GTEH
Wall-mounted type	Wall-mounted type	 004 - 014 18 - 24 030 - 034	ASYA 004 GCGH	ASYA 007 GCGH	ASYA 009 GCGH	ASYA 012 GCGH	ASYA 012 GCGH
	Wall-mounted type (EEV external)	 004 - 014	ASYE 004 GCEH	ASYE 007 GCEH	ASYE 009 GCEH	ASYE 012 GCEH	ASYE 012 GCEH
				This model requires the EV kit to be connected.			

NEW Switching room temperature sensing position for improved heating comfort (Option)

The optional remote sensor kit (UTY-XSZXZ1) can be connected to the indoor unit to improve comfort by installing the unit at a height appropriate for the living environment.

Connectable products



ALL Cassette types

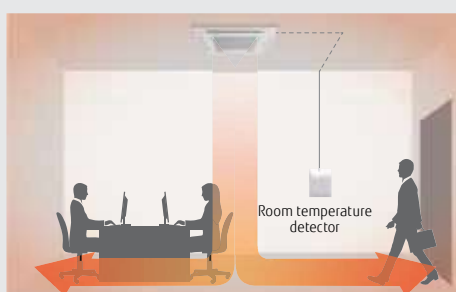


ALL Duct types



ALL Wall-mounted types

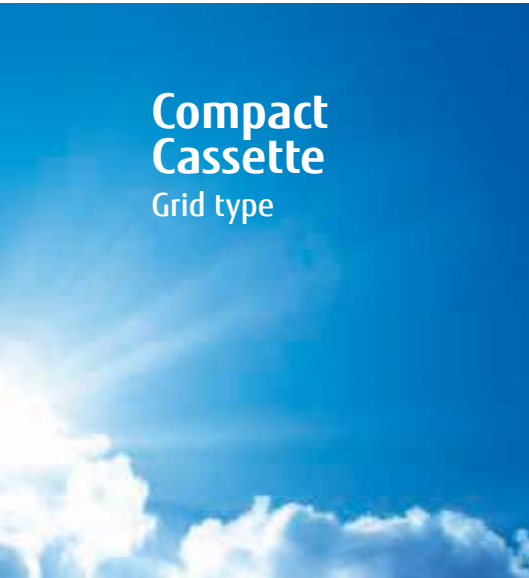
	4.0	4.5	5.6	7.1	9.0	10.0	11.2	12.5	14.0	18.0	22.4	25.0	28.0
	14	14	18	24	30	34	36	45	54	60	72	90	96
		AUXB 014 GLEH	AUXB 018 GLEH	AUXB 024 GLEH									
			AUXK 018 GLEH	AUXK 024 GLEH	AUXK 030 GLEH	AUXK 034 GLEH	AUXK 036 GLEH	AUXK 045 GLEH	AUXK 054 GLEH				
		AUXV 014 GLEH	AUXV 018 GLEH	AUXV 024 GLEH									
			AUXS 018 GLEH	AUXS 024 GLEH									
		ARXK 014 GLGH	ARXK 018 GLGH	ARXK 024 GLGH									
		ARXD 014 GLEH	ARXD 018 GLEH	ARXD 024 GLEH									
				ARXA 024 GLEH	ARXA 030 GLEH		ARXA 036 GLEH	ARXA 045 GLEH					
							ARXC 036 GTEH	ARXC 045 GTEH		ARXC 060 GTEH*1	ARXC 072 GTEH*1	ARXC 090 GTEH*1	ARXC 096 GTEH*1
		ABYA 014 GTEH	ABYA 018 GTEH	ABYA 024 GTEH									
		ARXD 014 GLEH	ARXD 018 GLEH	ARXD 024 GLEH									
	AGYA 014 GCCGH												
	AGYE 014 GCEH												
		ABYA 014 GTEH	ABYA 018 GTEH	ABYA 024 GTEH	ABYA 030 GTEH		ABYA 036 GTEH	ABYA 045 GTEH	ABYA 054 GTEH				
	ASYA 014 GCCGH		ASYA 18 GBCH	ASYA 24 GBCH	ASYA 030 GTEH	ASYA 034 GTEH							
	ASYE 014 GCEH												



*1: ARXC060/072/090/096G cannot be connected to J-IVS/J-IV Series.
 *2: ARXD04GALH cannot be connected to J-IVS/J-IVJ-IVL/VR-IV Series.
 Specifications and design are subject to change without notice.


Compact Cassette

Grid type



Compact and stylish panel

The compact and stylish panel fits nicely into a grid type ceiling. The linear design is a perfect fit into a grid of 620 mm × 620 mm in the ceiling.



Easy maintenance

You can access the unit for maintenance just by removing a ceiling panel right next to the grille. As no inspection hole needs to be cut through the ceiling, no additional construction cost is incurred.



The air inlet grille can be installed to open in any direction for easy maintenance.



Flexible installation

The unit fits nicely into the decor of a grid type ceiling and can be installed near a lighting or a ventilation opening.



High ceiling mode

The cassette can be installed up to a height of 3.0 m. (012/014/018/024).

Model code	Maximum height from floor to ceiling (m)	
	Standard mode	High ceiling mode
004	2.7	-
007	2.7	-
009	2.7	-
012	2.7	3.0
014	2.7	3.0
018	2.7	3.0
024	2.7	3.0

**Model: AUXB004GLEH / AUXB007GLEH / AUXB009GLEH
AUXB012GLEH / AUXB014GLEH / AUXB018GLEH
AUXB024GLEH**



Specifications

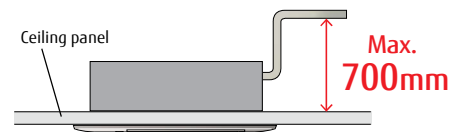
Model name			AUXB004GLEH	AUXB007GLEH	AUXB009GLEH	AUXB012GLEH	AUXB014GLEH	AUXB018GLEH	AUXB024GLEH
Power source			Single phase, ~230 V, 50 Hz						
Capacity	Cooling	kW	1.1	2.2	2.8	3.6	4.5	5.6	7.1
	Heating		1.3	2.8	3.2	4.1	5.0	6.3	8.0
Input power			23	25	25	29	35	36	84
Airflow rate	High	m ³ /h	530/530	540	550	600	680	710	1,030
	Med-High		490/480	500	520	560	620	660	910
	Med		450/430	460	480	520	560	590	790
	Med-Low		420/380	420	440	480	500	520	680
	Low		390/340	390	400	430	440	460	560
	Quiet		350/300	350	350	390	390	400	450
Sound pressure level	High	dB(A)	34/34	34	35	37	38	41	50
	Med-High		32/31	32	33	34	37	39	46
	Med		30/29	30	31	33	34	36	43
	Med-Low		28/26	28	29	31	32	33	39
	Low		27/24	27	27	29	30	30	35
	Quiet		25/21	25	25	27	27	27	30
Net Dimensions (H × W × D)			245 × 570 × 570	245 × 570 × 570	245 × 570 × 570	245 × 570 × 570	245 × 570 × 570	245 × 570 × 570	245 × 570 × 570
Weight			14.5	15	15	15	15	17	17
Connection pipe diameter	Liquid (Flare)	Inch	1/4	1/4	1/4	1/4	1/4	1/4	3/8
	Gas (Flare)		3/8	3/8	3/8	1/2	1/2	1/2	5/8
Cassette Grille	Model name		UTG-UFYE-W						
	Net Dimensions (H × W × D)		49 × 620 × 620/50 × 700 × 700						
	Weight		2.3/2.6						
Indoor unit List Price			£ 996	996	1,018	1,049	1,118	1,171	1,296
Grille List Price			£			204			

Note: Specifications are subject to the following conditions:
Cooling: Indoor temperature of 27°CDB/19°CWB, and outdoor temperature of 35°CDB/24°CWB.
Heating: Indoor temperature of 20°CDB/15°CWB, and outdoor temperature of 7°CDB/6°CWB.
Pipe length: 7.5 m; Height difference between outdoor unit and indoor unit: 0 m. Voltage: 230 [V]
*1: This value is under cooling operation.

Optional parts

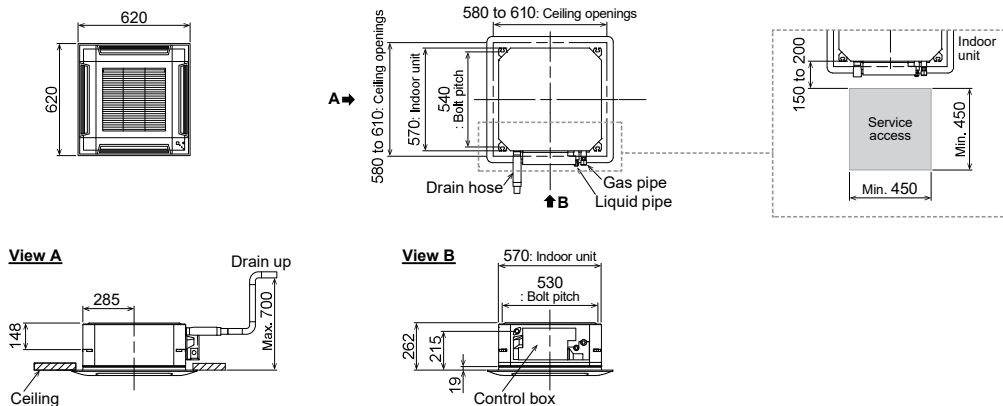
*For more details, please refer to the chapter "Optional parts".

- | | | | |
|-----------------------|------------|-----------------------------|---------------------|
| Cassette Grille: | UTG-UFYE-W | External power supply unit: | UTZ-GXXA, UTZ-GXXC* |
| Fresh Air Intake Kit: | UTZ-VXAA | WLAN adapter: | UTY-TFSXJ3, |
| Silver Ion Filter: | UTD-HFAA | | FG-AC-WIF1Z1 |
| Remote sensor kit: | UTY-XSZXZ1 | | |



Dimensions

(Unit: mm)



Cassette Large type Circular Flow



Unique circular flow design


This Cassette type air conditioner is equipped with a high performance DC fan motor, a turbo fan, and a louver to propel powerful airflows in all directions.

- Ø7 mm high-density heat exchanger
- New DC fan motor
- High-efficiency turbo fan
- Seamless airflow louver



Uniform temperature air conditioning


Achieve a comfortable air conditioning spread to every corner of the room by circular flow and wide vertical airflow.




Individual louver control

Each louver can be set individually by the Touch panel wired remote controller so the user can enjoy the comfort of different directional airflows according to the room layout.

* UTY-RNRYZ5 Wired remote controller with touch panel and UTY-DCGYZ3 Central remote controller only



Comfortable air conditioning by preventing direct blowing of cold air and by providing swinging air flow simultaneously.



Provides efficient air conditioning based on the room layout

The Human sensor contributes to further energy savings.

Energy saving operation starts automatically by detecting the motion of a person. Two modes of save operation mode and stop mode can be selected.

* UTY-RNRYZ5 Wired remote controller with touch panel and UTY-DCGYZ3 Central remote controller only



Human sensor (Optional)

2 modes are available to choose from:

- Auto economy mode** The air conditioner switches to operate on reduced power when it detects that the room is unoccupied.
- Auto-off mode** The air conditioner stops operating when it detects that the room is unoccupied.

**Model: AUXK018GLEH / AUXK024GLEH / AUXK030GLEH
AUXK034GLEH / AUXK036GLEH / AUXK045GLEH
AUXK054GLEH**



Specifications

Model name			AUXK018GLEH	AUXK024GLEH	AUXK030GLEH	AUXK034GLEH	AUXK036GLEH	AUXK045GLEH	AUXK054GLEH
Power source			Single phase, ~230 V, 50 Hz						
Capacity	Cooling	kW	5.6	7.1	9.0	10.0	11.2	12.5	14.0
	Heating		6.3	8.0	10.0	11.2	12.5	14.0	16.0
Input power		W	40	40	47	47	61	89	116
Airflow rate	High	m ³ /h	1,420	1,420	1,440	1,440	1,620	1,820	2,040
	Med-High		1,360	1,360	1,400	1,400	1,500	1,590	1,800
	Med		1,300	1,300	1,340	1,340	1,400	1,500	1,590
	Med-Low		1,270	1,270	1,300	1,300	1,340	1,400	1,440
	Low		1,200	1,200	1,280	1,280	1,280	1,300	1,300
	Quiet		1,150	1,150	1,150	1,150	1,150	1,150	1,150
Sound pressure level	High	dB(A)	38	38	39	39	41	44	47
	Med-High		37	37	38	38	40	42	45
	Med		36	36	37	37	38	40	42
	Med-Low		35	35	36	36	37	38	39
	Low		34	34	35	35	36	36	36
	Quiet		33	33	33	33	33	33	33
Dimensions (H × W × D)		mm	288 × 840 × 840						
Weight		kg	26.5	26.5	29.5	29.5	29.5	29.5	29.5
Connection pipe diameter	Liquid (Flare)	Inch	1/4	3/8	3/8	3/8	3/8	3/8	3/8
	Gas (Flare)		1/2	5/8	5/8	5/8	5/8	5/8	5/8
Cassette Grille		UTG-UKYC-W (white) / UTG-UKYA-B (black)							
Model name		UTG-UKYC-W (white) / UTG-UKYA-B (black)							
Dimensions (H × W × D)		mm	53 × 950 × 950						
Weight		kg	6.0						
Indoor Unit List Price			£ 1,223	£ 1,311	£ 1,431	£ 1,549	£ 1,747	£ 1,764	£ 1,878
Grille List Price			£ (white) 227 / (black) 245						

Note: Specifications are subject to the following conditions:

Cooling: Indoor temperature of 27°CDB/19°CWB, and outdoor temperature of 35°CDB/24°CWB.

Heating: Indoor temperature of 20°CDB/15°CWB, and outdoor temperature of 7°CDB/6°CWB.

Pipe length: 7.5 m; Height difference between outdoor unit and indoor unit: 0 m. Voltage: 230 [V].

When AUX*018GLEH is connected to an outdoor unit other than one of the J-IVL Series, the pipe diameter should be 3/8 & 5/8 (Liquid/Gas).

When connecting AUXK036GLEH, AUXK045GLEH, and AUXK054GLEH to an outdoor unit other than the outdoor unit of the J-IVL Series, the gas pipe diameter should be 3/4 inch.

Optional parts

*For more details, please refer to the chapter "Optional parts".

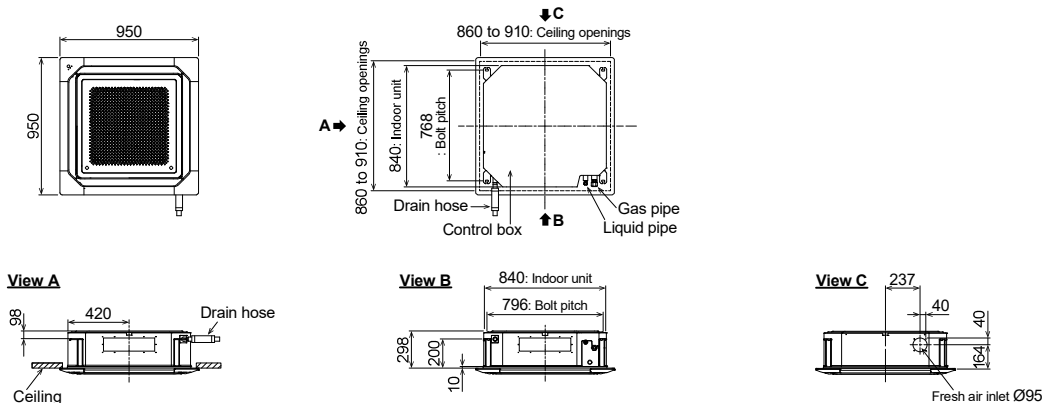
Cassette Grille White: UTG-UKYC-W
Cassette Grille Black: UTG-UKYA-B
Human sensor Kit: UTY-SHZXC
Fresh air intake kit: UTZ-VXRA

WLAN adaptor: UTY-TFSXJ3
FG-AC-WIFIZ1
External power supply unit: UTZ-GXXA, UTZ-GXXC*

IR Receiver Unit: UTY-LBHXD
Silver Ion Filter: UTD-HFRA
Remote sensor kit: UTY-XSZX21

Dimensions

(Unit: mm)



Cassette

One-way Flow type



Compact chassis size

The compact size allows easy installation in a variety of commercial facilities and environments.

- The height of the chassis is less than 200 mm for all models.
- All 4 to 12 kBtu models are less than 1,000 mm wide.
- The depth of the chassis is 570 mm, which fits nicely into a grid type ceiling.

Dimensions (Panel size) (Unit: mm)

	4	7	9	12	14	18	24
H		198 (43)				198 (43)	
W		785 (950)				1,190 (1,360)	
D		570 (620)				570 (620)	



Wide airflow range

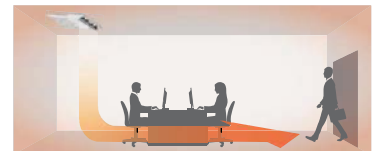
A large flap with a wide range of movements, equipped with louvers arranged triangularly, sends air into every corner of the room.



In cooling mode, the left/right airflow reaches every corner of the room without directly touching the human body to provide comfortable air conditioning.



In heating mode, warm air is directed downward toward the floor to warm the feet and lower body, while the head is kept relatively cool.



Note: This is a conceptual drawing. The performance of an air conditioner may vary depending on where it is installed, the size of the room, and its distance from the wall.

Quiet mode

The low operating noise makes the model ideal for use in hotel rooms.



**Model: AUXV004GLEH / AUXV007GLEH / AUXV009GLEH
AUXV012GLEH / AUXV014GLEH / AUXV018GLEH
AUXV024GLEH**



AUXV004/007/009/012GLEH



AUXV014/018/024GLEH

Specifications

Model name			AUXV004GLEH	AUXV007GLEH	AUXV009GLEH	AUXV012GLEH	AUXV014GLEH	AUXV018GLEH	AUXV024GLEH	
Power source			Single phase, ~230 V, 50 Hz							
Capacity	Cooling	kW	1.1	2.2	2.8	3.6	4.5	5.6	7.1	
	Heating		1.3	2.8	3.2	4.0	5.0	6.3	8.0	
Input power			W	30/30	42/42	42/42	60/60	38/38	56/56	99/99
Airflow rate*	High	m ³ /h	460	550	550	670	720	890	1,150	
	Med-High		440	440	440	520	660	840	1,020	
	Med		420	420	420	480	630	770	940	
	Med-Low		400	400	400	450	600	710	790	
	Low		380	380	380	410	580	660	700	
Sound pressure level*	Quiet	dB(A)	360	360	360	360	550	580	610	
	High		38	42	42	45	37	44	49	
	Med-High		37	37	37	41	36	43	47	
	Med		36	36	36	39	35	40	45	
	Med-Low		35	35	35	38	34	38	42	
Sound pressure level*	Low	dB(A)	33	33	33	36	33	36	39	
	Quiet		32	32	32	32	32	34	36	
	Net Dimensions (H × W × D)		mm	198 × 785 × 570	198 × 785 × 570	198 × 785 × 570	198 × 785 × 570	198 × 1,190 × 570	198 × 1,190 × 570	198 × 1,190 × 570
Weight			kg	18	19	19	26	26	27	
Connection pipe diameter	Liquid (Flare)	Inch	1/4	1/4	1/4	1/4	1/4	1/4	3/8	
	Gas (Flare)		3/8	3/8	3/8	1/2	1/2	1/2	5/8	
Cassette Grille	Model name		UTG-UNYA-W				UTG-UNYB-W			
	Net Dimensions (H × W × D)		mm				43 × 950 × 620			
	Weight		kg				6.5			
Indoor Unit List Price			£	1,000	1,014	1,049	1,122	1,184	1,188	1,283
Grille List Price			£	200				278		

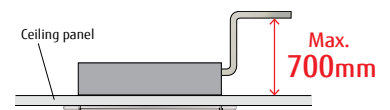
Note: Specifications are subject to the following conditions:
Cooling: Indoor temperature of 27°CDB/19°CWB, and outdoor temperature of 35°CDB/24°CWB.
Heating: Indoor temperature of 20°CDB/(15°CWB), and outdoor temperature of 7°CDB/6°CWB.
Pipe length: 7.5 m; Height difference between outdoor unit and indoor unit: 0 m. Voltage: 230 [V]

Optional parts *For more details, please refer to the chapter "Optional parts".

- WLAN adapter: UTY-TFSXJ3
FG-AC-WIF1Z1
- IR Receiver Unit: UTY-TRHX
- Cassette Grille: UTG-UNYA-W (004-012),
UTG-UNYB-W (014-024)
- External power supply unit: UTZ-GXXA, UTZ-GXXC*
- Remote sensor kit: UTY-XSZXZ1

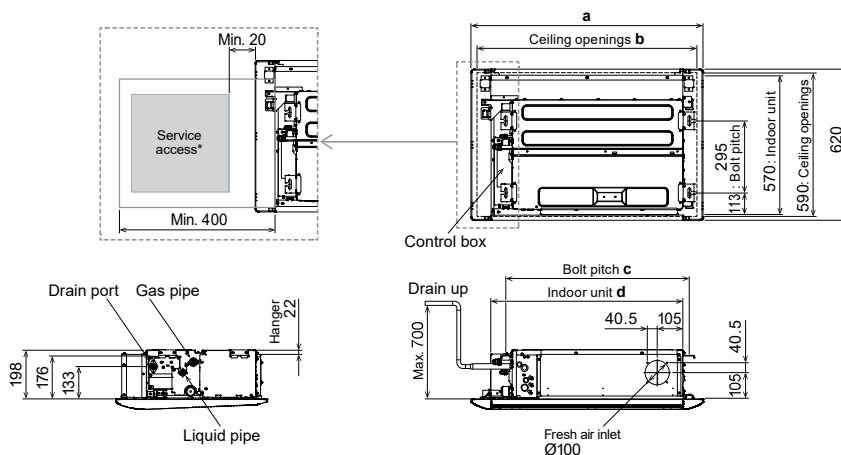
Flexible Installation

The L-shaped pipe kit allows for more flexible installation.
Equipped with a built-in drain pump as standard, which enables a maximum pipe height difference of 700 m from the ceiling.



Dimensions

(Unit: mm)



	AUXV 004 / 007 / 009 / 012 GLEH	AUXV 014 / 018 / 024 GLEH
a	950	1,360
b	920	1,330
c	752	1,152
d	785	1,190

*The design of the service access depends on the installation method. Refer to the installation manual for more information.

3D Flow Cassette



3 individually controlled air outlet ports

The Comfortable airflow setting enables the left and right air outlet ports as well as the wide center port to work together to provide a comfortable room environment.

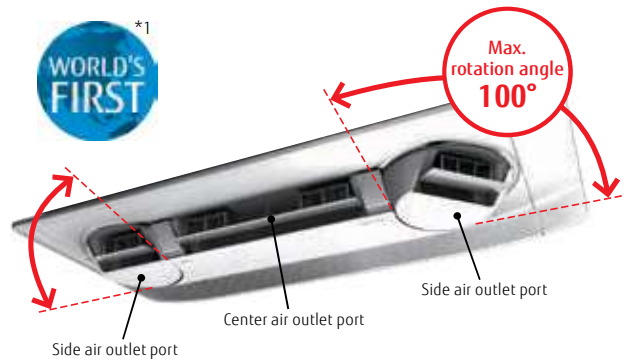
Temperature distribution during cooling and heating (when set to Comfortable airflow)



Testing conditions: Model AUXS024GLEH running cooling operation with the air volume set to "Hi" to maintain the room temperature at 18°C with the outdoor temperature at 35°C, tested in our 40m² environmental test room



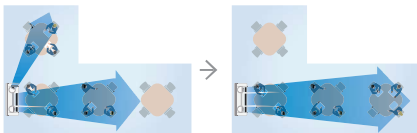
Testing conditions: Model AUXS024GLEH running heating operation with the air volume set to "Hi" to maintain the room temperature at 30°C with the outdoor temperature at 7°C, tested in our 40m² environmental test room



*1: Announced 2018. In the category of room air conditioners for the home (source: Fujitsu General Limited).

Individual airflow setting

The individual airflow setting function optimizes the airflow direction to match the room layout.



Adjusts airflows from the side air outlet ports to match the layout and usage of the room to minimize the amount of wasted airflow.



The airflow is optimally controlled to provide improved comfort in a narrow room.

Individual control of air outlet ports

Individual airflow can be set using a Wired remote controller with touch panel and Central remote controller*. The airflow from each air outlet port can be set individually.



Wired remote controller with Touch Panel
UTY-RNRYZ5



Central remote controller
UTY-DCGYZ3

* Feature available only on UTY-RNRYZ5 Wired remote controller with touch panel and UTY-DCGYZ3 Central remote controller

High energy saving

The structural design to take in a larger volume of air and blow air out more smoothly reduces air blowing loss and achieves class-leading energy-saving performance.



Low power consumption
20 W*

*: 018 model



Specifications

Model name			AUXS018GLEH	AUXS024GLEH
Power source			Single phase, ~230 V, 50 Hz	
Capacity	Cooling	kW	5.60	7.10
	Heating		6.30	8.00
Input power		W	20/28	34/43
Airflow rate*	High	m ³ /h	750/870	950/1,040
	Med-High		710/830	890/990
	Med		690/780	860/930
	Med-Low		660/740	810/880
	Low		630/700	770/840
Sound pressure level*	Quiet	dB(A)	540/540	540/540
	High		38/41	43/46
	Med-High		36/40	42/45
	Med		35/39	41/43
	Med-Low		35/37	40/42
Sound pressure level*	Low	dB(A)	33/36	38/40
	Quiet		29/29	29/29
	Quiet		29/29	29/29
Net Dimensions (H × W × D)		mm	200 × 1,240 × 500	200 × 1,240 × 500
Weight		kg	25	25
Connection pipe diameter	Liquid (Flare)	mm	6.35	9.52
	Gas (Flare)		12.70	15.88
Cassette Grille	Model name		UTG-USYA-W	
	Net Dimensions (H × W × D)		85 × 1,350 × 580	
	Weight		11.5	
Indoor Unit List Price		£	1,699	1,871
Grille List Price		£	286	

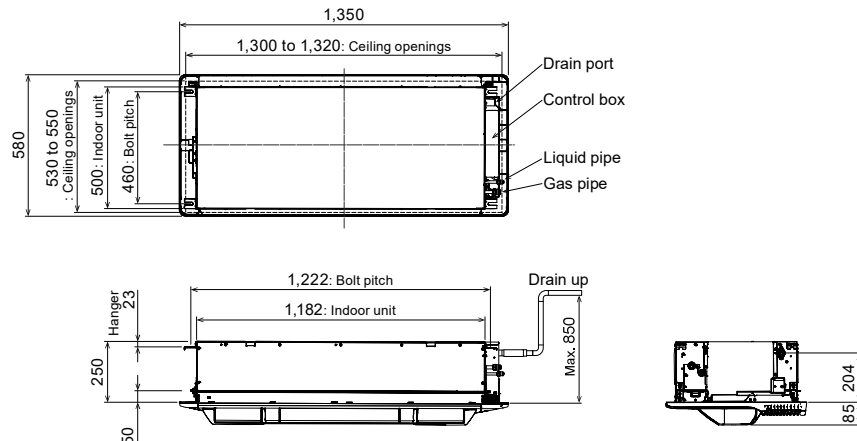
Note: Specifications are subject to the following conditions:
 Cooling: Indoor temperature of 27°CDB/19°CWB, and outdoor temperature of 35°CDB/24°CWB.
 Heating: Indoor temperature of 20°CDB/(15°CWB), and outdoor temperature of 7°CDB/6°CWB.
 Pipe length: 7.5 m; Height difference between outdoor unit and indoor unit: 0 m. Voltage: 230 [V]
 *: Applicable to cooling and heating operation

Optional parts *For more details, please refer to the chapter "Optional parts".

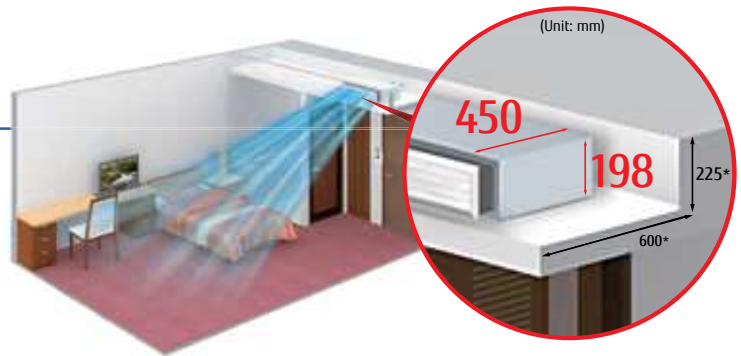
- WLAN adapter: UTY-TFSXJ3
FG-AC-WIF1Z1
- IR Receiver Unit: UTY-TRHX
- Cassette Grille: UTG-USYA-W
- External power supply unit: UTZ-GXXA, UTZ-GXXC*
- Remote sensor kit: UTY-XSZXZ1

Dimensions

(Unit: mm)



Mini Duct (With drain pump)




Space saving design

- Fits into a space 198 mm high and 450 mm deep
- 30% smaller than previous-generation models
- Weighs 16 kg, 10% lighter

*: Minimum clearance requirement

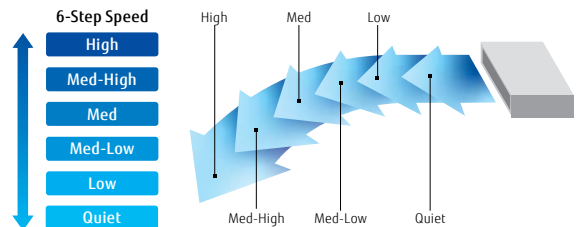
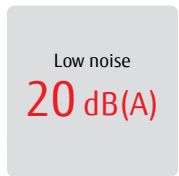
Optimum airflow path and low noise operation

The stabilized airflow reduces the noise level significantly.



6-speed control*

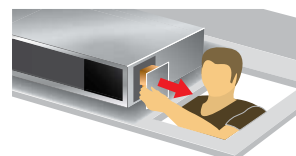
Multistep airflow adjustment allows installation in a quiet location.



* Remote controller is compatible with the following:
UTY-RNRYZ5 / UTY-RLRY / UTY-RSRY / UTY-RHRY / UTY-DCGYZ3 / UTY-ALGXZ1 / UTY-APGXZ1

Easy to design and maintain for drain

Indoor unit design for easy maintenance Parts can be replaced from the side of the unit where maintenance is easier.



A drain pump is built into the unit as standard:
Parts can be accessed and replaced through the side of the unit for easy maintenance.

**Model: ARXK004GLGH / ARXK007GLGH / ARXK009GLGH
ARXK012GLGH / ARXK014GLGH / ARXK018GLGH
ARXK024GLGH**



ARXK004/007/009/012/014GLGH



ARXK018GLGH



ARXK024GLGH

Specifications

Model name			ARXK004GLGH	ARXK007GLGH	ARXK009GLGH	ARXK012GLGH	ARXK014GLGH	ARXK018GLGH	ARXK024GLGH
Power source			Single phase, ~230 V, 50 Hz						
Capacity	Cooling	kW	1.1	2.2	2.8	3.6	4.5	5.6	7.1
	Heating		1.3	2.8	3.2	4.0	5.0	6.3	8.0
Input power		W	26	28	28	35	66	73	80
Airflow rate	High	m ³ /h	460	460	460	550	760	930	1,160
	Med-High		440	440	440	520	660	840	1,060
	Med		420	420	420	480	560	740	960
	Med-Low		400	400	400	450	490	640	860
	Low		370	370	370	410	410	540	750
	Quiet		340	340	340	340	340	470	610
Static pressure range		Pa	0 to 30	0 to 30	0 to 30	0 to 30	0 to 50	0 to 50	0 to 50
Standard static pressure			10	10	10	10	15	15	15
Sound pressure level	High	dB(A)	25	26	26	29	34	33	32
	Med-High		24	25	25	27	31	30	30
	Med		23	24	24	26	28	28	28
	Med-Low		22	23	23	25	26	26	27
	Low		21	22	22	24	24	24	25
	Quiet		20	21	21	22	22	22	22
Net Dimensions (H × W × D)		mm	198 × 700 × 450	198 × 700 × 450	198 × 700 × 450	198 × 700 × 450	198 × 700 × 450	198 × 900 × 450	198 × 1,100 × 450
Weight		kg	14.5	15.5	15.5	16	16	19	22.5
Connection pipe diameter	Liquid (Flare)	Inch	1/4	1/4	1/4	1/4	1/4	1/4	3/8
	Gas (Flare)		3/8	3/8	3/8	1/2	1/2	1/2	5/8
Indoor Unit List Price		£	826	826	844	942	980	1,049	1,109

Note: Specifications are subject to the following conditions:
Cooling: Indoor temperature of 27°CDB/19°CWB, and outdoor temperature of 35°CDB/24°CWB.
Heating: Indoor temperature of 20°CDB/15°CWB, and outdoor temperature of 7°CDB/6°CWB.
Pipe length: 7.5 m; Height difference between outdoor unit and indoor unit: 0 m. Voltage: 230 [V].

Optional parts

*For more details, please refer to the chapter "Optional parts".

- | | |
|---------------------------------------|---|
| Remote sensor unit: UTY-XSZXZ1 | External power supply unit: UTZ-GXXA, UTZ-GXXC* |
| IR receiver unit: UTY-TRHX | Auto Louver Grille Kit: UTD-GXTA-W (004-014) |
| Silver Ion Filter: UTD-HFTA (004-014) | UTD-GXTB-W (018) |
| UTD-HFTB (018) | UTD-GXTC-W (024) |
| UTD-HFTC (024) | WLAN adapter: UTY-TFSXJ3 |
| | FG-AC-WIF1Z1 |

Auto Louver Grille Kit (Optional)

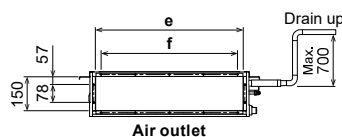
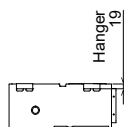
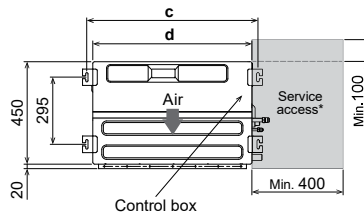
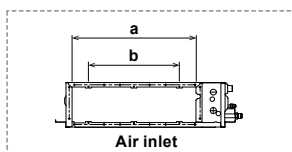
The slim design of the unit provides comfortable cooling and heating air conditioning over a wide area.

The optional automatic louver grille, which fits nicely into any interior decor, provides comfortable air conditioning (Optional)



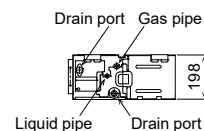
Dimensions

(Unit: mm)



	ARXK 004-014GLGH	ARXK018GLGH	ARXK024GLGH
a	575	775	975
b	P200×2=400	P200×3=600	P200×4=800
c	752	952	1,152
d	700	900	1,100
e	650	850	1,050
f	P100×6=600	P100×8=800	P100×10=1,000

*The design of the service access depends on the installation method. Refer to the installation manual for more information.

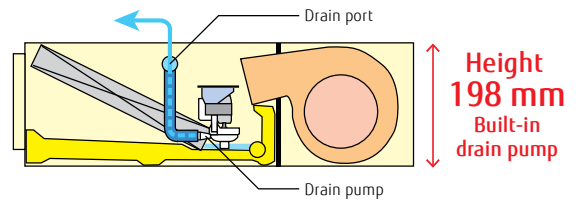


Slim Duct/Slim Concealed Floor



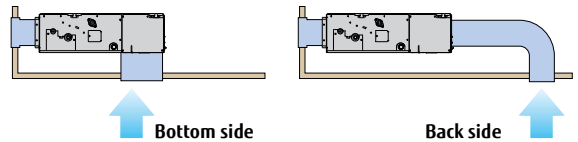
Slim design

Slim design allows for installation in a tight ceiling space.



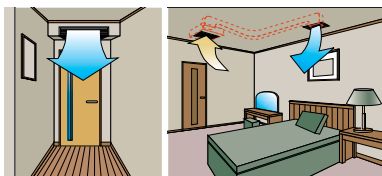
Air intake

Air intake direction can be selected to match the installation site.




Flexible installation

Ceiling concealed



Floor concealed



Wide range of static pressures

The use of a DC fan motor makes it possible to adjust the static pressure between 0 and 90 Pa. The static pressure range can be changed by a remote controller.

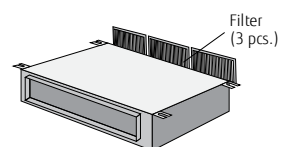
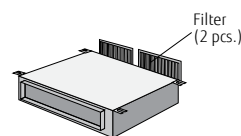


Static pressure range
0 to 90 Pa

*024 model static pressure range is 0 to 50 Pa.

Filter (Accessory)

ARXD04/007/009/012/014/018 ARXD024



**Model: ARXD04GALH / ARXD007GLEH / ARXD009GLEH
ARXD012GLEH / ARXD014GLEH / ARXD018GLEH
ARXD024GLEH**



ARXD04GALH
ARXD007/009/012/014GLEH



ARXD018GLEH



ARXD024GLEH

Slim
Concealed
Floor



Specifications

Model name			ARXD04GALH*	ARXD007GLEH	ARXD009GLEH	ARXD012GLEH	ARXD014GLEH	ARXD018GLEH	ARXD024GLEH	
Power source			Single phase, ~230 V, 50 Hz							
Capacity	Cooling	kW	1.1	2.2	2.8	3.6	4.5	5.6	7.1	
	Heating		1.3	2.8	3.2	4.0	5.0	6.3	8.0	
Input power			W	40	44	50	54	92	83	122
Airflow rate	High	m ³ /h	510	550	600	600	800	940	1,330	
	Med-High		-	480	510	530	680	820	1,140	
	Med		400/470* ¹	440	460	490	600	730	1,020	
	Med-Low		-	410	420	450	520	630	900	
	Low		320/440* ¹	370	370	410	440	540	780	
	Quiet		-	320	320	340	340	470	610	
Static pressure range			Pa	0 to 90	0 to 90	0 to 90	0 to 90	0 to 90	0 to 90	0 to 50
Standard static pressure				25	25	25	25	25	25	25
Sound pressure level	High	dB(A)	26	28	29	30	34	34	35	
	Med-High		-	26	27	28	32	31	31	
	Med		21/25* ¹	25	25	27	30	29	29	
	Med-Low		-	24	24	26	28	27	27	
	Low		20/22* ¹	22	22	24	25	25	24	
	Quiet		-	21	21	22	22	23	21	
Net Dimensions (H × W × D)			mm	198 × 700 × 620	198 × 700 × 620	198 × 700 × 620	198 × 700 × 620	198 × 700 × 620	198 × 700 × 620	198 × 1,100 × 620
Weight			kg	17	17	17	18	18	22	26
Connection pipe diameter	Liquid (Flare)	Inch	1/4	1/4	1/4	1/4	1/4	1/4	1/4	3/8
	Gas (Flare)		3/8	3/8	3/8	1/2	1/2	1/2	5/8	
Indoor Unit List Price			£	817	868	892	990	1,046	1,109	1,182

Note: Specifications are subject to the following conditions:

Cooling: Indoor temperature of 27°CDB/19°CWB, and outdoor temperature of 35°CDB/24°CWB.

Heating: Indoor temperature of 20°CDB/(15°CWB), and outdoor temperature of 7°CDB/6°CWB.

Pipe length: 7.5 m; Height difference between outdoor unit and indoor unit: 0 m. Voltage: 230 [V].

*1: This value is under cooling operation.

*: ARXD04GALH cannot be connected to J-IVS/J-IVJ-IVL/VR-IV Series.

Optional parts

*For more details, please refer to the chapter "Optional parts".

Remote sensor unit: UTY-XSZZ1

IR receiver unit: UTB-YWC (04)

UTY-TRHX (007-024)

WLAN adapter: UTY-TFSXJ3 (007-024)

FG-RC-WIF1Z2 (04)

FG-AC-WIF1Z1 (007-024)

External power supply unit: UTZ-GXXA, UTZ-GXXC*

Auto Louver Grille Kit: UTD-GXTA-W (04, 007-014)

UTD-GXTB-W (018)

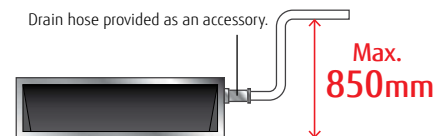
UTD-GXTC-W (024)

Silver Ion Filter: UTD-HFTA (04, 007-014)

UTD-HFTB (018)

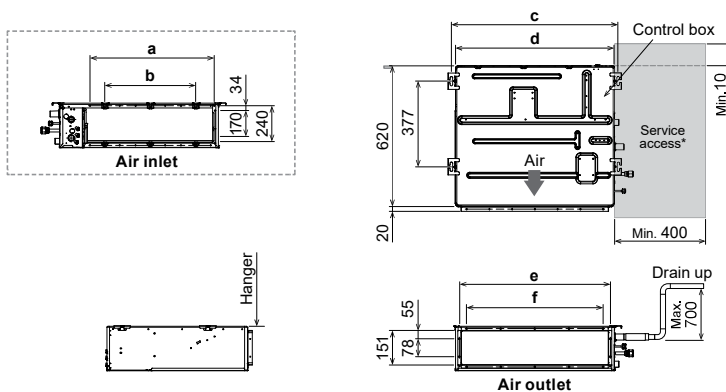
UTD-HFTC (024)

Drain hose provided as an accessory.



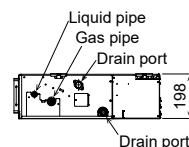
Dimensions

(Unit: mm)



	ARXD04GALH ARXD007-014GLEH	ARXD018GLEH	ARXD024GLEH
a	574	774	974
b	P200×2=400	P200×3=600	P200×4=800
c	734	934	1,134
d	700	900	1,100
e	650	850	1,050
f	P100×6=600	P100×8=800	P100×10=1,000

*The design of the service access depends on the installation method. Refer to the installation manual for more information.



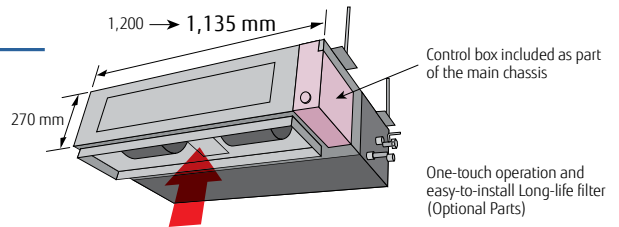
Medium Static Pressure Duct

Normal



Slim & Compact design

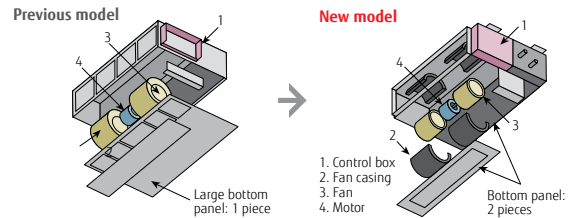
The slim and compact design of the indoor unit, with the control box mounted on the side, allows installation in narrow spaces.



Easy maintenance

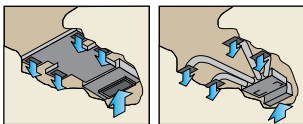
Structural improvement has been developed by making the bottom panel in two pieces, front and rear. The internal fan casing is also manufactured in two pieces—upper and lower. The motor and fan can be easily accessed and maintained by removing the rear panel and the lower casing with the main chassis remaining in place.

See below for rear-suction type

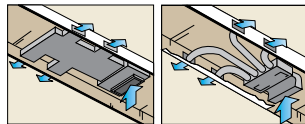


Installation styles

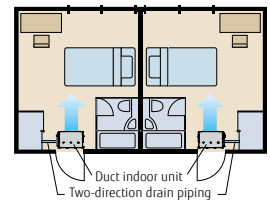
Embedded in Ceiling



Hanging from Ceiling



A drain pipe can be installed on either the left or right side of the unit



High-efficiency DC fan motor achieves low-energy consumption.

Improved motor efficiency from previous model.



Wide range of static pressures

Static pressures can be changed in the range of 0 to 150 Pa.

Static pressure range
0 to 150 Pa



Specifications

Model name		ARXA024GLEH	ARXA030GLEH	ARXA036GLEH	ARXA045GLEH
Power source		Single phase, ~230 V, 50 Hz			
Capacity	Cooling	7.1	9.0	11.2	12.5
	Heating	8.0	10.0	12.5	14.0
Input power	W	94	108	194	240
Airflow rate	High	1,280	1,410	1,840	1,970
	Med-High	1,180	1,350	1,750	1,910
	Med	1,090	1,280	1,660	1,860
	Med-Low	1,000	1,240	1,600	1,780
	Low	920	1,190	1,530	1,710
	Quiet	840	1,150	1,470	1,640
Static pressure range	Pa	0 to 150	0 to 150	0 to 150	0 to 150
Standard static pressure		40	50	50	60
Sound pressure level	High	31	34	37	41
	Med-High	29	33	36	40
	Med	27	32	35	38
	Med-Low	26	31	35	38
	Low	24	30	34	37
	Quiet	23	29	33	36
Net Dimensions (H × W × D)	mm	270 × 1,135 × 700	270 × 1,135 × 700	270 × 1,135 × 700	270 × 1,135 × 700
Weight	kg	36	40	40	40
Connection pipe diameter	Liquid (Flare)	3/8	3/8	3/8	3/8
	Gas (Flare)	5/8	5/8	5/8	5/8
Indoor Unit List Price	£	1,161	1,324	1,491	1,658

Note: Specifications are subject to the following conditions:
 Cooling: Indoor temperature of 27°CDB/19°CWB, and outdoor temperature of 35°CDB/24°CWB.
 Heating: Indoor temperature of 20°CDB/15°CWB, and outdoor temperature of 7°CDB/6°CWB.
 Pipe length: 7.5 m; Height difference between outdoor unit and indoor unit: 0 m. Voltage: 230 [V].

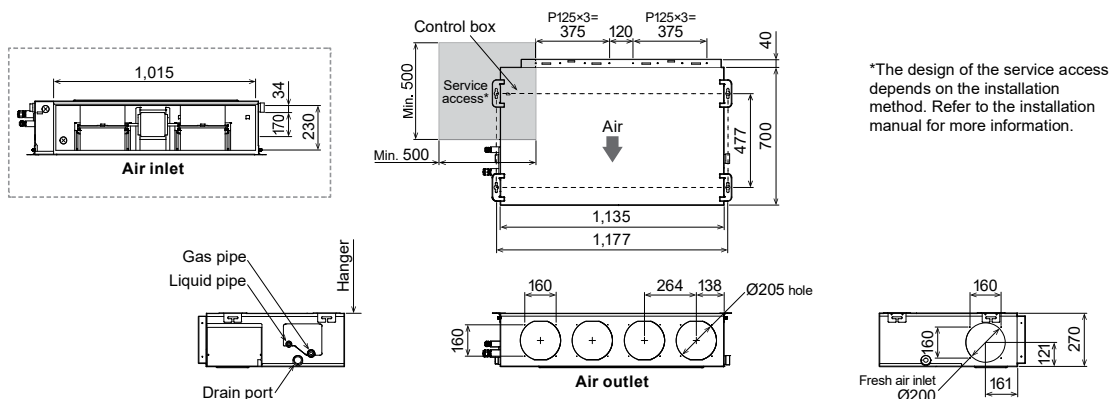
Optional parts

*For more details, please refer to the chapter "Optional parts".

- Long-life filter: UTD-LF25NA
- Flange (square): UTD-SF045T
- Flange (round): UTD-RF204
- External power supply unit: UTZ-GXXA, UTZ-GXXC*
- Remote sensor unit: UTY-XSZXZ1
- IR receiver unit: UTY-TRHX
- Drain pump unit: UTZ-PX1NBA
- WLAN adapter: UTY-TFSXJ3
- FG-AC-WIF1Z1
- Silver Ion Filter: UTD-HFND

Dimensions

(Unit: mm)



*The design of the service access depends on the installation method. Refer to the installation manual for more information.

High Static Pressure Duct

Normal



Static pressure mode selection

The use of a DC fan motor makes it possible to adjust the static pressure between 0 to 200 Pa (ARXC036) / 250Pa (ARXC045/060) / 300 Pa (ARXC072/090/096)

MAX. 200 Pa (036type) MAX. 250 Pa (045/060type)



(ARXC036/045/060 type)

MAX. 300 Pa



(ARXC072/090 type)

MAX. 300 Pa



(ARXC096 type)

Easy installation (Compact & Lightweight)

The indoor unit is designed to be compact and light by reducing the basic chassis size and the overall material weight.



(ARXC036/045/060 type)



(ARXC072/090 type)



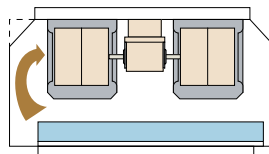
(ARXC096 type)

(Unit: mm)

Low noise

Models: ARXC036/ARXC045/ARXC060

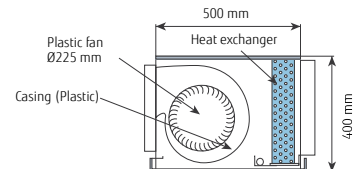
The corners of the front panel and fan casing of the indoor unit are shaved to reduce air turbulence. The use of a plastic case and fan reduces the noise level generated by the unit.



ARXC036GTEH:

Plastic fan [42 dB(A)]

* Model: Material
(Actual noise measurement value measured at 100 Pa)



High-efficiency DC fan motor achieves low energy consumption.

Improved motor efficiency compared to the previous model



(ARXC036/045/060 type)



(ARXC072/090/096 type)

**Model: ARXC036GTEH / ARXC045GTEH / ARXC060GTEH
ARXC072GTEH / ARXC090GTEH / ARXC096GTEH**



ARXC036/045/060GTEH



ARXC072/090GTEH



ARXC096GTEH

Specifications

Model name			ARXC036GTEH	ARXC045GTEH	ARXC060GTEH*	ARXC072GTEH*	ARXC090GTEH*	ARXC096GTEH*
Power source			Single phase, ~230 V, 50 Hz					
Capacity	Cooling	kW	11.2	12.5	18.0	22.4	25.0	28.0
	Heating		12.5	14.0	20.0	25.0	28.0	31.5
Input power		W	207	715	730	681	819	838
Airflow rate	High	m ³ /h	1,990	3,500	3,500	3,900	4,300	4,850
	Med		1,680	3,000	3,000	3,300	4,000	4,250
	Low		1,330	2,460	2,460	3,000	3,500	3,600
Static pressure range		Pa	0 to 200	100 to 250	100 to 250	0 to 300	0 to 300	0 to 300
Standard static pressure			100	100	100	150	150	150
Sound pressure level	High	dB(A)	42	49	49	47	48	48
	Med		36	45	45	43	46	45
	Low		32	42	42	40	44	42
Net Dimensions (H × W × D)		mm	400 × 1,050 × 500	400 × 1,050 × 500	400 × 1,050 × 500	450 × 1,587 × 700	450 × 1,587 × 700	550 × 1,587 × 700
Weight		kg	40	46	46	84	84	105
Connection pipe diameter	Liquid	Inch	3/8 (Flare)	3/8 (Flare)	3/8 (Flare)	3/8 (Flare)	3/8 (Flare)	3/8 (Brazed)
	Gas		5/8 (Flare)	5/8 (Flare)	5/8 (Flare)	3/4 (Flare)	3/4 (Flare)	7/8 (Brazed)
Indoor Unit List Price		£	1,704	1,931	2,124	2,502	2,697	2,801

Note: Specifications are based on the following conditions:
Cooling: Indoor temperature of 27°CDB/19°CWB, and outdoor temperature of 35°CDB/24°CWB.
Heating: Indoor temperature of 20°CDB/15°CWB, and outdoor temperature of 7°CDB/6°CWB.
Pipe length: 7.5 m; Height difference between outdoor unit and indoor unit: 0 m. Voltage: 230 [V]
*: ARXC060/072/090/096G cannot be connected to J-IVJ-IVS Series.

Optional parts

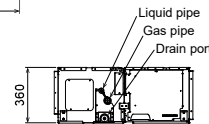
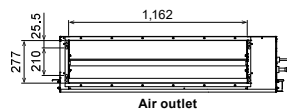
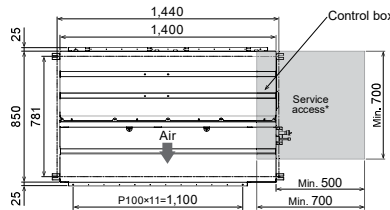
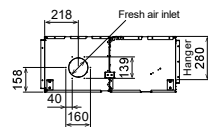
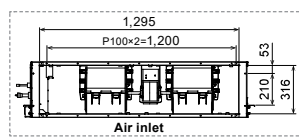
*For more details, please refer to the chapter "Optional parts".

Long-life filter:	UTD-LF60KA (036/045/060)	WLAN adapter:	UTY-TFSXJ3
IR receiver unit:	UTY-TRHX		FG-AC-WIF1Z1
External power supply unit:	UTZ-GXXA, UTZ-GXXC*	Silver Ion Filter:	UTD-HFKB (036/045/060)
		Remote sensor unit:	UTY-XSZXZ1

Dimensions

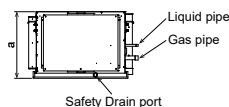
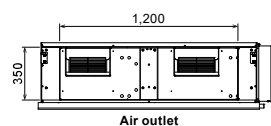
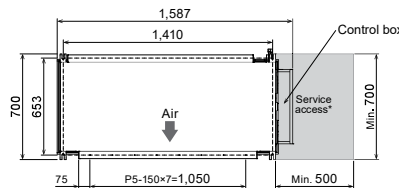
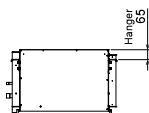
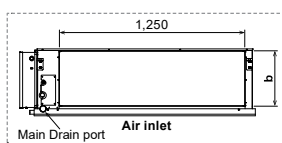
(Unit: mm)

Models: ARXC036/ARXC045/ARXC060



*The design of the service access depends on the installation method. Refer to the installation manual for more information.

Models: ARXC072/ARXC090/ARXC096



	ARXC072 / 090 GTEH	ARXC096 GTEH
a	450	550
b	370	470

*The design of the service access depends on the installation method. Refer to the installation manual for more information.

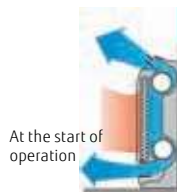
Compact floor




2-fan and wide airflow

A 2-fan individual vertical airflow cools or warms the entire room comfortably.

Cooling

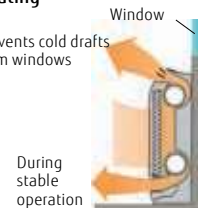


Prevents cold air from falling



Heating

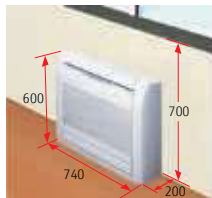
Prevents cold drafts from windows



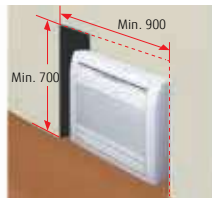
Flexible and easy installation

The compact and whole-surface suction design provides flexible installation options, including floor-standing, embedded, partially embedded, and wall-mounted installation to match the room layout.

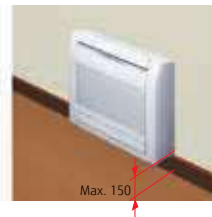
Beneath standard window




Concealed within wall



Wall



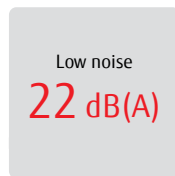
Half concealed (Optional parts necessary)



(Unit: mm)

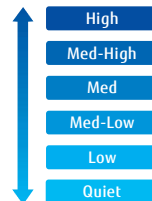
Quiet operation

6-fan speed control for quiet operation (via 2-wire controller)



004/007/009 models

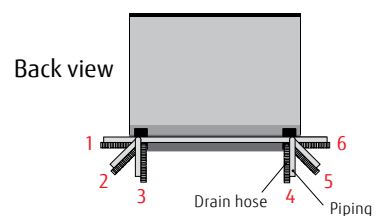
6-Step Speed



* Remote controller is compatible with the following:
UTY-RNRYZ5 / UTY-RLRY / UTY-RSRY / UTY-RHRY / UTY-DCGYZ3 / UTY-ALGXZ1 / UTY-APGXZ1

Flexible pipe connection enables draining and piping in 6 directions

The drain hose and pipe can be connected to the unit in the right, left, straight in depth, or downward direction.



**Model: AGYA004GCGH / AGYA007GCGH / AGYA009GCGH
AGYA012GCGH / AGYA014GCGH**

**[external EEV]
AGYE004GCEH / AGYE007GCEH / AGYE009GCEH
AGYE012GCEH / AGYE014GCEH**



Specifications

Model name			AGYA004GCGH	AGYA007GCGH	AGYA009GCGH	AGYA012GCGH	AGYA014GCGH	AGYE004GCEH	AGYE007GCEH	AGYE009GCEH	AGYE012GCEH	AGYE014GCEH	
Power source			Single phase, ~230 V, 50 Hz					Single phase, ~230 V, 50 Hz					
Capacity	Cooling	kW	1.1	2.2	2.8	3.6	4.0	1.1	2.2	2.8	3.6	4.0	
	Heating		1.3	2.8	3.2	4.0	4.5	1.3	2.8	3.2	4.0	4.5	
Input power			12/14		16	17	22	29	14	16	17	22	29
Airflow rate	High	m ³ /h	380/430	470	500	590	670	380/430	470	500	590	670	
	Med-High		350	420	450	520	590	350	420	450	520	590	
	Med		320	390	400	470	520	320	390	400	470	520	
	Med-Low		310	360	360	420	450	310	360	360	420	450	
	Low		280	330	330	390	390	280	330	330	390	390	
	Quiet		210	270	270	340	340	210	270	270	340	340	
Sound pressure level	High	dB(A)	35/36	37	38	42	46	35/36	37	38	42	46	
	Med-High		33	35	36	39	42	33	35	36	39	42	
	Med		31	33	34	37	39	31	33	34	37	39	
	Med-Low		30	31	31	35	36	30	31	31	35	36	
	Low		28	29	29	33	33	28	29	29	33	33	
	Quiet		22	22	22	30	30	22	22	22	30	30	
Net Dimensions (H × W × D)			600 × 740 × 200					600 × 740 × 200					
Weight			15.0		15.0	15.0	15.0	15.0	14.5	14.5	14.5	14.5	14.5
Connection pipe diameter	Liquid (Flare)	mm	1/4		1/4	1/4	1/4	1/4	1/4	1/4	1/4	1/4	1/4
	Gas (Flare)		3/8		3/8	3/8	1/2	1/2	3/8	3/8	3/8	1/2	1/2
EV kit (optional)			-					UTR-EV09XB			UTR-EV14XB		
Indoor Unit List Price			£ 742		742	786	900	1,031	742	742	786	900	1,031
EEV Kit List Price			£ -					95			96		

Note: Specifications are subject to the following conditions:

Cooling: Indoor temperature of 27°CDB/19°CWB, and outdoor temperature of 35°CDB/24°CWB.

Heating: Indoor temperature of 20°CDB/(15°CWB), and outdoor temperature of 7°CDB/6°CWB.

Pipe length: 7.5 m; Height difference between outdoor unit and indoor unit: 0 m. Voltage: 230 [V]

When connecting AGYA004/007/009GCGH, AGYE004/007/009GCEH to an outdoor unit other than an outdoor unit of the J-IVL Series, the gas pipe diameter should be 1/2 inch.

Optional parts *For more details, please refer to the chapter "Optional parts".

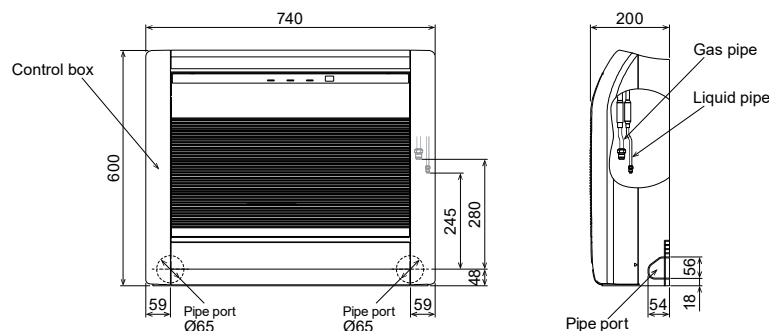
External power supply unit: UTZ-GXXA, UTZ-GXXC*

WLAN adapter: UTY-TFSXJ3
FG-AC-WIF1Z1

Silver Ion Filter: UTR-FA03-5

Dimensions

(Unit: mm)



Floor/Ceiling



Flexible installation

Example of floor standing installation

Floor standing console with the back against the wall



Example of ceiling installation

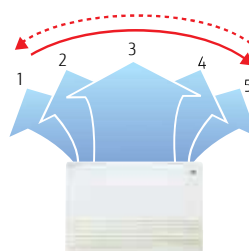
Under ceiling



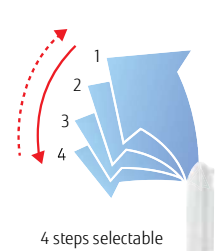
Double auto swing

The combination of horizontal and vertical swings enables 3-dimensional control of the airflow direction.

RIGHT and LEFT SWING



UP and DOWN SWING



High-power DC fan motor


- High power
- Wide rotation range
- High-efficiency



Compact design

Symmetrical, slim and compact design.

(Unit: mm)



Model: ABYA012GTEH / ABYA014GTEH / ABYA018GTEH / ABYA024GTEH



Floor standing



Specifications

Model name			ABYA012GTEH	ABYA014GTEH	ABYA018GTEH	ABYA024GTEH
Power source			Single phase, ~230 V, 50 Hz			
Capacity	Cooling	kW	3.6	4.5	5.6	7.1
	Heating		4.0	5.0	6.3	8.0
Input power		W	30	42	74	99
Airflow rate	High	m³/h	660	780	1,000	1,000
	Med-High		620	740	910	930
	Med		580	690	830	870
	Med-Low		550	640	750	800
	Low		520	600	660	740
	Quiet		490	550	580	680
Sound pressure level	High	dB(A)	36	40	46	47
	Med-High		34	39	44	45
	Med		33	38	42	43
	Med-Low		31	36	40	41
	Low		29	35	37	39
	Quiet		28	34	35	37
Net Dimensions (H × W × D)		mm	199 × 990 × 655	199 × 990 × 655	199 × 990 × 655	199 × 990 × 655
Weight		kg	25	26	26	27
Connection pipe diameter	Liquid (Flare)	Inch	1/4	1/4	1/4	3/8
	Gas (Flare)		1/2	1/2	1/2	5/8
Indoor Unit List Price		£	1,188	1,245	1,323	1,380

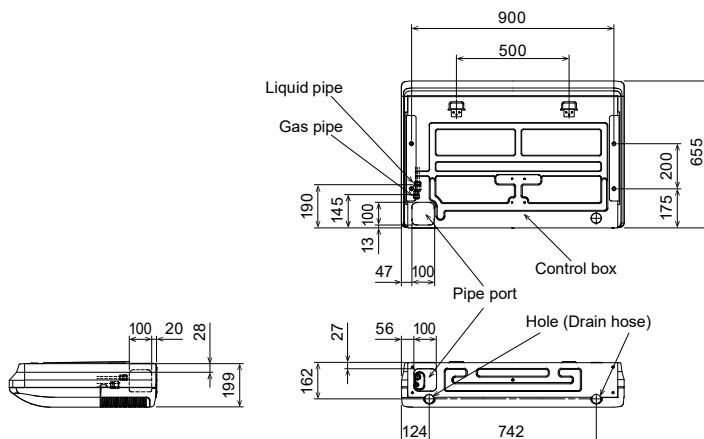
Note: Specifications are subject to the following conditions:
 Cooling: Indoor temperature of 27°CDB/19°CWB, and outdoor temperature of 35°CDB/24°CWB.
 Heating: Indoor temperature of 20°CDB/(15°CWB), and outdoor temperature of 7°CDB/6°CWB.
 Pipe length: 7.5 m; Height difference between outdoor unit and indoor unit: 0 m. Voltage: 230 [V]

Optional parts *For more details, please refer to the chapter "Optional parts".

- External power supply unit: UTZ-GXXA, UTZ-GXXC*
- WLAN adapter: UTY-TFSXJ3
FG-AC-WIF1Z1

Dimensions

(Unit: mm)

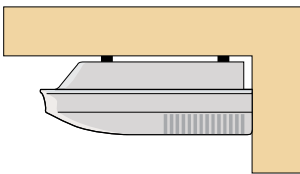


Ceiling



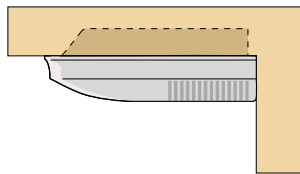
Installation

Open



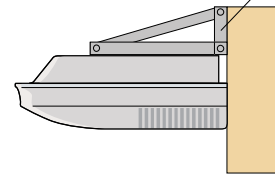
General installation with indoor unit installed on the ceiling

Concealed



Installation with indoor unit embedded into the ceiling

Wall-mounted type (Locally Available)

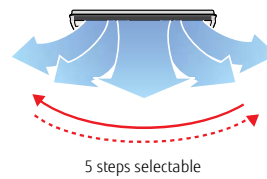


Wall-mounting brackets are used to mount the indoor unit on the wall. (Locally available) This type of installation is used when the ceiling space is insufficient.

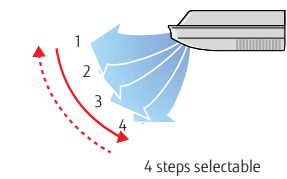
Double auto swing and wide airflow

Auto airflow direction and auto swing

Left/Right



Up/Down



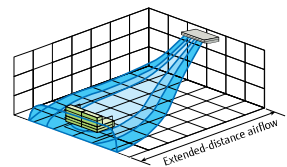
High-power DC fan motor

- High power
- Wide rotation range
- High-efficiency

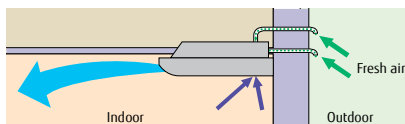


Long airflow


Long airflow provides comfort in every corner of a large room.



Fresh air intake



Slim & Compact design





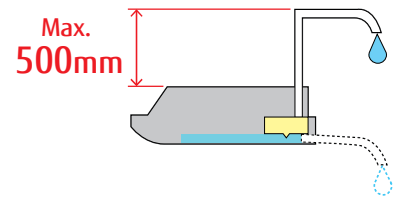
Specifications

Model name			ABYA030GTEH	ABYA036GTEH	ABYA045GTEH	ABYA054GTEH
Power source			Single phase, ~230 V, 50 Hz			
Capacity	Cooling	kW	9.0	11.2	12.5	14.0
	Heating		10.0	12.5	14.0	16.0
Input power		W	66	85	131	180
Airflow rate	High	m³/h	1,630	1,690	2,010	2,270
	Med-High		1,520	1,560	1,840	2,070
	Med		1,420	1,450	1,690	1,860
	Med-Low		1,320	1,360	1,530	1,660
	Low		1,220	1,270	1,380	1,470
	Quiet		1,140	1,170	1,230	1,280
Sound pressure level	High	dB(A)	42	45	48	51
	Med-High		40	41	46	49
	Med		39	39	45	46
	Med-Low		37	38	41	43
	Low		35	36	38	40
	Quiet		33	34	35	36
Net Dimensions (H × W × D)		mm	240 × 1,660 × 700	240 × 1,660 × 700	240 × 1,660 × 700	240 × 1,660 × 700
Weight		kg	46	48	48	48
Connection pipe diameter	Liquid (Flare)	Inch	3/8	3/8	3/8	3/8
	Gas (Flare)		5/8	5/8	5/8	5/8
Indoor Unit List Price		£	1,544	1,701	1,983	2,323

Note: Specifications are subject to the following conditions:
 Cooling: Indoor temperature of 27°CDB/19°CWB, and outdoor temperature of 35°CDB/24°CWB.
 Heating: Indoor temperature of 20°CDB/15°CWB, and outdoor temperature of 7°CDB/6°CWB.
 Pipe length: 7.5 m; Height difference between outdoor unit and indoor unit: 0 m. Voltage: 230 [V]

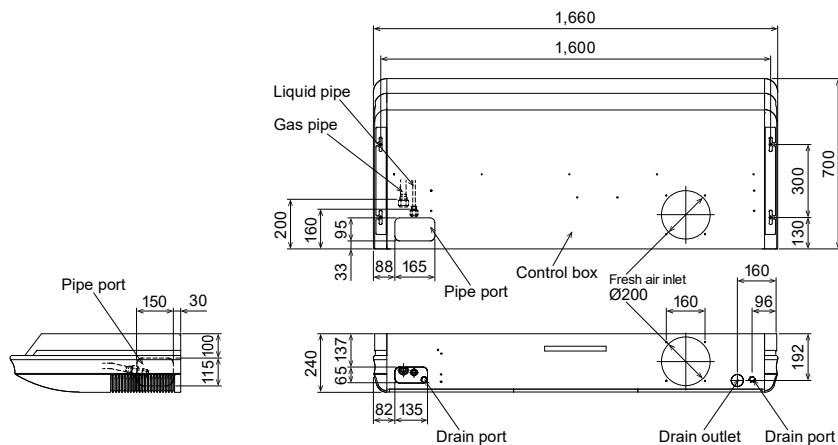
Optional parts *For more details, please refer to the chapter "Optional parts".

- Drain pump unit: UTR-DPB24T
- Flange: UTD-RF204
- External power supply unit: UTZ-GXXA, UTZ-GXXC*
- WLAN adapter: UTY-TFSXJ3
- FG-AC-WIF1Z1



Dimensions

(Unit: mm)



Wall-mounted type



Highly-efficiency, compact design


The 004-014 models share the same design. The high-density and large heat exchanger achieves a highly-efficiency and compact design. The compact body blends in well with conference rooms and offices, providing comfortable air conditioning.

High-density heat exchanger



Slim tube design: 5 mm

Greater heat-exchanging capacity is achieved through the use of a high-density heat exchanger and a sub-heat exchanger.



More comfortable airflow

The unique power diffuser provides comfortable air conditioning.

Heating

The vertical airflow provides powerful floor-level heating.



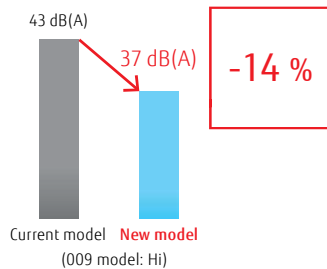
Cooling

The left/right airflow avoids blowing cool air directly at the occupants in a room.



Quiet operation & 6-Step fan speed control

The airflow pattern achieves significant noise reduction. Multistep airflow adjustment to suit the environment



- 6-Step Speed
- High
- Med-High
- Med
- Med-Low
- Low
- Quiet

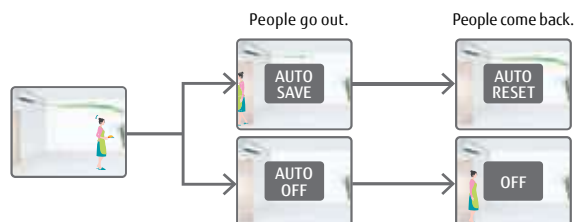


* Remote controller is compatible with the following: UTY-RNRYZ5 / UTY-RLRY / UTY-RSRY / UTY-RHRY / UTY-DCGYZ3 / UTY-ALGXZ1 / UTY-APGXZ1

The Human sensor contributes to further energy savings.

Energy saving operation starts automatically by detecting the motion of a person. Two modes of save operation mode and stop mode can be selected.

*If you want to use the Human sensor control' function, you need an setting device that can set the Human sensor control' function. For example: Wired RC (Touch panel).



**Model: ASYA004GCGH / ASYA007GCGH / ASYA009GCGH
 ASYA012GCGH / ASYA014GCGH**

**[external EEV]
 ASYE004GCEH / ASYE007GCEH / ASYE009GCEH
 ASYE012GCEH / ASYE014GCEH**



Specifications

Model name			ASYA004GCGH	ASYA007GCGH	ASYA009GCGH	ASYA012GCGH	ASYA014GCGH	ASYE004GCEH	ASYE007GCEH	ASYE009GCEH	ASYE012GCEH	ASYE014GCEH
Power source			Single phase, ~230 V, 50 Hz					Single phase, ~230 V, 50 Hz				
Capacity	Cooling	kW	1.1	2.2	2.8	3.6	4.0	1.1	2.2	2.8	3.6	4.0
	Heating		1.3	2.8	3.2	4.0	4.5	1.3	2.8	3.2	4.0	4.5
Input power		W	12	19	20	25	36	12	19	34	25	36
Airflow rate	High	m³/h	450	550	610	690	800	450	550	610	690	800
	Med-High		430	510	560	610	740	430	510	560	610	740
	Med		400	470	510	560	680	400	470	510	560	680
	Med-Low		380	410	440	530	610	380	410	440	530	610
	Low		360	360	360	470	550	360	360	360	470	550
	Quiet		310	310	310	330	330	310	310	310	330	330
Sound pressure level	High	dB(A)	31	34	37	40	44	31	35	43	40	44
	Med-High		30	32	35	37	42	30	32	38	37	42
	Med		28	30	32	35	40	28	30	34	35	40
	Med-Low		27	28	29	33	37	27	27	29	33	37
	Low		26	26	26	30	34	26	24	24	30	34
	Quiet		22	22	22	24	24	22	22	22	24	24
Net Dimensions (H × W × D)		mm	268 × 840 × 203					268 × 840 × 203				
Weight		kg	8.0	8.5	8.5	8.5	8.5	8.0	8.5	8.5	8.5	8.5
Connection pipe diameter	Liquid (Flare)	mm	6.35	6.35	6.35	6.35	6.35	6.35	6.35	6.35	6.35	6.35
	Gas (Flare)		9.52	9.52	9.52	12.70	12.70	9.52	9.52	9.52	12.70	12.70
Drain Hose Diameter (I.D./O.D.)			13.8/15.8 to16.7					13.8/15.8 to16.7				
EV kit (optional)			-					UTR-EV09XB			UTR-EV14XB	
Indoor Unit List Price		£	744	744	757	780	828	670	670	685	684	735
EEV List Price		£	-					95			96	

Note: Specifications are subject to the following conditions:

Cooling: Indoor temperature of 27°CDB/19°CWB, and outdoor temperature of 35°CDB/24°CWB.

Heating: Indoor temperature of 20°CDB/15°CWB, and outdoor temperature of 7°CDB/6°CWB.

Pipe length: 7.5 m; Height difference between outdoor unit and indoor unit: 0 m. Voltage: 230 [V]

When connecting ASY*004G**H, ASY*007G**H, ASY*009G**H to an outdoor unit other than the outdoor unit of the J-IVL Series, the gas pipe diameter should be 1/2 inch.

Optional parts *For more details, please refer to the chapter "Optional parts".

External power supply unit: UTZ-GXXA, UTZ-GXXC*

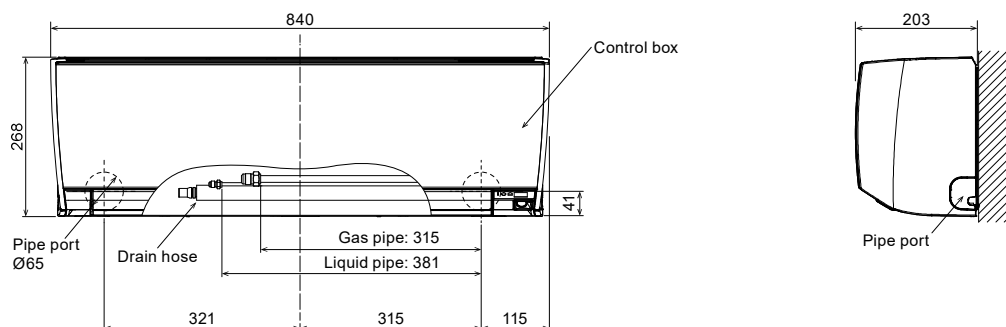
WLAN adapter:
 UTY-TFSXJ3
 FG-AC-WIF1Z1

Silver Ion Filter: UTR-FA16-5

Remote sensor kit: UTY-XSZXZ1

Dimensions

(Unit: mm)




Wall-mounted type



Powerful & Comfort airflow

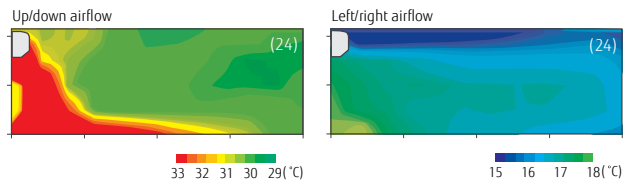
Powerful Airflow

(ASYA030GTEH)



Power diffuser

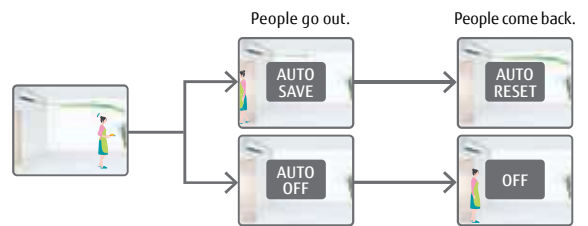
(ASYA18/24GBCH)



The Human sensor contributes to further energy savings. (ASYA030/034GTEH only)

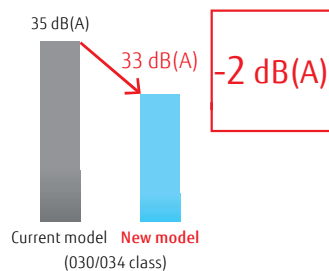
Energy saving operation starts automatically by detecting the motion of a person. Two modes of save operation mode and stop mode can be selected.

*If you want to use the Human sensor control' function, you need an setting device that can set the Human sensor control' function. For example: Wired RC (Touch panel).



6-step fan speed control for quiet operation

The airflow pattern achieves significant noise reduction. A 6-step sound level setting allows for multiple-step silent operations.



- 6-Step Speed
- High
 - Med-High
 - Med
 - Med-Low
 - Low
 - Quiet



* Remote controller is compatible with the following: UTY-RNRYZ5 / UTY-RLRY / UTY-RSRY / UTY-RHRY / UTY-DCGYZ3 / UTY-ALGXZ1 / UTY-APGXZ1

Model: ASYA18GBCH / ASYA24GBCH
ASYA030GTEH / ASYA034GTEH



ASYA18/24GBCH



ASYA030/034GTEH

Specifications

Model name			ASYA18GBCH	ASYA24GBCH	ASYA030GTEH	ASYA034GTEH
Power source			Single phase, ~230 V, 50 Hz			
Capacity	Cooling	kW	5.6	7.1	9.0	10.0
	Heating		6.3	8.0	10.0	11.2
Input power		W	32	60	74	103
Airflow rate	High	m ³ /h	840	1,100	1,440	1,620/1,520
	Med-High		-	-	1,200	1,300
	Med		770	910	1,050	1,120
	Med-Low		-	-	940	980
	Low		690	730	890	890
	Quiet		-	-	700	700
Sound pressure level	High	dB(A)	41	48	53	55/54
	Med-High		-	-	49	51
	Med		39	43	45	47
	Med-Low		-	-	42	43
	Low		35	35	39	39
	Quiet		-	-	33	33
Net Dimensions (H × W × D)		mm	320 × 998 × 238	320 × 998 × 238	340 × 1,150 × 280	340 × 1,150 × 280
Weight		kg	15	15	18	18
Connection pipe diameter	Liquid (Flare)	Inch	1/4	3/8	3/8	3/8
	Gas (Flare)		1/2	5/8	5/8	5/8
Indoor Unit List Price		£	858	938	1,024	1,157

Note: Specifications are subject to the following conditions:

Cooling: Indoor temperature of 27°CDB/19°CWB, and outdoor temperature of 35°CDB/24°CWB.

Heating: Indoor temperature of 20°CDB/15°CWB, and outdoor temperature of 7°CDB/6°CWB.

Pipe length: 7.5 m; Height difference between outdoor unit and indoor unit: 0 m. Voltage: 230 [V].

When connecting ASYA18GBCH to an outdoor unit other than the outdoor unit of the J-IVL Series, the pipe diameter should be 3/8 & 5/8 inch (Liquid/Gas).

Optional parts

*For more details, please refer to the chapter "Optional parts".

External power supply unit: UTZ-GXXA (030/034), UTZ-GXXC* (030/034)

Silver Ion Filter: UTR-FA13-3

WLAN adapter: UTY-TFSXJ3 (030/034)

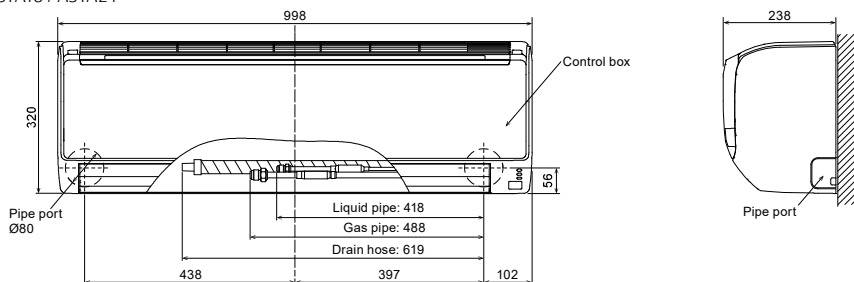
Remote sensor kit: UTY-XSZXZ1

FG-RC-WIF122 (18/24)
 FG-AC-WIF121 (030/034)

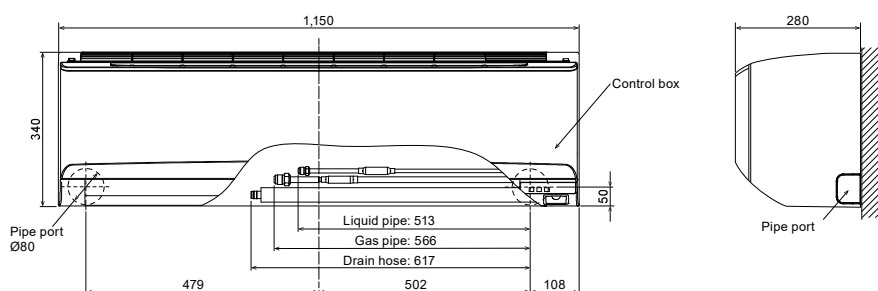
Dimensions

(Unit: mm)

Models: ASYA18 / ASYA24



Models: ASYA030 / ASYA034



Control System Overview


for VRF

To meet the diverse needs of customers, we offer a variety of control options for our VRF systems, such as individual control, centralized control, and building management system (BMS) options.

Air Conditioning Individual control




NEW  **Wired remote controller (Design type)**
UTY-RVRY

 **Wired remote controller (with touch panel)**
UTY-RNRYZ5

 **Compact wired remote controller**
UTY-RCRYZ1

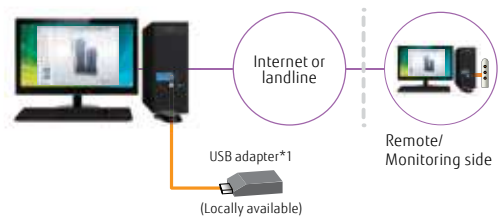
 **Simple remote controller**
UTY-RSRY
UTY-RHRY
Without operation mode

NEW  **Wireless Remote Controller**
UTY-LNVY
UTY-LNHY

 For Duct type
 For One-way flow cassette Series/3D-flow cassette Series/duct type
 for Circular flow cassette Series

IR receiver unit
UTB-YWC for duct type
UTY-TRHX for One-way flow cassette Series/3D flow cassette Series/duct type
UTY-LBHXD for Circular flow cassette Series

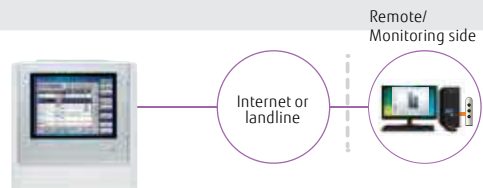
Air Conditioning Centralized control



System controller **Software**
UTY-APGXZ1/UTY-ALGXZ1 (Lite version)

Up to **1600**^{*2}
Indoor units

*1: Echelon® U10 USB Network Interface
*2: The Lite version controls up to 400 indoor units.



Touch panel controller
UTY-DTGYZ1

Up to **400**
Indoor units

NEW  **Central remote controller**
UTY-DCGYZ3

Up to **100**
Indoor units



Converters/Adapters

For external control via BMS/Home Automation Systems

BACnet® gateway

UTY-ABGXZ1 **Software**



VTY-VBGX **Hardware**



BACnet® interface

for Indoor units
FG-AC-BAC1Z1



Network converter

(For LONWORKS™)
UTY-VLGX



MODBUS® converter

for Indoor units
UTY-VMSX



for VRF

UTY-VMGX



KNX® converter

for Indoor units
UTY-VKXS



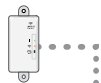
for VRF

UTY-VKGX



WLAN adapter

UTY-TFSXJ3



External switch controller

UTY-TERX




Card-key
(Locally available)



Internet device



BMS*/Home automation system



*3: BMS/BAS: Building Management System/Building Automation System

Converters/Adapters

for system expansion

Network converter

DC power supply type
UTY-VTGX



Single split

Network converter

AC power supply type
UTY-VTGXV



Single split










Signal amplifier

UTY-VSGXZ1



Controller system list (available) for VRF

Controller Options:

Type	Refrigerant	Indoor unit									
		Cassette					Duct				
		One-way flow	3D flow	Compact		Slim type	Large type	Low static pressure duct			
				Grid type/Standard type	High Efficiency			Circular flow	Mini (With drain pump)	Slim (With drain pump)	
		AUXB 004/005/007/ 009/012/014/ 018HLAH	AUXN 009/012/014 HLAH				ARXD 004/005/007/ 009/012/014/ 018/024 HLAH			ARXP 009/012/014 HLAH	
		AUXV 004/007/009/ 012/014/018/ 024GLEH	AUXS 018/024 GLEH	AUXB 004/007/009/ 012/014/018/ 024GLEH		AUXM 018/024/030 GLEH	AUXK 018/024/030/ 034/036/045/ 054GLEH	ARXK 004/007/009/ 012/014/018/ 024GLGH	ARXD 04GALH	ARXD 007/009/012/ 014/018/024 GLEH	
Controllers											● UTY-RVRY
											● UTY-RNRVZ5
											● UTY-RCRVZ1
	Simple remote controller Nonpolar 2-core type										● UTY-RSRY UTY-RHRY
	Wireless remote controller										● UTY-LNVY UTY-LNHY
	IR receiver unit		● UTY-TRHX				● UTY-LBHXD	● UTY-TRHX	● UTB-YWC		● UTY-TRHX
	Central remote controller										● UTY-DCGYZ3
	Touch panel controller										● UTY-DTGVZ1
System controller, System controller Lite										● UTY-APGXZ1, UTY-ALGXZ1	



Indoor unit												
Duct			Floor		Ceiling/ Floor	Ceiling	Wall-mounted					
Low static pressure duct	Medium static pressure	High static pressure	-	External EEV			-	External EEV	-	External EEV	-	-
High Efficiency	Normal	Normal										
							ASYA 004/005/007/ 009/012/014 HCAH	ASYE 004/005/007/ 009/012/014 HCAH				
ARXP 018/030 GLFH	ARXA 024/030/ 036/045 GLEH	ARXC 036/045/060/ 072/090/096 GTEH	AGYA 004/007/ 009/012/014 GCGH	ACYE 004/007/ 009/012/014 GCEH	ABYA 012/014/ 018/024 GTEH	ABYA 030/036/ 045/054 GTEH	ASYA 004/007/009 GCGH	ASYE 004/007/009 GCEH	ASYA 012/014GCGH	ASYE 012/014GCEH	ASYA 18/24GBCH	ASYA 030/034GTEH

●
UTY-RVRY

●
UTY-RNRYZ5

●
UTY-RCRYZ1

●
UTY-RSRY
UTY-RHRY

●
UTY-LNVY
UTY-LNHY

●
UTY-TRHX




















●
UTY-DCGYZ3

●
UTY-DTGYZ1

●
UTY-APGXZ1, UTY-ALGXZ1

Controller system list (available) for VRF

Controller Options:

Type	Refrigerant	Indoor unit									
		Cassette					Duct				
		One-way flow	3D flow	Compact Grid type/Standard type		Slim type	Large type	Low static pressure duct			
				High Efficiency	Circular flow		Mini (With drain pump)	Slim (With drain pump)		High Efficiency	
			AUXB 004/005/007/ 009/012/014/ 018HLAH	AUXN 009/012/014 HLAH					ARXD 004/005/007/ 009/012/014/ 018/024 HLAH	ARXP 009/012/014 HLAH	
	AUXV 004/007/009/ 012/014/018/ 024GLEH	AUXS 018/024 GLEH	AUXB 004/007/009/ 012/014/018/ 024GLEH		AUXM 018/024/030 GLEH	AUXK 018/024/030/ 034/036/045/ 054GLEH	ARXK 004/007/009/ 012/014/018/ 024GLGH	ARXD 04GALH	ARXD 007/009/012/ 014/018/024 GLEH		
Interfaces		UTY-ABGXZ1, UTY-VBGX									
		FG-AC-BAC1Z1								FG-AC-BAC1Z1	
		FG-IR-BMG1Z1+ UTY-TRHX	FG-IR-BMG1Z1	FG-IR-BMG1Z1+ UTY-LBHDX	FG-IR-BMG1Z1+ UTY-TRHX	FG-IR-BMG1Z1+ UTB-YWC	FG-IR-BMG1Z1+ UTY-TRHX		FG-IR-BMG1Z1+ UTY-TRHX		
Network converter for LonWorks™		UTY-VLGX									
MODBUS® Converter		UTY-VMSX								UTY-VMSX	
		UTY-VMGX									
MODBUS® interface	 	FG-AC-MBS1Z1					FG-RC-MBS1Z1	FG-AC-MBS1Z1	FG-AC-MBS1Z1		
KNX® converter		UTY-VKSX								UTY-VKSX	
		UTY-VKGX									
KNX® interface	 	FG-AC-KNX1Z1					FG-RC-KNX1Z1	FG-AC-KNX1Z1	FG-AC-KNX1Z1		
WLAN adapter		UTY-TFSXJ3				UTY-TFSXJ3 (007-024)		UTY-TFSXJ3			
	 	FG-AC-WIF1Z1							FG-RC-WIF1Z2	FG-AC-WIF1Z1	
		FG-IR-WIF1Z1+ UTY-TRHX	FG-IR-WIF1Z1	FG-IR-WIF1Z1+ UTY-LBHDX	FG-IR-WIF1Z1+ UTY-TRHX	FG-IR-WIF1Z1+ UTB-YWC	FG-IR-WIF1Z1+ UTY-TRHX		FG-IR-WIF1Z1+ UTY-TRHX		
External switch controller		UTY-TERX									



Indoor unit												
Duct			Floor		Ceiling/ Floor	Ceiling	Wall-mounted					
Low static pressure duct	Medium static pressure	High static pressure	-	external EEV			-	external EEV	-	external EEV	-	-
High Efficiency	Normal	Normal					ASYA 004/005/007/ 009/012/014 HCAH	ASYE 004/005/007/ 009/012/014 HCAH				
ARXP 018/030 GLFH	ARXA 024/030/ 036/045 GLEH	ARXC 036/045/060/ 072/090/096 GTEH	AGYA 004/007/ 009/012/014 GCGH	ACYE 004/007/ 009/012/014 GCEH	ABYA 012/014/ 018/024 GTEH	ABYA 030/036/ 045/054 GTEH	ASYA 004/007/009 GCGH	ASYE 004/007/009 GCEH	ASYA 012/014GCGH	ASYE 012/014GCEH	ASYA 18/24GBCH	ASYA 030/034GTEH
● UTY-ABGXZ1, UTY-VBGX												
			● FG-AC-BAC1Z1						● FG-AC-BAC1Z1			
● FG-IR-BMG1Z1+ UTY-TRHX			● FG-IR-BMG1Z1									
● UTY-VLGX												
			● UTY-VMSX						● UTY-VMSX			
● UTY-VMGX												
			● FG-AC-MBS1Z1						● FG-RC-MBS1Z1		● FG-AC-MBS1Z1	
			● UTY-VKSX						● UTY-VKSX			
● UTY-VKGX												
			● FG-AC-KNX1Z1						● FG-RC-KNX1Z1		● FG-AC-KNX1Z1	
			● UTY-TFSXJ3						● UTY-TFSXJ3			
			● FG-AC-WIF1Z1						● FG-RC-WIF1Z2		● FG-AC-WIF1Z1	
● FG-IR-WIF1Z1+ UTY-TRHX			● FG-IR-WIF1Z1									
● UTY-TERX												

*1: For compatibility of the new WLAN adapters with the indoor units which are not listed in this catalogue, please refer to page C-021.

Optional parts Overview

For VRF

A variety of optional parts are available to enable installation of the selected indoor unit properly according to the environment.

Optional Parts For Cassette



Human sensor kit
A built-in thermo sensor monitors and controls room temperature accurately.



Cassette grille
A lineup of cassette grilles that match a variety of interiors. A grid ceiling-type cassette grille has been added to the lineup.



For 3D flow cassette



Silver ion filter
The Silver ion filter helps to keep indoor air free from viruses, bacteria and molds.*



Fresh air intake kit
Fresh air can be taken in by a fan connected to an external control unit.

Optional Parts For V-IV



Pressure sensor kit
When installed, the height difference between the outdoor unit and indoor unit can be allowed up to 110 m.



Optional Parts For R32 VRF products

NEW



Gas Sensor kit
Used to ensure standards compliance and safety when R32 VRF products are installed.

NEW



Expansion kit
Connect to indoor units to expand the number of inputs and outputs when using multiple safety devices or external input/output functions.

Optional Parts For Floor



Silver ion filter
The Silver ion filter helps to keep indoor air free from viruses, bacteria and molds.*



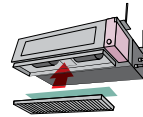
Optional Parts For Duct & Ceiling



Auto louver grille kit
The optional clean-looking flat Auto louver grille blends into any interior and provides a comfortable airflow.



Remote sensor unit
The remote sensor provides additional convenience.



Silver ion filter
The Silver ion filter helps to keep indoor air free from viruses, bacteria and molds.*



Long-life filter
Captures grit and dust. Long-life design with consideration of running costs.



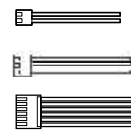
Flange
Flanges are used when connecting a medium static pressure duct type and a ceiling type with air intake and exhaust ducts.



Drain pump unit
Drains water that has accumulated during operation.



Connection Parts



External connect kit & set
Connect the printed circuit board (PCB) to external devices.

















Separation tubes
Separation tubes are available to separate the pipes when connecting multiple indoor units in a VRF system.



External power supply unit
The External power supply unit protects the increment in the system even if the power supply for some of the indoor units is shut down.

*Not a result of experiments in an actual use environment. Silver ion filter inhibits activity or growth of microorganism, but do not prevent infection.

Optional parts list for VRF



Type	Refrigerant	Indoor unit						
		Cassette				Duct		
		One-way flow	3D flow	Compact grid type/ Standard type	Circular flow	Mini (With drain pump)	Slim (With drain pump)	
				AUXB 004/005/007/ 009/012/014/ 018HLAH				ARXD 004/005/007/ 009/012/014/ 018/024 HLAH
		AUXV 004/007/009/ 012/014/018/ 024GLEH	AUXS 018/024GLEH	AUXB 004/007/009/ 012/014/018/ 024GLEH	AUXK 018/024/030/ 034/036/045/ 054GLEH	ARXK 004/007/009/ 012/014/018/ 024GLGH	ARXD 04GALH	ARXD 007/009/012/ 014/018/024 GLEH
Human sensor kit					● UTY-SHZXC			
Remote sensor unit		● UTY-XSZXZ1						
Cassette grille		● UTG-UNYA-W (004-012) UTG-UNYB-W (014-024)	● UTG-USYA-W	● UTG-UFYE-W UTG-UFYH-W (HLAH)	● UTG-UKYC-W UTG-UKYA-B			
Auto louver grille kit						● UTD-GXTA-W (4-14), UTD-GXTB-W (18), UTD-GXTC-W (24)		
Silver ion filter				● UTD-HFAA	● UTD-HFRA	● UTD-HFTA (04-014) UTD-HFTB (018) UTD-HFTC (024)	● UTD-HFTA	● UTD-HFTA (007-014) UTD-HFTB (018) UTD-HFTC (024)
Long-life filter								
Flange								
Drain Pump Unit								
Fresh air intake kit ¹⁾				● UTZ-VXAA	● UTZ-VXRA			
External power supply unit		● UTZ-GXXA UTZ-GXXC		● UTZ-GXXA UTZ-GXXC UTZ-GXXD (HLAH)	● UTZ-GXXA UTZ-GXXC			● UTZ-GXXA UTZ-GXXC UTZ-GXXD (HLAH)
Pressure sensor kit								
Gas sensor kit				● UTY-SGZY (HLAH)				● UTY-SGZY (HLAH)



Indoor unit											
Duct			Floor		Floor/Ceiling	Ceiling	Wall-mounted				V-IV Series
Medium static pressure	High static pressure		-	external EEV			-	external EEV	-	-	
							AS YA 004/005/007/ 009/012/014 HCAH	AS YE 004/005/007/ 009/012/014 HCAH			
ARXA 024/030/ 036/045 GLEH	ARXC 036/045/060 GTEH	ARXC 072/090/096 GTEH	AGYA 004/007/ 009/012/014 GCGH	AGYE 004/007/ 009/012/014 GCEH	ABYA 012/014/ 018/024 GTEH	ABYA 030/036/ 045/054 GTEH	AS YA 004/007/009 012/014 GCGH	AS YE 004/007/009 012/014 GCEH	AS YA 18/24GBCH	AS YA 030/034GTEH	AIY 072/090/108/ 126/144/162 LALDH
	● UTY-XSZXZ1						● UTY-XSZXZ1				
	● UTD-HFND	● UTD-HFKB		● UTR-FA03-5			● UTR-FA16-5		● UTR-FA13-3		
	● UTD-LF25NA	● UTD-LF60KA									
	● UTD-SF045T UTD-RF204					● UTD-RF204					
	● UTZ-PX1NBA					● UTR-DPB24T					
			● UTZ-GXXA UTZ-GXXC				● UTZ-GXXA UTZ-GXXC UTZ-GXXD (HCAH)			● UTZ-GXXA UTZ-GXXC	
											● UTY-SPWX
							● UTY-SGZY (HCAH)				

Function list for VRF

External input and output function/External connect kit

Type	Refrigerant	Indoor unit										
		Cassette				Duct				Floor		
		One-way flow	3D flow	Compact grid type/ Standard type	Circular flow	Mini (With drain pump)	Slim (With drain pump)	Medium static pressure	High static pressure	-	EEV external	
				AUXB 004/005/007/ 009/012/014/ 018HLAH			ARXD 004/005/007/ 009/012/014/ 018/024 HLAH					
		AUXV 004/007/009/ 012/014/018/ 024GLEH	AUXS 018/024 GLEH	AUXB 004/007/009/ 012/014/018/ 024GLEH	AUXK 018/024/030/ 034/036/045/ 054GLEH	ARXK 004/007/009/ 012/014/018/ 024GLEH	ARXD 007/009/012/ 014/018/024 GLEH ARXD 04GALH	ARXA 024/030/ 036/045 GLEH	ARXC 036/045/060 072/090/096 GLEH	AGYA 004/007/ 009/012/014 CGGH	AGYE 004/007/ 009/012/014 GCEH	
Input	Operation/Stop	● UTY-XWZXZD ○ UTY-XWZXZB										
	All On/All Off											
	Group stop											
	Forced stop	● UTY-XWZXZD ○ UTY-XWZXZB										
	Emergency stop	● UTY-XWZXZD ○ UTY-XWZXZB										
	Forced thermostat off	● UTY-XWZXZE ○ UTY-XWZXZ7										
	Low noise mode operation											
	Cooling/ Heating priority											
	Outdoor unit operation peak control											
	Power usage information from electricity meter											
Indoor	Operation status	● UTY-XWZXZC										
	Error status	● UTY-XWZXZC										
	Indoor unit fan operation status	● UTY-XWZXZC										
	Auxiliary heater output						● UTY-XWZXZC					
	Base pan heater											
Other	Expansion kit			● UTZ-JXXA+ UTY-XWZXZL (HLAH)			● UTZ-JXXA+ UTY-XWZXZL (HLAH)					

*2: The Touch panel controller has the functions of dry contact and voltage application, but the external connection kit described above is not necessary because the touch panel controller has an external input terminal block.

Communication system

External connect kit

£9 each

UTY-XWZXZA  UTY-XWZXZD 

UTY-XWZXZB  UTY-XWZXZE 

UTY-XWZXZC  UTY-XWZXZF 



Indoor unit						Outdoor unit						controller	Other
Floor/Ceiling		Wall-mounted				J-VS	J-IVL	J-IV	J-IVS	V-IV	VR-IV	Central remote controller	RB unit
		ASVA 004/005/007/ 009/012/014 HCAH	ASVE 004/005/007/ 009/012/014 HCAH										
ABYA 012/014/018/ 024GTEH	ABYA 030/036/045/ 054GTEH	ASVA 004/007/009 012/014 CCGH	ASVE 004/007/009 012/014 GEEH	ASVA 18/24GBCH	ASVA 030/034GTEH	AJY 040/045/054 KCTAH		AJY 040/045/054 LBDH, AJY 040/045/054 LELDH	AJY 040/045/054 LCLDH	AJY 072/090/108/ 126/144/162 LALDH	AJY 072/090/108/ 126/144 GALDH	UTY-DCGYZ3	UTP-RX01AH UTP-RX01BH UTP-RX01CH UTP-RX04BH UTP-RX08AH UTP-RX12AH
<ul style="list-style-type: none"> ● UTY-XWZXZD ○ UTY-XWZXZB 													
												<ul style="list-style-type: none"> ● UTY-XWZXZ7 ○ UTY-XWZXZ8 	
						<ul style="list-style-type: none"> ● UTY-XWZXZ6 							
<ul style="list-style-type: none"> ● UTY-XWZXZD ○ UTY-XWZXZB 													
<ul style="list-style-type: none"> ● UTY-XWZXZD ○ UTY-XWZXZB 						<ul style="list-style-type: none"> ● UTY-XWZXZ6 						<ul style="list-style-type: none"> ● UTY-XWZXZ7 ○ UTY-XWZXZ8 	
<ul style="list-style-type: none"> ● UTY-XWZXZE ○ UTY-XWZXZ7 													
						<ul style="list-style-type: none"> ● UTY-XWZXZ6 							
						<ul style="list-style-type: none"> ● UTY-XWZXZ6 						<ul style="list-style-type: none"> ● UTY-XWZXZ6 ○ UTY-XWZXZ8 	
						<ul style="list-style-type: none"> ● UTY-XWZXZ6 							
						<ul style="list-style-type: none"> ● UTY-XWZXZF 							
<ul style="list-style-type: none"> ● UTY-XWZXZC 						<ul style="list-style-type: none"> ○ UTY-XWZXZ6 						○UTY-XWZXZA	
<ul style="list-style-type: none"> ● UTY-XWZXZC 						<ul style="list-style-type: none"> ○ UTY-XWZXZ6 						○UTY-XWZXZA	
<ul style="list-style-type: none"> ● UTY-XWZXZC 													
						<ul style="list-style-type: none"> ● UTY-XWZXZ9 				<ul style="list-style-type: none"> ● UTY-XWZXZ9 			
		<ul style="list-style-type: none"> ● UTZ-JXXA+ UTY-XWZXZL (HCAH) 											

●: Dry Contact ○: Apply Voltage






Residential, Commercial & Light Commercial

VENTILATION

VENTILATION Lineup

- Vn-206 Energy Recovery Ventilator
 - ERV Interlock Relay
 - Fujitsu Hard Wired Controller Interface
- Vn-210 DX kit for Air handling applications
 - for VRF Outdoor unit
- Vn-212 DX kit for Air handling applications
 - for Single Split Outdoor Units





Efficient heat exchange combined with fresh ventilation

The use of a high-efficiency heat-exchanging process achieves outstanding energy efficiency and quiet operation. The heat-exchanging mode or the normal ventilation mode can be appropriately selected according to the air conditioning requirements of the space to create a comfortable air-conditioned space.

Lineup

Airflow rate (m ³ /h)	250		350		500		800		1000							
Energy Recovery Ventilator																
	UTZ-BD025C		UTZ-BD035C		UTZ-BD050C		UTZ-BD080C		UTZ-BD100C							
Connectable capacity class (kW)	5.0	6.3	8.0	10.0	12.5	14.0	20.0	25.0	40.0	50.0						
DX kit for Air handling applications for VRF Outdoor unit																
	EEV unit UTP-VX30A		Control unit UTY-VDGX		EEV unit UTP-VX60A		Control unit UTY-VDGX		EEV unit UTP-VX90A		Control unit UTY-VDGX		EEV unit UTP-VX90A × 2		Control unit UTY-VDGX	
Connectable capacity class (kW)	2.5 - 22.0															
DX kit for Air handling applications for Single Split Outdoor Units																
	UTY-XDZXUK															

Energy Recovery Ventilator



The energy recovery ventilator unit provides energy efficiency for comfort and improved savings.

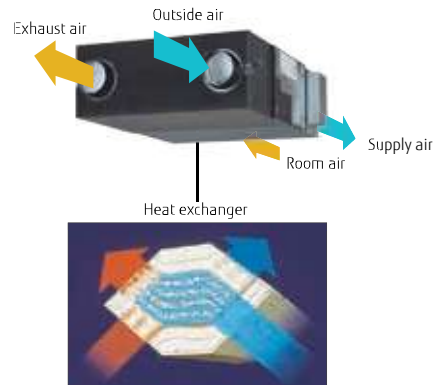
Heat exchange ventilation and normal ventilation

Heat exchange ventilation

When a room is cooled or heated, the exhausted cooling or heating energy is recovered by heat exchange ventilation.

Normal ventilation

Used when the indoor space does not require cooling or heating, i.e., when there is little temperature difference between the indoor and outdoor environments.



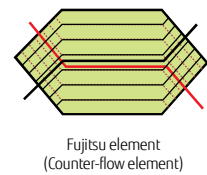
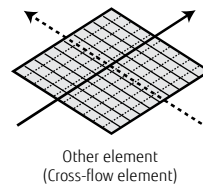
A high-efficiency counter-flow heat-exchanging element is used in the setup.

Energy efficiency and ecology

The use of a counter-flow heat-exchanging element, designed to recover up to 77% of heat from the outgoing air, significantly reduces energy consumption. The air conditioning load is reduced by approximately 20%, which results in substantial savings in energy cost.

Comparison of heat-exchanging elements

Air flows in a straight line through a crossflow element. In contrast, air flows for a longer time (a longer distance) through a counter-flow element to achieve more consistent heat-exchanging performance.



Quiet operation

Significantly lower noise levels are achieved by reducing pressure loss.

25.5dB
(UTZ-BD035C)

Extended range of external static pressure

The use of a powerful fan motor improves the external static pressure. This allows it to be installed in a variety of buildings.

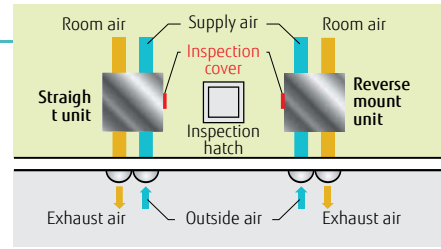
Slim design for easier installation

The use of a counter-flow heat-exchanging element made it possible to design a quieter, slimmer unit.



Reverse-mountable direct air supply and exhaust system

Simplifies the duct design, due to its straight ducts for air supply and exhaust. Since each unit can be mounted facing opposite directions, only one inspection hole is needed for two units. This makes duct work easier and more flexible.



Simple remote operation

Easy operation with connected liquid crystal switch

- Power On/Off
- On/Off Timer
- Air volume High/Low
- Clean filter display
- Heat exchange ventilation and normal ventilation



Model: UTZ-BD025C/UTZ-BD035C/UTZ-BD050C/UTZ-BD080C/UTZ-BD100C



UTZ-BD025C



UTZ-BD035C



UTZ-BD050C



UTZ-BD080C



UTZ-BD100C

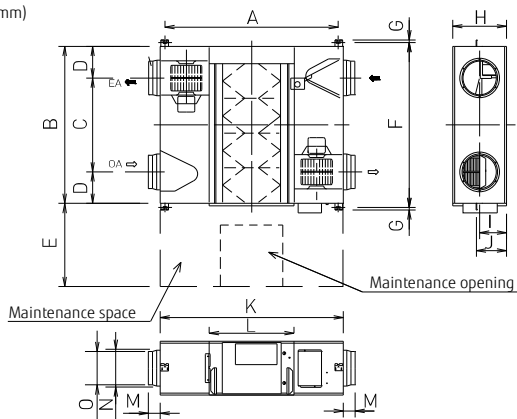
Specifications

Rated flow rate			250 m ³ /h	350 m ³ /h	500 m ³ /h	800 m ³ /h	1000 m ³ /h	
Model name			UTZ-BD025C	UTZ-BD035C	UTZ-BD050C	UTZ-BD080C	UTZ-BD100C	
Power source			Single phase, ~220 to 240 V, 50 Hz					
Heat Exchange Ventilation	Input power	(Extra high)/High/Low	W	128/123/96	190/185/168	289/225/185	418/378/295	464/432/311
	Airflow rate	(Extra high)/High/Low	m ³ /h	250/250/190	350/350/240	500/500/440	800/800/630	1,000/1,000/700
			l/s	69/69/52	97/97/66	138/138/122	222/222/175	277/277/194
	External static pressure	(Extra high)/High/Low	Pa	105/95/45	140/60/45	120/60/35	140/110/55	105/80/75
	Temperature exchange efficiency	(Extra high)/High/Low	%	75/75/77	75/75/78	75/75/76	75/75/76	75/75/79
	Energy exchange efficiency cooling	(Extra high)/High/Low	%	63/63/65	66/66/71	62/62/64	65/65/68	65/65/70
	Energy exchange efficiency heat pump	(Extra high)/High/Low	%	70/70/72	69/69/73	67/67/69	71/71/74	71/71/76
Sound pressure level	(Extra high)/High/Low	dB*	31.5/30.5/26.5	33.0/31.0/25.5	37.5/35.5/32.5	37.5/37.0/34.5	38.5/37.5/34.5	
Normal Ventilation	Input power	(Extra high)/High/Low	W	128/123/96	190/185/168	289/225/185	418/378/295	464/432/311
	Airflow rate	(Extra high)/High/Low	m ³ /h	250/25/190	350/350/240	500/500/440	800/800/630	1,000/1,000/700
			l/s	69/69/52	97/97/66	138/138/122	222/222/175	277/277/194
	External static pressure	(Extra high)/High/Low	Pa	105/95/45	140/60/45	120/60/35	140/110/55	105/80/75
Sound pressure level	(Extra high)/High/Low	dB*	31.5/30.5/26.5	33.0/31.0/25.5	38.5/38.0/32.5	37.5/37.0/34.5	40.5/39.5/36.5	
Dimensions	W × D × H	mm	882 × 599 × 270	1,050 × 804 × 317	1,090 × 904 × 317	1,322 × 884 × 388	1,322 × 1,134 × 388	
Weight		kg	29	49	57	71	83	
Outlet duct diameter		mm	150	150	200	250	250	
Operating range		°C	-10 to 40	-10 to 40	-10 to 40	-10 to 40	-10 to 40	
Maximum humidity		%	85	85	85	85	85	
Unit List Price		£	1,323	1,584	1,877	2,564	3,012	

* Noise level measured 1.5 m below the center of the unit

Dimensions

(Unit: mm)



	UTZ-BD025C	UTZ-BD035C	UTZ-BD050C	UTZ-BD080C	UTZ-BD100C
A	810	978	1,018	1,250	1,250
B	599	804	904	884	1,134
C	315	580	640	428	678
D	142	112	132	228	228
E	600	600	600	600	600
F	655	860	960	940	1,190
G	19	19	19	19	19
H	270	317	317	388	388
I	135	159	159	194	194
J	159	182	182	218	218
K	882	1,050	1,090	1,322	1,322
L	414	470	470	612	612
M	95	70	70	85	85
N	Ø164	Ø164	Ø210	Ø258	Ø258
O	Ø144	Ø144	Ø194	Ø242	Ø242

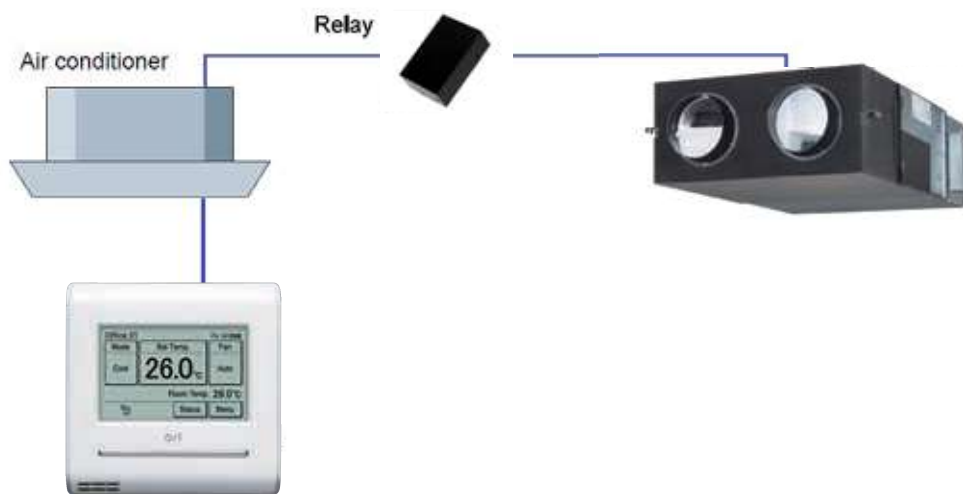
Energy Recovery Ventilator Options

Energy recovery ventilator unit offers maximum comfort and greater energy savings.



ERV Interlock Relay

This accessory will allow an Energy Recovery Ventilator unit to start & stop in unison with the connected indoor unit
(There will be no control over on / off, fan speed or damper bypass)



Model		UTY-ERVRELAY1
Power Supply		208-240V 50Hz, Single Phase
Dimensions (HxWxD)	mm	
Weight	kg	
List Price	£	95

If this interlock relay is installed you must not install the controller that comes with the ERV, Damage will occur

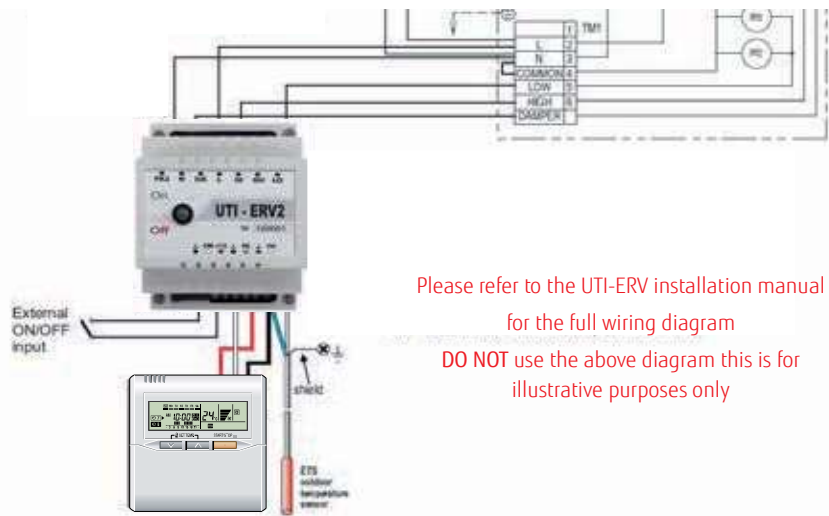
Hard wired Control Interface

In order to use a Fujitsu hard-wired controller with the ERV units an interface is required

The UTIERV2 interface provides the following features:-

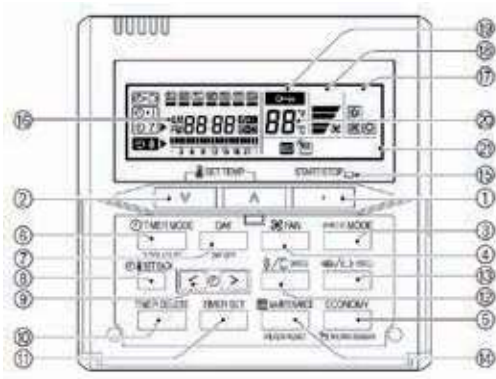


- UTI-ERV2 interface is supplied with an outside air intake duct sensor for control of the ERV bypass damper e.g. heat recovery or "free cooling" bypass mode
- Dry contact terminals for remote on/off e.g. from BMS
- Allows the use of a Fujitsu UTY-RNNYM* hard wired controller which has the following features:
- Allows ERV fan speed selection from the remote controller
- Controller has an integral 7 day programmable time clock
- Controller has temperature selection for auto control of the damper
- Filter clean indicator facility
- Manual or Auto control of the bypass damper

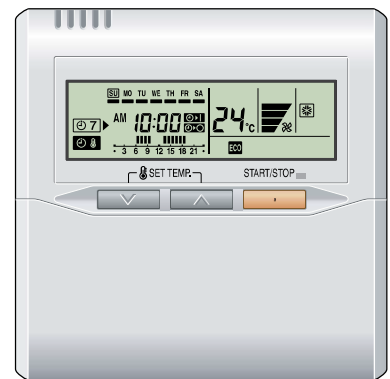


Please refer to the UTI-ERV installation manual for the full wiring diagram
DO NOT use the above diagram this is for illustrative purposes only

Description of the buttons on UTY-RNNYM remote



1. Start / Stop
 2. Set Temperature
 3. Master Control
 4. Fan Control
 5. ERV on/off
 6. Timer mode (clock adjust)
 7. Day (day off)
 8. Set Back
 9. Set Time
 10. Delete
 11. Set
 12. N/A
 13. N/A
 14. Filter Button
 15. Operation Lamp
 16. Timer & Clock Display
 17. Operation Mode Display
 18. Fan Speed Display
 19. Operation Lock Display
 20. Temperature Display
 21. Function Display
- Delete
 Set Button



Model		UTI-ERV-2	UTY-RNNYM
Power Supply		208-240V 50/60Hz, Single Phase	From UTI-ERV-2
Power Consumption	W	6.5	-
Dimensions (HxWxD)	mm	67x288x211	120x120x18
Weight	kg	1.5	0.16
List Price	£	443	131

If this interface is installed you must not use the controller that comes with the ERV, Damage will occur

*UTYRNNYM to be ordered separately

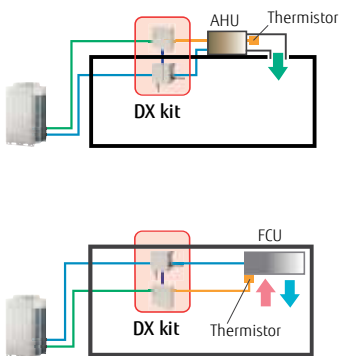
DX kit

for Air handling applications
for VRF Outdoor unit



With these kits, air handling units (AHUs) and fan coil units (FCUs) from other manufacturers can be incorporated into Fujitsu General VRF systems, or one AHU can be connected to one Fujitsu General VRF dedicated outdoor unit to control outdoor ventilation and room temperatures.

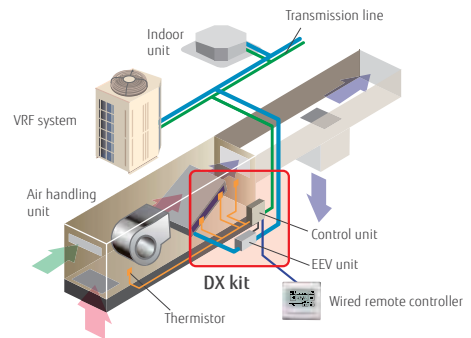
Multiple temperature sensors optimally control an Air handling unit and a fan coil unit.



When connected to an Air handling unit, the temperature of supply air is controlled by a discharge air sensor.

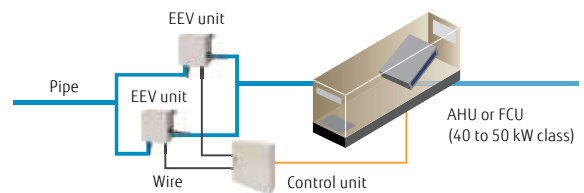
When connected to a fan coil unit, the room temperature is controlled by the discharge air sensor.

Application as part of a VRF system



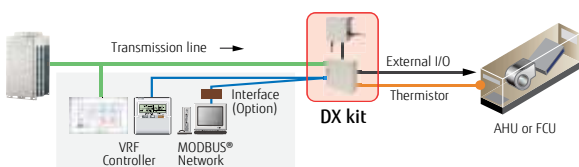
Supports a wide range of capacity classes

- Two EEV units can be connected in parallel to large-capacity units of up to 20 HP (50 kW). (UTP-LX180A separation tube required)
- Connectable capacity range: 5 kW to 50 kW

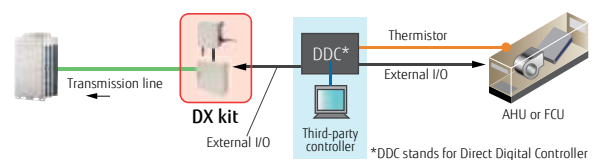


A variety of control options that meet application requirements

Central control enabled by our VRF controllers or central management controllers



Central control from external controllers



*DDC stands for Direct Digital Controller

Summary of functions

Inputs

- On/Off
- Setting temperature
- Capacity demand
- Heating/Cooling operation modes
- Fault information

Outputs

- On/Off indication
- Fan On/Off indication
- Thermostat On/Off indication
- Defrost indication
- Fault indication

MODBUS® Control

Can be controlled via a MODBUS®-enabled BMS using an optional interface.

Installation requirements

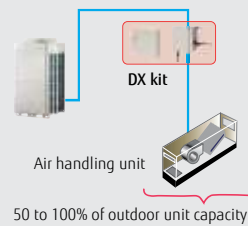
- Connectable VRF Series: All VRF Series
- Capacity range of connectable DX kit systems with outdoor units: 50 to 100% of capacity
- Capacity range of connectable DX kit systems with indoor units: 30% or less of capacity
- Max. wire length from a control unit: 10 m
- Max. pipe length between EEV unit and indoor unit: 5 m
- A control unit (IP54 class) and an EEV unit can be installed outdoors.

Optional separation tube to connect two EEV units: UTP-LX180A (List Price £123)

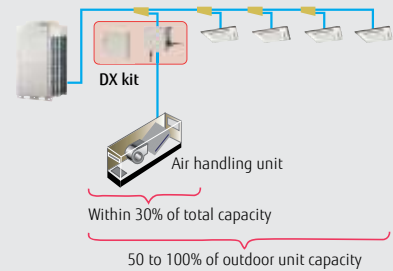


Connectable capacity

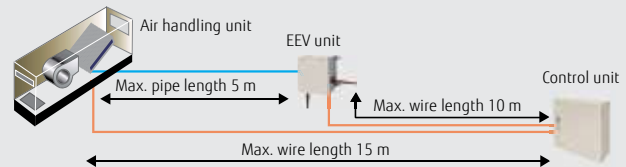
• Single connection



• Mixed connection



Pipe and wire length



Control unit: UTY-VDGX

EEV unit: UTP-VX30A/UTP-VX60A/UTP-VX90A



Specifications

Connectable capacity class		5.0 kW	6.3 kW	8.0 kW	10.0 kW	12.5 kW	14.0 kW	20.0 kW	25.0 kW	40.0 kW	50.0 kW
Capacity	Cooling	5.6	6.3	8.0	10.0	12.5	14.0	22.4	25.0	40.0	50.4
	Heating	6.3	7.1	9.0	11.2	14.0	16.0	25.0	28.0	45.0	56.5
Control unit		UTY-VDGX									
Power source	V/∅/Hz	230/1/50									
Dimensions (H × W × D)	mm	400 × 400 × 120									
Unit List Price	£	1,053									
EEV unit		UTP-VX30A		UTP-VX60A		UTP-VX90A		UTP-VX90A × 2			
Connection pipe diameter (Liquid)	mm	3/8		1/2		1/2		1/2 × 2			
Dimensions (H × W × D)	mm	160 × 220 × 90		160 × 220 × 90		160 × 220 × 90		160 × 220 × 90			
Unit List Price	£	325		325		325		325 × 2			

Note: Specifications are based on the following conditions.

Cooling: Indoor temperature of 27°CDB/19°CWB, and outdoor temperature of 35°CDB/24°CWB.

Heating: Indoor temperature of 20°CDB/15°CWB, and outdoor temperature of 7°CDB/6°CWB.

Pipe length: 7.5 m Voltage: 230 [V].

DX kit

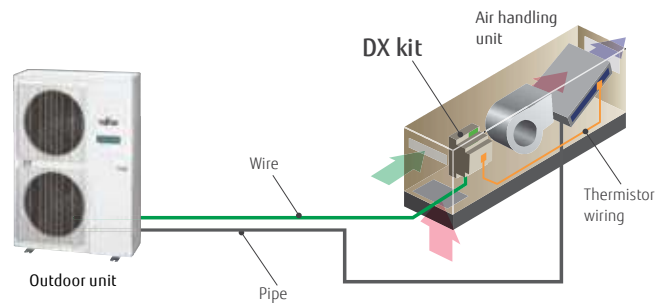
for Air handling applications
for Single Split Outdoor Units



With this kit, other manufacturers' Air handling units (AHUs) and fan coil units (FCUs) can be incorporated into Fujitsu General Split outdoor units.

Flexible connectivity

This kit allows connections to third-party equipment. This control unit can also be used in conjunction with Fujitsu General single-split outdoor units, providing a perfect solution when a stand-alone Air handling unit is needed.



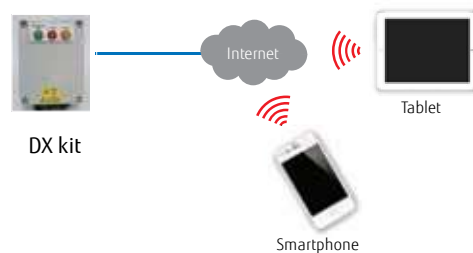
Supports a wide range of capacity classes

Capable of connecting large capacities in the range of 2.5 kW to 22.0 kW (Nominal)



Mobile devices allow for operation from anywhere

Can be operated and managed remotely using your smartphone or tablet.



Summary of functions

Inputs

- On/Off
- Heating/Cooling operation modes
- Capacity demand (analogue 0 to 10 V)
- Heat exchanger temperature

Outputs

- Status of Compressor, Defrost, and Errors (Potential free relays)
- Status indicator with LED

Wireless LAN Control

Wireless LAN control through cloud connectivity enables secure remote monitoring and control from anywhere.

Easy installation

- No external expansion device required
- No separate external power supply required, unit powered from outdoor



Model: UTY-XDZX



Specifications

R410A models

BTU			12LBLA	14LBLA	45LATT	60LATT	72LRLA	90LRLA
Capacity (Nominal)	Cooling	kW	3.5	4.3	12.1	15.0	19.0	22.0
	Heating		4.1	5.0	13.3	18.0	22.4	27.0
Outdoor Unit List Price		£	1,128	1,195	2,506	3,040	4,180	4,358

R32 models

BTU			09KBTB	12KBTB	14KBTB	18KBTB	22KBTB	24KBTB	30KBTB	36KBTB 36KRTA	45KBTB 45KRTA	54KBTB 54KRTA
Capacity (Nominal)	Cooling	kW	2.5	3.5	4.3	5.2	6.0	6.8	8.5	9.4	12.1	13.3
	Heating		3.2	4.1	5.0	6.0	7.0	7.5	10.0	10.8	13.3	15.8
Outdoor Unit List Price		£	745	818	948	1,099	1,286	1,415	1,642	2,044 2,065	2,159 2,256	2,250 2,273

Control Box

Model name		UTY-XDZX	
Power source	V/Ø/Hz	230/1/50	
Dimensions (H × W × D)	mm	90.2 × 53.3 × 57.5	
Weight	g	110	
Unit List Price	£	1,032	

Note: Specifications are based on the following conditions.

Cooling: Indoor temperature of 27°CDB/19°CWB, and outdoor temperature of 35°CDB/24°CWB.

Heating: Indoor temperature of 20°CDB/(15°CWB), and outdoor temperature of 7°CDB/6°CWB.

Pipe length: 5.0 m Voltage: 230 [V].



Light Commercial & Commercial, Residential
**CONTROL SYSTEM &
OPTIONAL PARTS**

- C-216 Comparison table of controllers
- C-254 Optional Parts Overview
- C-260 Leak Detection
- C-266 Leak Detection by TQ Environmental



A wide product lineup to meet a variety of needs

We can flexibly meet customer needs through a variety of offerings including wired and wireless individual remote controllers, central remote controllers that simultaneously control multiple indoor units, and a variety of converters that link with other systems.

CONTROL SYSTEM

INDIVIDUAL CONTROL

- C-218 Wired remote controller (Design type)
- C-220 Wired remote controller (with touch panel)
- C-222 Wired remote controller / Compact wired remote controller
- C-224 Simple remote controller
- C-224 Wireless remote controller
- C-226 IR receiver unit

CONVERTERS/ADAPTERS

- C-228 Fujitsu WLAN adapter
- C-230 Intesis WLAN adapter

CENTRALIZED CONTROL

- C-231 Home central remote controller
- C-232 Central remote controller
- C-234 Touch panel controller
- C-238 System controller **Software** / System controller lite **Software**

CONVERTERS/ADAPTERS

- C-242 MODBUS® converter for indoor unit
- C-243 MODBUS® interface
- C-244 MODBUS® converter for VRF
- C-245 BACnet® interface
- C-246 BACnet® gateway **Software**
- C-247 BACnet® gateway **Hardware**
- C-248 KNX® converter for indoor unit / KNX® converter for VRF
- C-249 KNX® interface
- C-250 Network converter for single-split type
- C-251 Network converter for LONWORKS™
- C-252 External switch controller / Signal amplifier

Optional parts

- C-256 Silver ion filter
- C-257 Auto louver grille kit
- C-258 Pressure sensor kit
- C-259 External power supply unit
AIR BEAM radiation air outlet unit
- C-260 Gas sensor kit
- C-262 Cassette Grilles, Condensate Pumps,
Separation tubes & other products

Refrigerant Leak Detection by TQ Environmental

- C-266 TQ31 Sensor
- C-267 TQ32 Area Alarm Panel
- C-267 TQ35 Central Alarm Panel



SPLIT



MULTI-SPLIT





VRF J Series



VRF V Series

Comparison table of controllers

Item							
	Wired remote controller (Design type)	Wired remote controller (with touch panel)	Wired remote controller	Compact wired remote controller	Simple Remote Controller	Simple remote controller*1	
Model name	UTY-RVRY	UTY-RNRYZS	UTY-RVNYM	UTY-RCRYZ1	UTY-RSRY	UTY-RHRY	
Maximum number of controllable remote controller groups	1	1	1	1	1	1	
Maximum number of controllable indoor units	16	16	16	1	16	16	
Maximum number of controllable groups	—	—	—	—	—	—	
Air conditioning control functions	ON/OFF	●	●	●	●	●	●
	Operation mode setting	●	●	●	●	●	—
	Fan speed control	●	●	●	●	●	●
	Room temperature setting	●	●	●	●	●	●
	Setting temperature range limitation	●	●	●	—	●	●
	Test operation	●	●	●	●	●	●
	Vertical louver setting	●	●	●	●	●	●
	Horizontal louver setting	●	●	●	●	—	—
	Individual louver control	●	●	—	●	—	—
	Group setting	—	—	—	—	—	—
	Remote controller prohibition	—	—	—	—	—	—
	Anti-freeze setting	●	●	—	●	—	—
	Set temperature auto return	●	●	●	—	—	—
	Economy mode setting	●	●	●	●	—	—
Human sensor control	●	●	—	—	—	—	
Displayed items	Error	●	●	●	●	●	●
	Defrosting	●	●	●	●	●	●
	Current time	●	●	●	—	—	—
	Day of week	●	●	●	—	—	—
	Remote controller prohibition	●	●	●	●	●	●
	Address display	●	●	●	●	●	●
	Room temperature	●	●	●	●	●	●
	Multiple language support	●	●	●	—	—	—
	Setting for daylight saving time	●	●	●	—	—	—
	Name registration	●	●	—	—	—	—
	Backlighting	●	●	●	●	●	●
	2D floor layout/3D building display	—	—	—	—	—	—
	Refrigerant leak detector	—	—	—	—	—	—
	Refrigerant Cycle Monitor	●	●	—	—	—	—
	Logo Display	●	—	—	—	—	—
	Limited Visibility of Settings	●	—	—	—	—	—
Timer	Schedule timer	Period Week	Week	Week	—	—	—
		8	8	8	—	—	—
	ON/OFF timer	—	●	●	●(OFF only)	—	—
	Sleep timer	—	—	—	—	—	—
	Program timer	—	—	—	—	—	—
	Auto-off timer	●	●	●	—	—	—
	Day off	●	●	●	—	—	—
Minimum unit of timer setting (minutes)	1 • 10	10 • 30	30	—	—	—	
Control	Remote monitoring management system	—	—	—	—	—	—
	Electricity charge apportionment	—	—	—	—	—	—
	Error history	●	●	●	—	—	—
	Emergency stop	—	—	—	—	—	—
	Remote monitoring management	—	—	—	—	—	—
	Energy-saving management	—	—	—	—	—	—
	E-mail notification in case of failure	—	—	—	—	—	—
	Key lock	● Child lock	● Child lock	● Child lock	—	—	—
Low noise mode	—	—	—	—	—	—	

Wired remote controller (Design type)

UTY-RVRY



NEW



Up to
16 indoor units
Up to
1 group



Simple and stylish design that harmonizes with the space

- The new stylish design controller, UTY-RVRY, enables intuitive operation with touch screen. It is compatible with many 2-wired indoor units.

Harmonizes with the Installation Space

When not in use, the controller is a part of the interior décor. This is achieved by using mirrors, glass, and clear panels, and it appears to be one with the wall. The sleek and stylish design won the 2022 Good Design Award and was selected as a finalist for the 2023 IDEA award.



Intuitive operation

The touch screen is easily operated by swiping vertically and horizontally, and users can operate the controller without using manuals.

Temp. Setting



Operation Mode



Status LED Colors

When not in use, the operation mode is indicated through LED lamp colors shown under the controller. The LED lamp can be switched ON and OFF to avoid glare at night.



Blue: Cooling



Red: Heating



Green: Dry



Purple: Auto

Features: Wired Remote Controller (Design type)

Refrigerant cycle monitor

The controller will display specific sensor values of outdoor and indoor units for maintenance and service support.

- * Display screen example
- * This function is only supported by split units, using the H-Serial communication protocol! Example: ASYH30KMTB



Logo Display

The controller can display hotel logos when not in use. Images are sent via Bluetooth® connection where data is saved in the flash memory built into each controller.

* Color display available

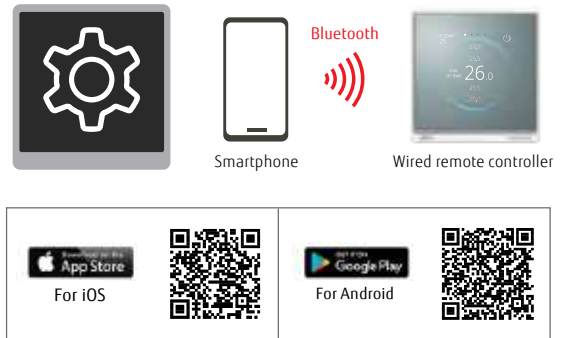


AIRSTAGE Remo Set application (free download)

Set up your new Wired Remote Controller via Bluetooth from your smartphone (or directly at the controller).

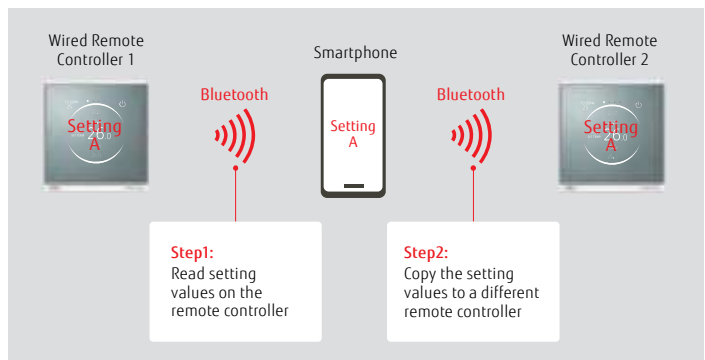
Features:

- Initial configuration
- Function setting
- Custom logo import
- Copy settings between controllers



Initial Settings / Indoor Unit Function

The initial controller settings and indoor unit function settings can be sent from a smartphone by pairing with the controller via Bluetooth. It also can read the setting values of a paired controller, and send a copy of them to one or more additional controllers, significantly reducing installation time.



*Smartphone : Wired Remote Controller = 1 : 1

Specifications

Model name	UTY-RVRY	
Power Source	DC12V	
Dimensions (H × W × D) (mm)	121.5 × 116 × 26	
Weight (g)	225	
Unit List Price	£	282

DC 12 V is supplied by the indoor unit.

Wired remote controller (with touch panel)

UTY-RNRYZ5



Up to
16 indoor units
Up to
1 group

Easy operation due to large high-resolution STN-LCD touch panel screen

- Touch screen LCD
- Built-in daily/weekly timer (ON/OFF, temperature, modes)
- Backlit screen for easy operation in the dark.
- Room temperature display
- Controls up to 16 indoor units
- Supports 12 languages: Chinese, Dutch, English, French, German, Greek, Italian, Polish, Portuguese, Russian, Spanish, and Turkish
- Nonpolar 2-core type

High performance and compact size

A single remote controller controls each connected indoor unit and provides a weekly timer function and a variety of energy-saving options.



Accurate control for comfort

A thermo sensor built into the remote controller monitors room temperature accurately.



Room temperature display
Room temperature sensor

Energy saving controls

Custom Auto

- Maintains 2 separate setpoints for heating and cooling operations.
- Automatically switches between heating and cooling modes.

* Not available for some models

Auto-off timer

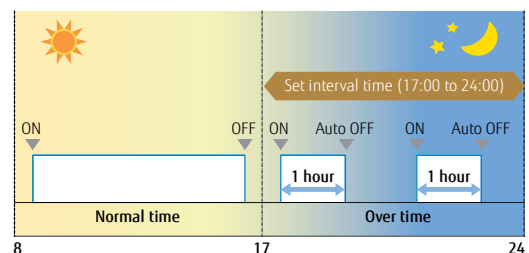
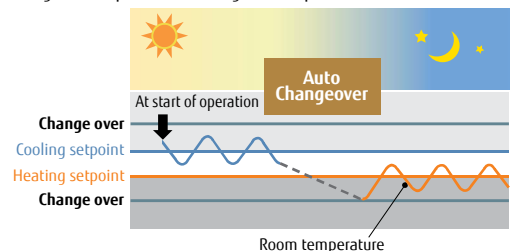
- While the Auto-off timer is activated, if the set off time is specified as, for example, one hour, the power will automatically turn off one hour after the start of operation.
- A desired time frame can be specified for the Auto-off timer.
- The off-time can be set from 30 to 240 minutes.

2-setting weekly timer

Set temperature auto return

Setting temperature range limitation

Cooling set temp. 27°C, Heating set temp. 26°C



e.g.) Between 17:00 and 24:00 (over time hours), when the 1 hour set off time has elapsed, the system will automatically turn off the indoor unit as it

Features: Wired Remote Controller (Touch Panel)

Refrigerant cycle monitor (Option)

Wired Remote Controller (Touch Panel) will support to display some sensor values for maintenance and service support.

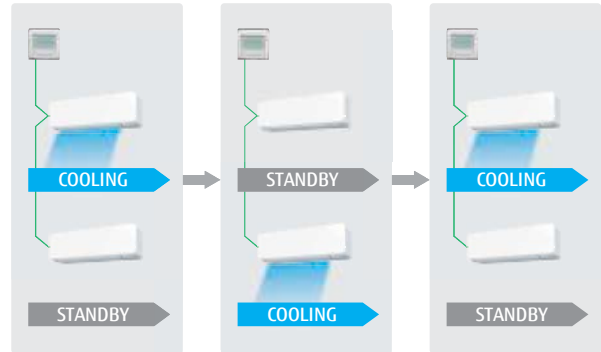
* This function is only supported by split units, using the H-Serial communication protocol! Example: ASYH30KMTB



Multi System Control*1

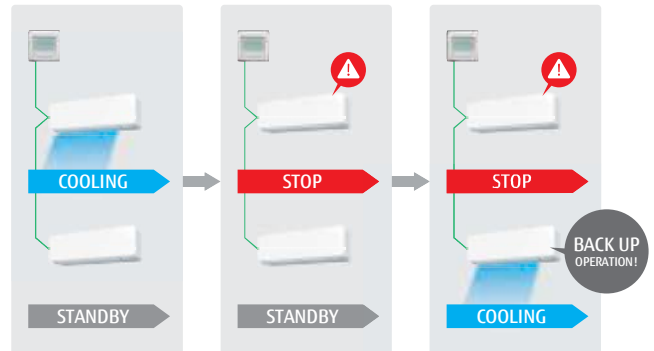
1) Lead Lag Operation

Standby Indoor Unit can be selected in lead lag operation. By this, the Indoor units will last longer than operating by nonstop.



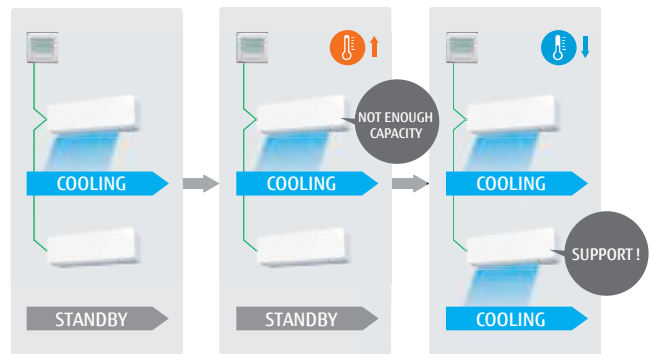
2) Back up operation

In case of unexpected Indoor unit error, other Indoor units will start providing back up operation.



3) Lag Operation

In case of unexpected room temperature rise, other Indoor Units will start providing lag operation.



*1: "Lead Lag Setting" is an easy-to-use function for room temperature control when using multiple indoor units, while reducing the burden placed on each indoor unit.
 If you wish to make use of this function, ensure you use indoor units equipped with a "Special Cooling" function.
 For Split products with "Special Cooling" function, refer to S-068 to S-071.
 If you use indoor units that do not have a "Special Cooling" function, under certain conditions, there is a chance that "Backup operation" may not operate correctly, and the "Lead Lag Setting" function will not give the expected results.
 Additionally, for rooms that require strict conditions, such as server rooms, please consider other appropriate measures.
 Please note that we will not provide compensation for any damages suffered to your appliances or data as a result of using this function.
 For more details, please confirm with your nearest retail store.

Specifications

Model name	UTY-RNRYZ5	
Power Source	DC 12 V	
Dimensions (H × W × D) (mm)	120 × 120 × 20.4	
Weight (g)	220	
Unit List Price	£	185

DC 12 V is supplied by the indoor unit.

Wired remote controller

UTY-RVNYM



Hi-grade individual control with a wide range of functions.

- 3.7-inch backlit LCD screen.
- Supports energy-saving functions with simple operation.
- Supports 9 languages: English, French, German, Greek, Italian, Portuguese, Russian, Spanish, and Turkish

Up to
16 indoor units
Up to
1 group

Visually intuitive operation

- Each function is displayed as an icon.
- Main functions are indicated by large icons: "Mode," "Set Temp," and "Fan"
- Easy operation with control guide display
- Simple operation with easy 4-way navigation pad



Icon display (weekly time)
Set temperature
Control guide display

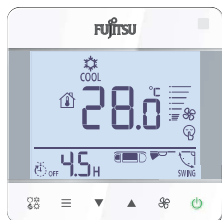
High performance and compact size

- A single remote controller controls each connected indoor unit and provides a variety of energy-saving options.



Compact wired remote controller

UTY-RCRYZ1

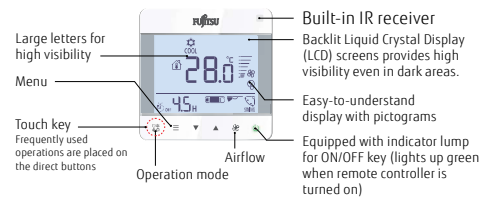


- Simple design that matches stylish interiors
- The body of the controller, which is easy to install, is designed to conform to the European standard junction box.
- Can be operated both by wireless and wired remote controller.
- Nonpolar 2-core type

Up to
1 indoor units
Up to
1 group

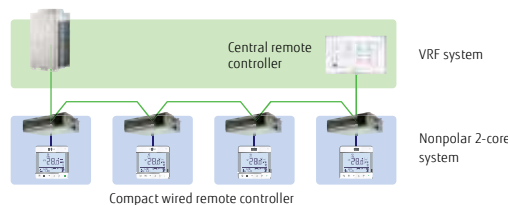
Large screen and simple display

- Large screen but compact size
- Large, easy-to-read letters are used.
- The controls are simple and easy to understand.




System overview

VRF connection



RAC connection



Specifications

Model name	UTY-RVNYM	UTY-RCRYZ1
Power source	12 V DC	12 V DC
Dimensions (H × W × D) (mm)	120 × 120 × 21.3	86 × 86 × 44
Weight (g)	220	135
Unit List Price	£ 141	£ 138

12 V DC supplied by an indoor unit



Simple remote controller

UTY-RSRY / UTY-RHRY (without operation mode)



UTY-RSRY

UTY-RHRY
(Without operation mode)

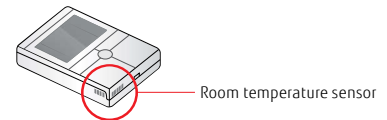
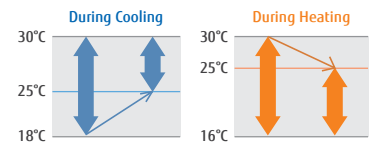
Compact remote controller with basic functionality

- Up to 16 indoor units can be controlled with one remote controller.
- Suitable for hotels or offices as it is easily operated with no complex functions.
- Simple design that matches stylish interiors
- Large LCD screen and easy-to-use control buttons
- Backlight: White backlight makes it easy to operate in the dark.
- Nonpolar 2-core type

Up to
16 indoor units
Up to
1 group

Supports a variety of applications

- **Vertical louver control:** Adjusts the vertical airflow direction of a duct-type indoor unit with an auto louver or a cassette type installed in a hotel room or a conference room.
- **Setting temperature range limitation:** Enables an indoor unit to operate in an energy-saving manner in a small building not equipped with a central remote controller.
- **Built-in room temperature sensor:** Monitors and controls room temperature accuracy.



Wireless remote controller

UTY-LNTY



Up to
16 indoor units
Up to
1 group
Up to
4 different daily timers

Simple and versatile operations with a choice of 4 different types of timers

- Controls up to 16 indoor units.

Built-in timer

4 timer programs: ON/OFF/Program/Sleep
 Program timer: Sets ON/OFF time once for every 24 hours.
 Sleep timer: Adjusts the set temperature automatically while the sleep timer is on.

Easy installation and operation

Different codes can be assigned to up to 4 indoor units to prevent a mix-up.
 Wide and precise transmitting range

Specifications

Model name	UTY-RSRY	UTY-RHRY	UTY-LNTY
Power source	12 V DC	12 V DC	3.0V (1.5V R03/LR03/AAA x 2)
Dimensions (H x W x D) (mm)	120 x 75 x 19.4	120 x 75 x 19.4	205 x 61 x 17
Weight (g)	120	120	125
Unit List Price	£ 179	£ 177	£ 63

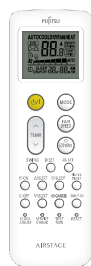
12 V DC supplied by an indoor unit

Wireless remote controller

UTY-LNVY



NEW



Up to
16 indoor units
Up to
1 group
Up to
4 different daily timers

New stylish design with backlight

- It has adopted a new simple and stylish design.
- The built-in backlight allows the screen to be seen even in dark rooms.

Built-in timer

4 timer programs: ON/OFF/Program/Sleep
 Program timer: Sets ON/OFF time once for every 24 hours.
 Sleep timer: Adjusts the set temperature automatically while the sleep timer is on.

Error diagnosis

It can detect the reason for system errors easily.
 When an error is detected, the error code number can be checked using the remote controller display.

Precise control

The setting temperature can be adjusted precisely depending on the environment as the controller can set the temperature via 0.5 °C*.

*Depends on the indoor unit

Wireless remote controller

UTY-LNHY



Up to
16 indoor units
Up to
1 group
Up to
4 different daily timers

Simple and versatile operations with a choice of 4 different types of timers

- Controls up to 16 indoor units.

Built-in timer

4 timer programs: ON/OFF/Program/Sleep
 Program timer: Sets ON/OFF time once for every 24 hours.
 Sleep timer: Adjusts the set temperature automatically while the sleep timer is on.

Easy installation and operation

Different codes can be assigned to up to 4 indoor units to prevent a mix-up.
 Wide and precise transmitting range


Specifications

Model name	UTY-LNVY	UTY-LNHY
Battery	3.0V (1.5V R03/LR03/AAA x 2)	3.0V (1.5V R03/LR03/AAA x 2)
Dimensions (H x W x D) (mm)	181 x 58 x 17	170 x 56 x 19
Weight (g)	116	85
Unit List Price	£	63
	Future Release Price to be Confirmed	

12 V DC supplied by an indoor unit

IR receiver unit for duct type

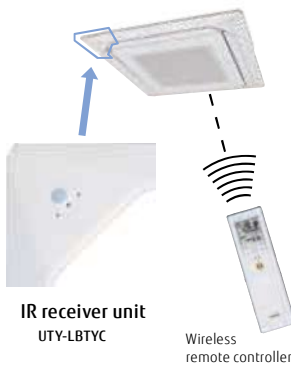
UTY-LRHYM / UTY-LBTYM



The wireless remote controller controls duct type indoor units.

IR receiver unit for Cassette

UTY-LBTYC



Cassette type indoor unit can be controlled with a Wireless remote controller.

IR receiver unit for ceiling type

UTY-LBTYH



The wireless remote controller controls ceiling type indoor units.

Specifications

< Wireless Remote Controller >

Model name	UTY-LRHYM	UTY-LBTYM	UTY-LBTYC	UTY-LBTYH
Battery	1.5 V (R03/LR03/AAA)	1.5 V (R03/LR03/AAA)	1.5 V (R03/LR03/AAA)	1.5 V (R03/LR03/AAA)
Dimensions (H × W × D) (mm)	170 × 56 × 19	205 × 61 × 17	205 × 61 × 17	205 × 61 × 17
Weight (g)	85	125	125	125

< IR Receiver Unit >

	DC5V	DC5V	DC5V	DC5V
Battery	DC5V	DC5V	DC5V	DC5V
Dimensions (H × W × D) (mm)	145 × 90 × 30	145 × 90 × 30	-*	-*
Weight (g)	150	150	140	100
Unit List Price	£ 336	343	129	129

DC 5 V is supplied the indoor unit.

*It will replace the parts of the indoor unit to be connected.


IR receiver unit for duct type

UTB-YWC / UTY-TRHX



The wireless remote controller controls duct type* indoor units.

*Large airflow duct types do not work with this IR receiver unit.




*A separate wireless remote control (model: UTY-LNHY) is required.

IR receiver unit for Cassette

UTY-LBHXD / UTY-TRHX



Cassette type indoor unit can be controlled with a Wireless remote controller.



*A separate wireless remote control (model: UTY-LNVY or UTY-LNHY) is required.

Specifications

< Wireless Remote Controller >

Model name	UTB-YWC	UTY-LBHXD	UTY-TRHX
Battery	1.5 V (R03/LR03/AAA)	1.5 V (R03/LR03/AAA)	1.5 V (R03/LR03/AAA)
Dimensions (H × W × D) (mm)	170 × 56 × 19	170 × 56 × 19	170 × 56 × 19
Weight (g)	85	85	85

< IR Receiver Unit >

Battery	DC5V	DC5V	DC5V
Dimensions (H × W × D) (mm)	145 × 90 × 30	-*	145 × 90 × 30
Weight (g)	150	140	150
Unit List Price	£ 100	106	89

DC 5 V is supplied the indoor unit.

*It will replace the parts of the indoor unit to be connected.

WLAN adapter

UTY-TFSXH3 / UTY-TFSXJ3



USB type for single split models
UTY-TFSXH3



UTY-TFSXJ3
(CN connector type)

Up to
1 indoor units



AIRSTAGE Mobile

“AIRSTAGE Mobile” is an application software that enables you to manage the Fujitsu General’s air conditioner(s) with a mobile device from anywhere.

- Maximum 5 accounts per 1 indoor unit
- Room / Outdoor temperature display
- Can be used for a Single / Multi and VRF indoor units.
- No separate external power supply required
- “AIRSTAGE Mobile” is an application software that enables you to operate the Fujitsu General’s air conditioners with a mobile device.



User Friendly for Everyone

Enjoy easy-to-use centralized operation of air conditioners via a smartphone anytime, anywhere



Image*



House Owner



Shop Owner



Commercial Building Owner

Main Functions

- ON / OFF
- Operation mode
- Fan speed
- Louver position
- Set temperature control
- Weekly timer
- Room temperature display
- Outdoor temperature display
- Error display

*Contents of display differ depending on the type of indoor unit.

New Design!

Ease of use is pursued to achieve a stylish design.

The more legible and accessible timer UI enables effortless schedule management.



Mode change



Fan speed change



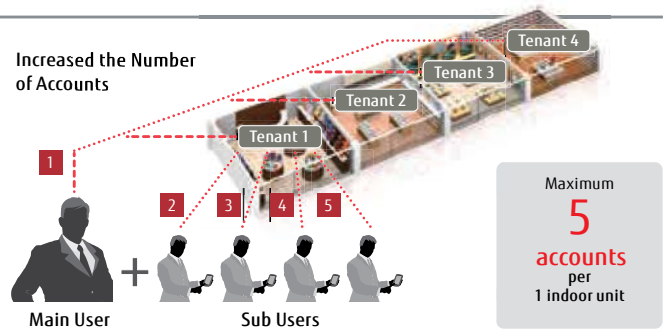
Weekly timer



Features: AIRSTAGE Mobile

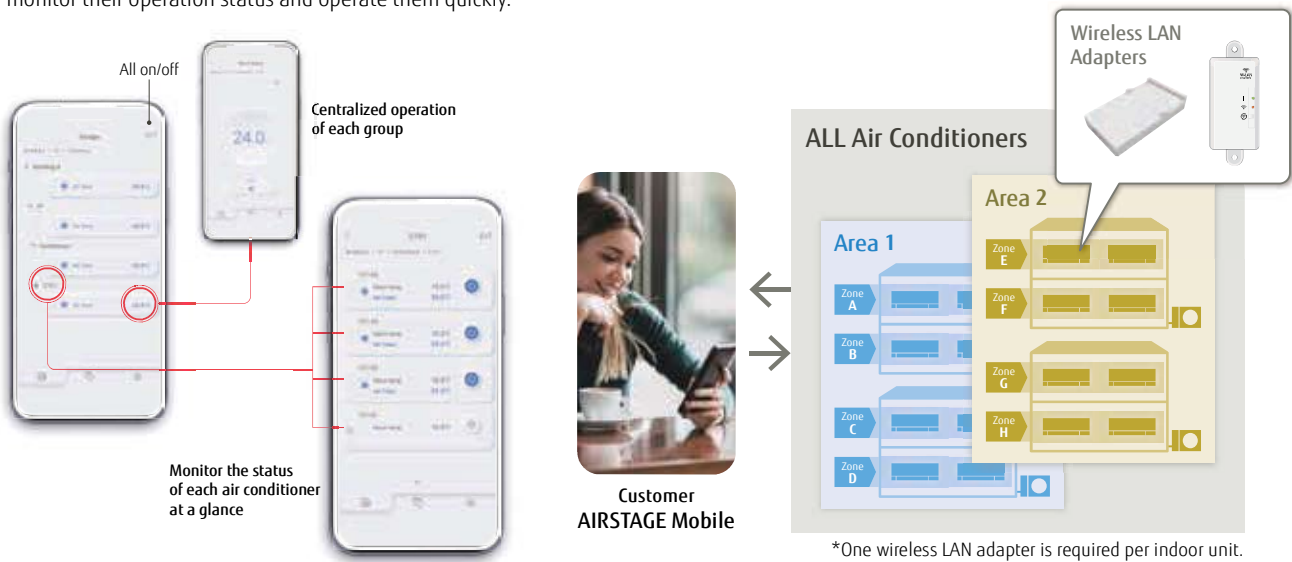
Centralized operation for flexible remote management of all air conditioners

AIRSTAGE Mobile is ideal for a wide range of applications, from large residential buildings to smaller commercial spaces such as offices and stores. Anyone who has a smartphone and an adapter can easily manage the system at a low cost.



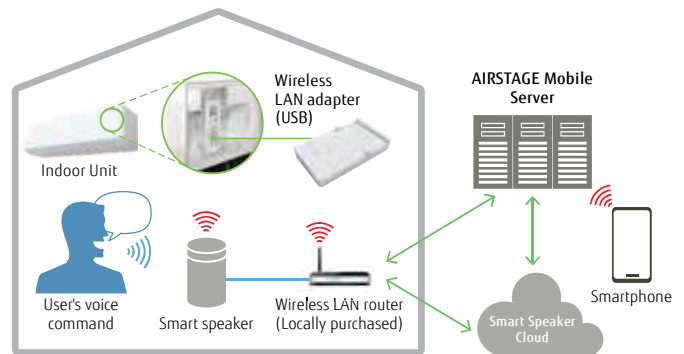
Hierarchical group management

Multiple air conditioners can be combined into a single group for centralized operation. Several groups can also be organized at once. Grouping the air conditioners by building, floor, or room makes it easy for users to monitor their operation status and operate them quickly.



Operate air conditioner and check its operation status just by talking to it

Connecting with a smart speaker allows the user to operate the air conditioner and check its operation status just by talking to it.



* The new WLAN adapters for AIRSTAGE Mobile are compatible with the older indoor units that can connect the following WLAN adapters for FGLair.

	CN connector type	USB type
for FGLair	UTY-TFSXZ1	UTY-TFSXF2
for AIRSTAGE Mobile	UTY-TFSXJ3	UTY-TFSXH3

Specifications

Model name	UTY-TFSXJ3(CN connector type)	UTY-TFSXH3
Dimensions (H × W × D) (mm)	71 × 38 × 15	56.7 × 34 × 9.72
Weight (g)	35	30
Unit List Price	£ 89	85

WLAN adapter

FG-RC-WIF1Z2 / FG-IR-WIF1Z1 / FG-AC-WIF1Z1



Intesis
BY FUJITSU PROFESSIONAL



FG-RC-WIF1Z2
(3-wire RC-line type)

AC Cloud Control

- This interface provides the most advanced solution for the remote management of an air conditioning system by using smartphones, tablets, and computers.
- No separate external power supply required

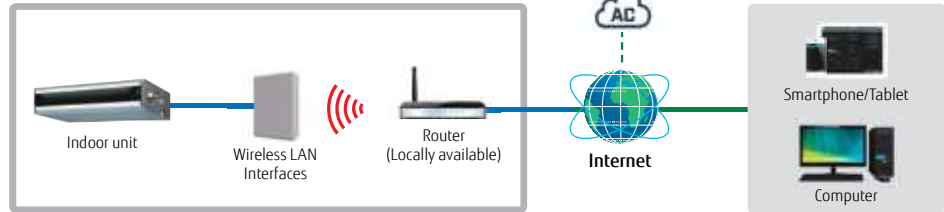
Intesis
BY FUJITSU PROFESSIONAL



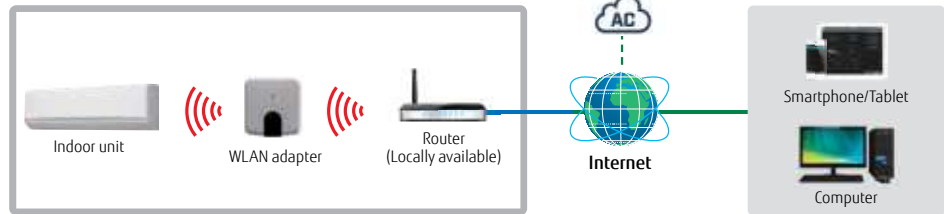
FG-AC-WIF1Z1
(CN connector type)

Installation example

[3-wire RC-line type/CN connector type]



[IR type] Connection to wall-mounted type



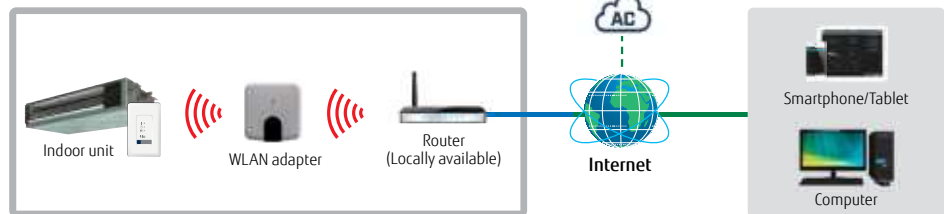
Intesis
BY FUJITSU PROFESSIONAL



FG-IR-WIF1Z1
(IR type)

Up to
1 indoor units

[IR type] Connects to the product with the optional receiver kit



*IR receiver required.

Basic control

- Turning air conditioner on and off
- Mode select (Heat, Cool, Dry, Auto, Fan)
- Louver position (airflow direction setting)
- Fan speed control
- Room temperature display
- Setting temperature
- Multiple language support
- One single scene is created.

Advanced control (optional functions)

- Climate-based operation modes (ECO, Comfort, and Powerful) (to be available in the future)
- Schedule functions (ON/OFF, modes, set temperature, fan speed, louver position)
- Setting temperature range limitation
- Multiple Scenes and Calendars are created.
- Smart Speaker compatibility
- Advanced internet service connections

Notification and operation history

- E-mail notification alerts
- Air conditioning malfunction alert
- Connectivity monitoring and alert
- Operation history (to be available in the future)

Specifications

Model name	FG-RC-WIF1Z2 (3-wire RC-line type)	FG-AC-WIF1Z1 (CN connector type)	FG-IR-WIF1Z1 (IR type)
Number of controllable groups	1	1	1
Dimensions (H × W × D) (mm)	108 × 70 × 28	81 × 78 × 28	127 × 50 × 17
Weight (g)	80	76	80
Unit List Price	£ 294	294	318

Home central remote controller

UTY-DMMYM / UTY-DMMYM1

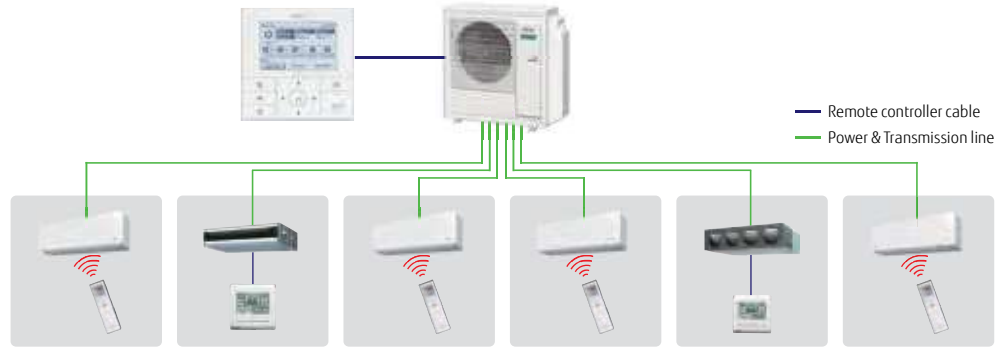


Up to
1 multi-split system
Up to
6 indoor units

For 5-unit and 6-unit multi-split type

- Batched control of up to 6 indoor units For all indoor units connected to the remote controllers, the Home central remote controller sets room temperature, airflow volume, and remote controller prohibition from other remote controllers at once.
- Supports 9 languages: English, French, German, Greek, Italian, Portuguese, Russian, Spanish, and Turkish.
- Large backlit LED screen
- Large, easy-to-see operation panel

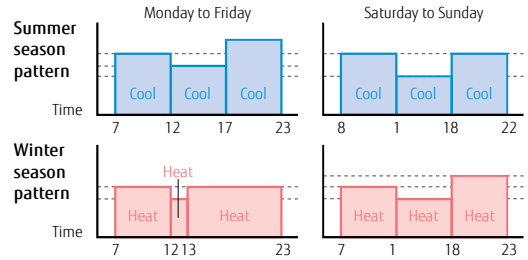
Example of system configuration



Home central remote controller

Weekly timer

Up to 4 ON/OFF settings can be programmed per day. Two weekly patterns can be set, one for the cooling season and the other for the heating season.



Low noise operation

You can choose from 4 low noise levels depending on the installation environment. ON/OFF timing of low noise mode can be set with the timer.

10 °C heat operation

When you leave the house, the air conditioner runs a minimum heating operation to maintain the room temperature at 10°C.

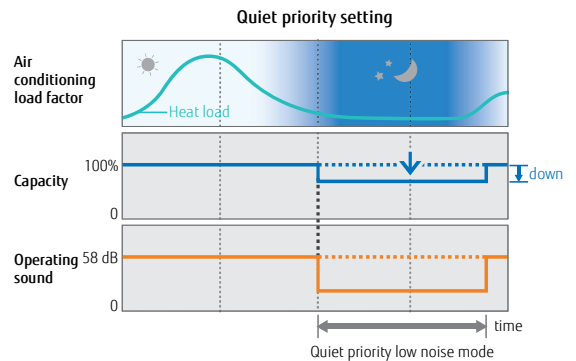
*Consult your dealer for conditions of use.

Economy operation

When you select energy-saving economy mode, the temperature setting for the indoor unit increases (during cooling operation) or decreases (during heating operation) by 1°C and the maximum electric value of the outdoor unit is suppressed.

Prohibiting local control, including settings such as child lock

The Home central remote controller is equipped with a lock function to prevent unauthorized operation from the remote controllers of the indoor unit in each room. The Home central remote controller is equipped with a child lock to prevent children from accidentally turning the air conditioner on or off or changing its settings.



Specifications

Model name	UTY-DMMYM / UTY-DMMYM1	
Power source	12 V DC	
Dimensions (H × W × D) (mm)	120 × 120 × 21.3	
Weight (g)	220	
Unit List Price	£	635

12 V DC supplied by an indoor unit

Central remote controller

UTY-DCGYZ3



NEW



Up to **100** indoor units
Up to **50** groups


For tenants in small to midsize commercial premises

- Individual control and monitoring of up to 100 indoor units
- 7.0inch TFT color screen
- Visually intuitive operation
- Room temperature display by indoor unit sensor & remote controller sensor
- 50 Remote Controller Groups Display & remote controller group rename
- Supports 14 languages: Chinese (Simplified/Traditional), Dutch, English, French, German, Greek, Italian, Polish, Portuguese, Russian, Spanish, Turkish, and Thai (Remote Management only)

Easy operation

Air conditioning management by detecting room temperatures of each room

The room temperature detected with indoor unit sensor or remote controller sensor can be displayed. New model can detect the room temperature by indoor units sensors even if wired remote controllers are not connected to the indoor units.



*Room temperature is displayed only when indoor unit operates.

50 Remote Controller Groups Display

The group display and the 50 remote controller groups display can be switched easily. Users can choose which display is better, depending on the situation.

Group Display



Manage & Monitor
by each Groups

50 Remote Controller Groups Display

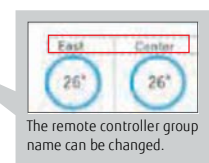


Manage & Monitor
by 50 Remote Controller Groups



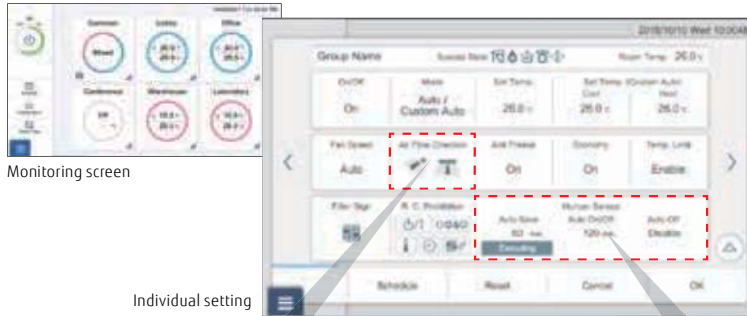
Remote Controller Groups Rename

The remote controller group names can be changed. Users can know easily where the air conditioning is located by changing the remote controller group names.



Features: Central Remote Controller

- Easy intuitive operation from the touch panel display.
- All functions can be accessed through the monitoring screen showing a pop-up window for detailed operation.



Monitoring screen

Individual setting

Added individual wind direction control

Individual wind direction control has been added.
Circular Flow cassette / 3D Flow cassette



Circular flow cassette

Human sensor Compatible

- Human sensor setting**
- Auto save
 - Auto on / off
 - Auto off detection time
 - Enable and disable



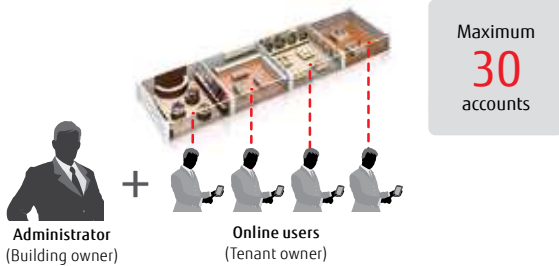
Remote Management

Remote monitoring / Remote operation

New central remote controller can control your tenant's air conditioner anytime and anywhere.

When the central remote controller manages the indoor units of some tenants, air conditioning of each tenant can be managed separately online.

Increased the Number of Accounts



Administrator
(Building owner)

Online users
(Tenant owner)

Maximum
30
accounts

Trouble support function

Display error details

Display descriptive explanation when an error occurs

All indoor unit groups display



Display error details

- Indoor unit error
- Outdoor unit error
- Central remote controller error

Sensor value monitoring function

Monitor sensor data of indoor unit / outdoor unit, send mail

Notify room temperature by email*

Notify by e-mail when the temperature around the air conditioner is too high or too low

*:This function is available only when using wired remote controller.

NEW Schedule management

Annual schedule

- An annual schedule can be arranged for each remote controller group or user-defined group.
- Allows for the programming of special settings for weekends, holidays, and store closings throughout the year.



low noise schedule

Low noise operation of outdoor units can be scheduled.



Automatic return to set temperature

A function that automatically returns the changed temperature to its original value over time.

Specifications

Model name	UTY-DCGYZ3	
Power Supply	100-240 V 50/60 Hz	
Dimensions (H x W x D) (mm)	134.6 x 216.2 x 37.9	
Weight (g)	800	
Unit List Price	£	2,300

Touch panel controller

UTY-DTGYZ1



- Large 7.5-inch TFT color LCD screen
- Touch screen operation
- Stylish design to fit nicely into any room environment
- Controls up to 400 indoor units.
- Icon or list view can be selected in monitoring mode.
- Supports 7 languages: Chinese, English, French, German, Polish, Russian, and Spanish.
- Mounted with LAN adapter for remote control & operation, external input/output with emergency stop and batch ON/OFF

Up to
400 indoor units

Up to
100 outdoor units

Up to
400 groups

Easy operation

- Wide range of simple-to-understand icons
- Operate by pressing the icons on the screen with your finger or a stylus.
- The color on the back identifies the current control operation; blue is for monitoring and green is for operational control.



Easy maintenance

- The flat touch panel can be easily cleaned.
- Touch panel controller with non-glare coating to prevent finger marks
- Front cover for easy removal.

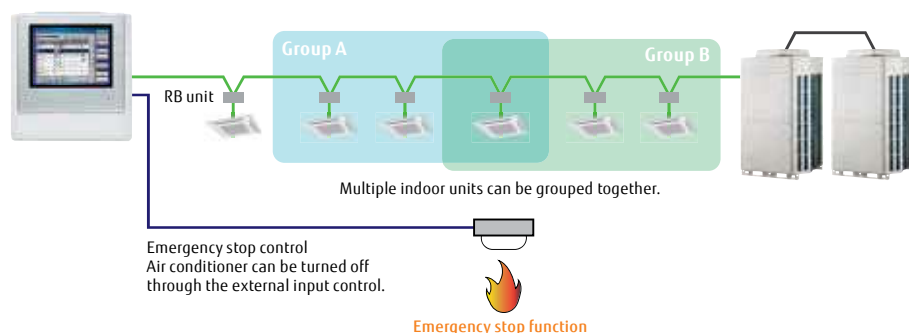


Easy installation

- The touch panel controller can be mounted on a wall.
- Flat back surface enables easy installation anywhere on a wall.
- No additional parts or components required for installation



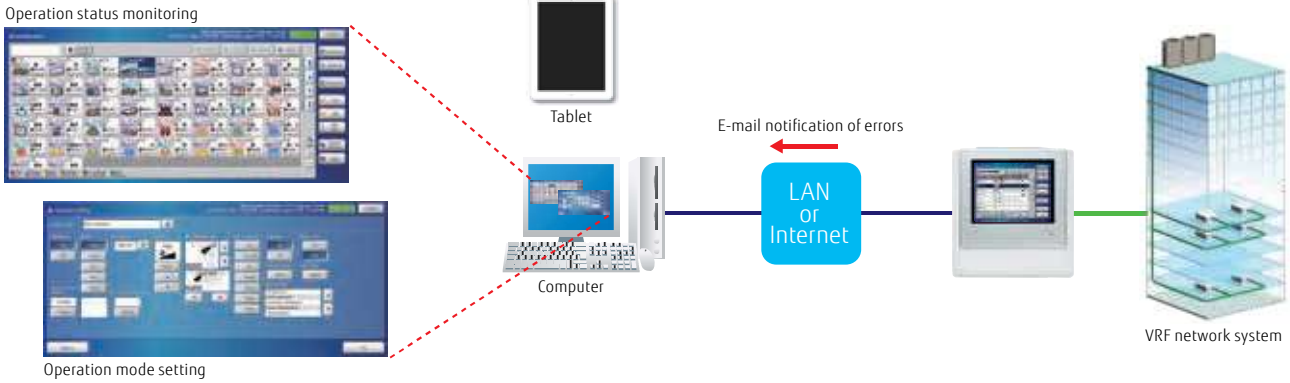
Controls up to 400 indoor units.



Features:

Control & monitoring

- Control and monitor Fujitsu General air conditioners via LAN or internet.
- Users and tenants can manage their assigned equipment from anywhere by computer or tablet.
- When something goes wrong, an error notice is sent by e-mail for prompt troubleshooting.



Smartphone

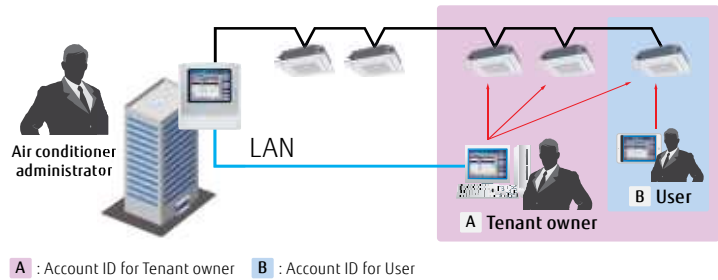
Model name	Browser
Nexus 6P (Android 7.1.1)	Google Chrome 5.5
iPhone 7 (iOS 10.1)	Safari 10

Tablet

Model name	Browser
iPad Pro 9.7 inch (iOS 10.2.1)	Safari 10

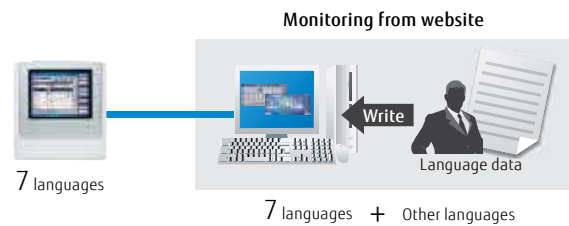
Flexible access permissions can be granted to users at each point level.

The administrator can register multiple users and permit them to access any indoor unit and any functions.



Additional languages

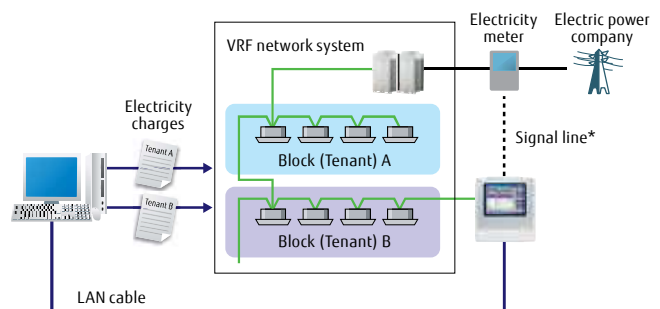
Supports 7 languages as standard: Chinese, English, French, German, Polish, Russian, and Spanish. Create a language database to integrate additional languages into the remote device. The added languages will only be displayed on the remote device and cannot be added to the Touch panel controller.



Electricity charge apportionment (Option: UTY-PTGXA)

- Energy cost can be calculated and allocated to each billing user in proportion to the amount of energy used for air conditioning.

- Apportionment charge/bill calculation
- Tenant (block) setting
- Common facilities apportionment setting
- Rated power consumption allotment
- Individual calculations for cooling and heating
- Electricity meter supported



* An electricity usage meter can be connected to an external input connector of the Touch panel controller. In that case, the meter cannot be connected to an outdoor unit at the same time.

Features:

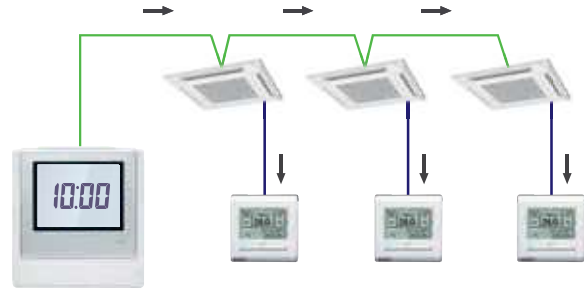
Automatic setting for daylight saving time

Functions provided

- 1) Schedule setting for daylight saving time
 - It prevents the user from forgetting to set daylight saving time. In addition, it saves time and effort for the user.

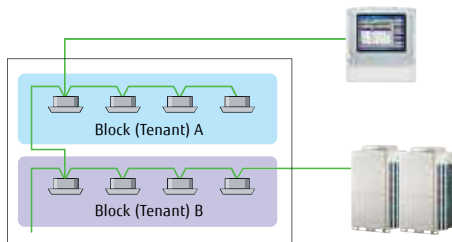
Automatic clock adjustment

- 2) Time can be set for all controllers in a batch automatically.

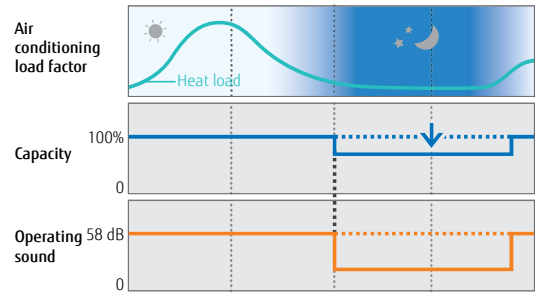


Outdoor unit low noise operation

You can choose from 4 low noise levels depending on the installation environment. ON/OFF timing of low noise mode can be set with the timer.



Quiet priority setting



Energy-saving controls

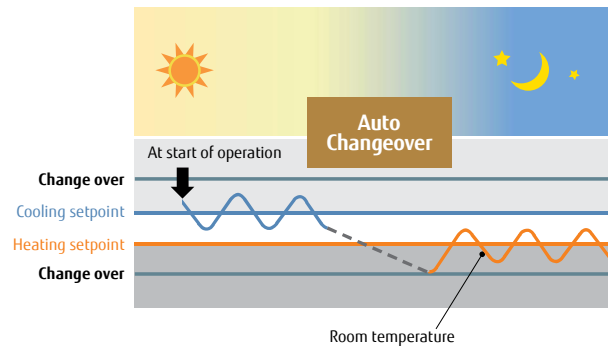
Custom Auto

- Maintains 2 separate setpoints for heating and cooling operations.
- Automatically switches between heating and cooling modes.

* Not available for some models



Cooling set temp. 28 °C, Heating set temp. 18 °C





Refrigerant leak detector

Refrigerant leakage status is indicated by the management equipment. A pop-up message is displayed to notify the user, and the refrigerant is shut off.



Pop-up highlighting

FUNCTIONS SUMMARY



	 UTY-DTGVZ1	 Monitoring side
Air conditioning control functions		
ON/OFF	●	●
Operation mode setting*	●	●
Fan speed control	●	●
Room temperature setting	●	●
Setting temperature range limitation	●	●
Test operation	●	●
Vertical louver setting	●	●
Horizontal louver setting	●	●
Individual louver control	●*1	●
Group setting	●	●
Remote controller prohibition	●	●
Anti-freeze setting	●	●
Set temperature auto return	—	●
Energy-saving controls	—	●
Economy mode setting	●	●
Human sensor control	—	●
Displayed items		
Error	●	●
Defrosting	●	●
Current time	●	●
Day of week	●	●
Remote controller prohibition	●	●
Cooling/heating priority	●	●
Address display	●	●
Room temperature	●*3	●*3
Multiple language support	●	●
Setting for daylight saving time	●	●
Time zone setting	●	●
Name registration	●	●
Backlighting	●	●
Language setting	7	7+other
Filter sign reset	●	●
Memory operations	●	●
Refrigerant leak detector	●	●

●: Supported ○: Optional function —: Not supported

*1 Only setting cancellation can be operated.

*2 Only available for external input control.

*3 Available only when using a Wired remote controller.

	 UTY-DTGVZ1	 Monitoring side	
Timer			
Schedule timer	Period	Year	Year
	ON/OFF, Temp, Mode, Times per day	20	20
ON/OFF timer	—	—	—
Sleep timer	—	—	—
Program timer	—	—	—
Auto-off timer	—	●	—
Day off	●	●	—
Minimum unit of timer setting (minutes)	10	10	—
Control			
Remote monitoring management system	●	●	—
Electricity charge apportionment	○	○	—
Error history	●	●	—
Emergency stop	●*2	●*2	—
Remote monitoring management	—	●	—
Energy-saving management	—	—	—
E-mail notification in case of failure	—	●	—
Key lock	● Password setting	—	—
Low noise mode	●	●	—

Specifications

Model name	UTY-DTGVZ1	
Power supply	Single phase ~100 to 240 V 50/60 Hz	5vdc powered from USB socket
Dimensions (H × W × D) (mm)	260 × 246 × 54	-
Weight (g)	2,150	-
Interfaces	Transmission/LAN/USB/EXT IN/EXT OUT/Reset SW	-
Unit List Price	£ 4,340	267

System controller

UTY-APGXZ1 **Software**



Up to
4 VRF network systems
Up to
400 outdoor units
Up to
1,600 indoor units

System controller enables advanced integrated monitoring and control of VRF network systems operating in small to large buildings.

- Up to 1,600 indoor units and 400 outdoor units on up to 4 VRF network systems can be controlled.
- To accommodate facility management needs, the system controller offers—in addition to precise air conditioning control—remote central control, electricity charge apportionment, schedule management, and energy-saving options for VRF network systems.
- Supports 7 languages: Chinese, English, French, German, Polish, Russian, and Spanish.

System controller lite

UTY-ALGXZ1 **Software**



Up to
1 VRF network systems
Up to
100 outdoor units
Up to
400 indoor units

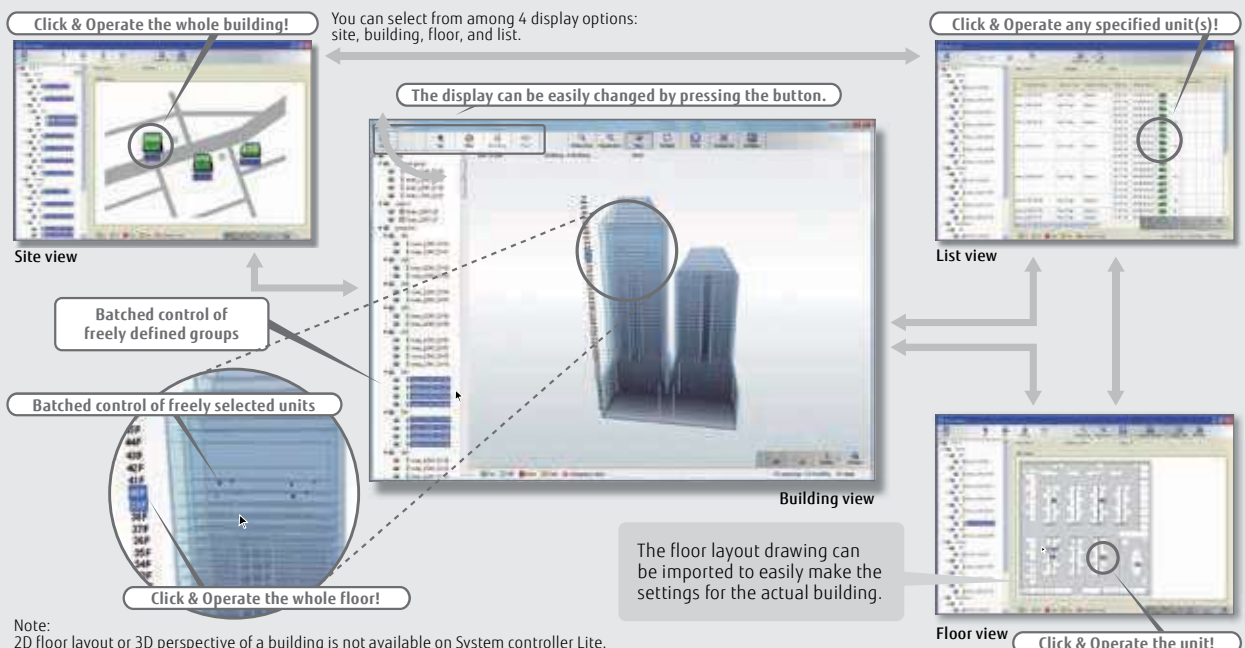
System controller Lite offers a set of standard functions to manage air conditioners operating in a small or midsize building.

- Up to 400 indoor units and 100 outdoor units on a VRF network system can be controlled.
- In addition to precise air conditioning control, a variety of applications are available as options to offer a wider range of control.
- Supports 7 languages: Chinese, English, French, German, Polish, Russian, and Spanish.

Visually intuitive operation

Click & Operate: The visual representation of the property is shown on the screen from the perspective most suitable for operation (Click & Operate) You can select from among 4 display options: site, building, floor, and list.

Freely define groups for batched control: Indoor units can be grouped for simplified batch control from the tree menu. They can be grouped by organizational hierarchy, such as by division, department, and section.

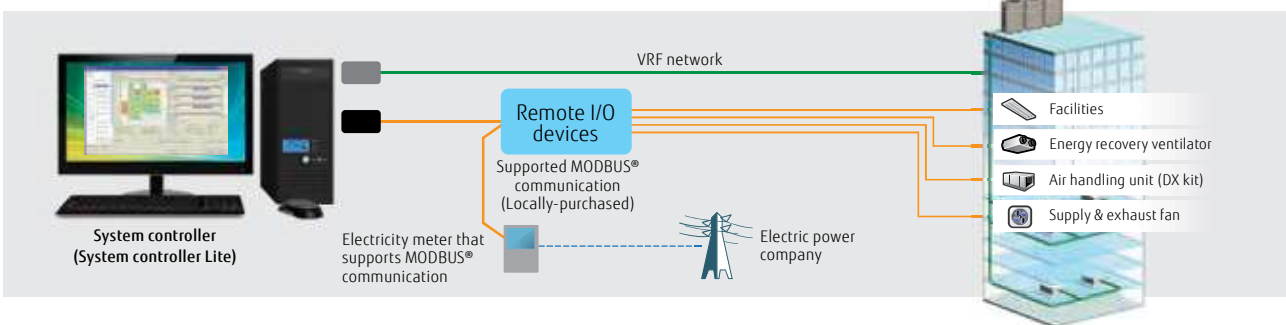


Features:

Third-party devices connected via MODBUS® can be controlled.

Standard for System Controller **Option** for System controller Lite UTY-PLGXX2

When a MODBUS® adapter (locally available) is connected to a computer, electrical equipment and devices supported by MODBUS® can be monitored and controlled centrally from the computer. The central control can reduce wasted energy throughout an entire building resulting from a failure to turn equipment off during or after work, as well as reduce the need for on-site patrols.



Wide-ranging operation and data management

Standard System controller and System controller Lite

Schedule management

- An annual schedule can be arranged for each remote controller group or user-defined group.
- ON/OFF, operation mode, remote controller prohibition, and temperature settings can be programmed for up to 143 times per day at 10-minute intervals and for up to 101 configurations for each remote controller group.
- Settings can be programmed for a period that spans midnight.
- Allows for the programming of special settings for weekends, holidays, and store closings throughout the year.
- Low noise operation of outdoor units can be scheduled.



Wide-ranging control of indoor and outdoor units

- The operation status and mode of each indoor unit are displayed.
- Turn on and off each indoor unit and switch its operation mode.
- Setting temperature range limitation
- Low noise setting of outdoor units

Remote controller prohibition

Prohibits the operation mode, temperature setting, or ON/OFF of an indoor unit.

Error alert and e-mail notice

When something goes wrong, an error message is shown in a popup on a computer display with a chime, and an e-mail notice is sent. Errors of the past one year are logged and can be reviewed.

Operation and control history

A history of operation status and control can be maintained and retrieved.

Importing and exporting databases

Only an administrator is authorized to import and export registration, layout, and image data.

Automatic clock adjustment

Time can be set for all controllers in batch automatically.

Electricity charge apportionment

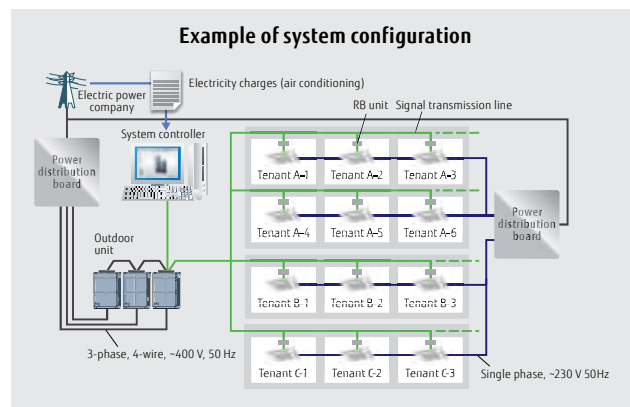
Standard on System controller

Option System controller Lite UTY-PLGXA2

Electricity charge apportionment method

This is a method to calculate monthly energy costs to be allocated to each tenant based on the amount of energy used by their air conditioners. The first step is to determine exactly how much energy is consumed by air conditioners in each tenant space. The second step is to divide the total energy charge billed by an electric power company based on the amount of energy used by each tenant to determine the energy cost to be allocated to each of them. (See figure on right)

The calculation takes into consideration such factors as the number of unused rooms and nighttime electricity rate, which are shown in detail on an energy cost allocation schedule.



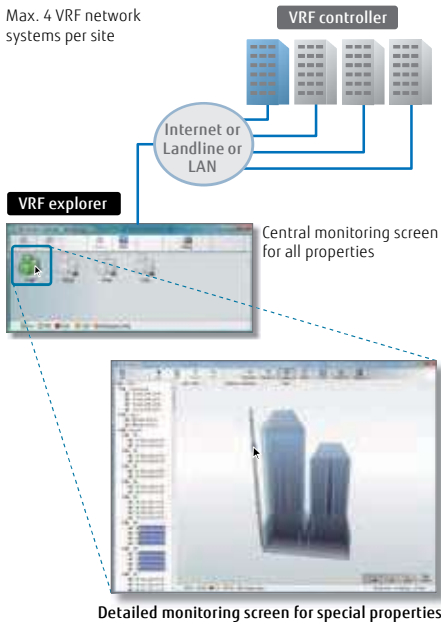
Features:

Remote monitoring management

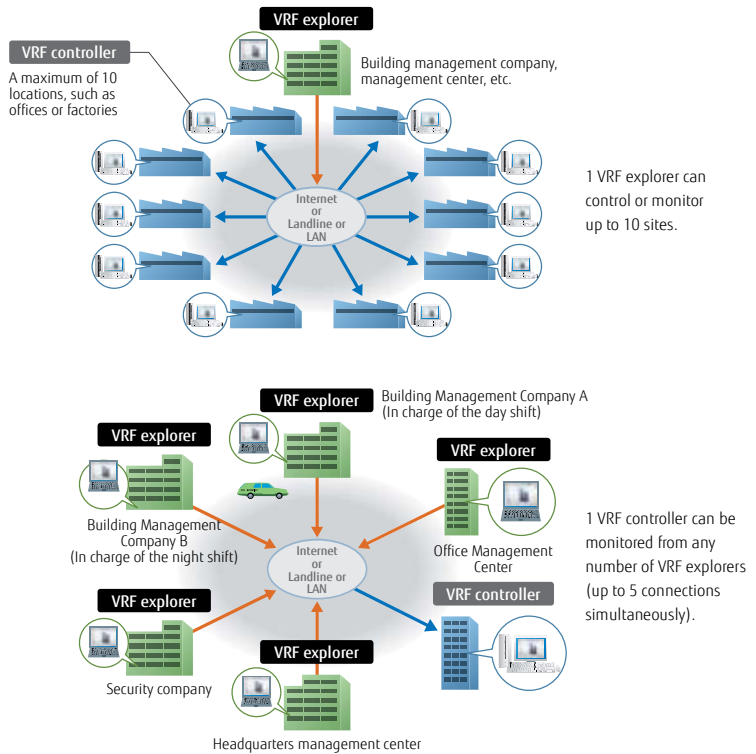
- Standard** on System controller
- Option** System controller Lite UTY-PLGXR2

The System controller can be used on site or remotely over networks for remote central control. The System controller requires 2 software programs working together: The VRF controller runs on site and communicates with the VRF system; The VRF explorer, which runs at a remote location, provides a user interface and communicates with the VRF controller. The VRF controller and the VRF explorer run on a single computer or on different computers connected on a network. A computer running VRF explorer can centrally control up to 10 VRF system sites having up to 20 buildings each.

On site central control



Remote central control



Energy-saving management

- Option** System controller UTY-PEGXZ1
- Option** System controller Lite UTY-PLGXZ2

A variety of energy-saving options can be selected depending on the season, weather, and time of day. Excellent energy-saving operation is performed while keeping users comfortable.



Main screen for energy-saving management

Energy saving graph data: This chart compares the energy consumption for the current month with the previous month and with the same month of the previous year to keep track of the energy-saving performance.

Indoor unit rotation

Indoor units can be automatically rotated to operate within a group in accordance with a predetermined annual schedule to reduce power consumption while keeping users comfortable. The operation stoppage rate can be selected for an indoor unit.

Peak-cut mode

The system controller monitors the connected power meter and controls the energy to maintain the target power consumption set for each time period by changing the set temperature of the indoor units or turning off the thermostat so as to keep the users comfortable. Indoor units to be controlled can be grouped in many ways, and the control level can be set for each group.

Capacity saving for outdoor unit

The upper limit on the capacity of an outdoor unit can be adjusted to reduce power consumption during a hot summer or cold winter by averaging out the power-saving performance of each refrigerant system. The upper limit on capacity can be set at 50% of the rated capacity or more.

Summary of functions

Functions	Type	System controller			System controller Lite				
		UTY-APGXZ1	Option UTY-PEGXZ1	UTY-ALGXZ1	Option UTY-PLGXR2	Option UTY-PLGXA2	Option UTY-PLGXE2	Option UTY-PLGXX2	
Specifications	Max. number of VRF networks supported	4	—	1	—	—	—	—	
	Max. number of indoor unit and remote controller groups per VRF network	400	—	400	—	—	—	—	
	Max. number of outdoor units per VRF network	100	—	100	—	—	—	—	
	Max. number of indoor units and remote controller groups per System controller	1600	—	400	—	—	—	—	
	Max. number of outdoor units per System controller	400	—	100	—	—	—	—	
Site supervision	Multiple site display	10	—	10	—	—	—	—	
	Number of buildings per site	20	—	—	—	—	—	—	
	Number of floors per site	200	—	—	—	—	—	—	
	Number of floors per building	50	—	—	—	—	—	—	
	3D graphical layout view	●	—	—	—	—	—	—	
	2D graphical layout view	●	—	—	—	—	—	—	
	List display	●	—	●	—	—	—	—	
	Tree display	●	—	●	—	—	—	—	
Error management	Group display	●	—	●	—	—	—	—	
	Error notification	●	—	●	—	—	—	—	
	Audible alarm	●	—	●	—	—	—	—	
History	E-mail notification of errors	●	—	●	—	—	—	—	
	Error history	●	—	●	—	—	—	—	
Operation control	Operation history	●	—	●	—	—	—	—	
	Control history	●	—	●	—	—	—	—	
	Individual control	ON/OFF	●	—	●	—	—	—	—
		Operation mode*	●	—	●	—	—	—	—
		Room temperature	●	—	●	—	—	—	—
		Fan speed	●	—	●	—	—	—	—
		Airflow direction	●	—	●	—	—	—	—
		Economy mode	●	—	●	—	—	—	—
		Setting temperature range limitation	●	—	●	—	—	—	—
	Anti-freeze	●	—	●	—	—	—	—	
	Individual management	Low noise setting of outdoor units	●	—	●	—	—	—	—
		Remote controller prohibition	●	—	●	—	—	—	—
		Setting temperature range limitation	●	—	●	—	—	—	—
	Other	Filter sign reset	●	—	●	—	—	—	—
		memory operations	●	—	●	—	—	—	—
Schedule	Pattern operations	●	—	●	—	—	—	—	
	Annual Schedule	●	—	●	—	—	—	—	
	Setting for a specific date	●	—	●	—	—	—	—	
	ON/OFF per day	72	—	72	—	—	—	—	
	ON/OFF per week	504	—	504	—	—	—	—	
	Day off	●	—	●	—	—	—	—	
	Minimum unit of timer setting (minutes)	10	—	10	—	—	—	—	
	Weekly schedule for low noise mode	●	—	●	—	—	—	—	
Remote monitoring management	Web Operation	●	—	●	—	—	—	—	
	Remote monitoring	●	—	●	—	—	—	—	
	Remote operation control	●	—	●	—	—	—	—	
	Remote function setting	●	—	●	—	—	—	—	
Electricity charge apportionment	Apportionment charge/bill calculation	●	—	●	—	●	—	—	
	Tenant (block) setting	●	—	●	—	●	—	—	
	Common facilities apportionment setting	●	—	●	—	●	—	—	
	Rated power consumption allotment	●	—	●	—	●	—	—	
	Individual calculations for cooling and heating	—	●	—	—	●	—	—	
Energy-saving management	Electricity meter supported	—	●	—	—	●	—	—	
	Indoor unit rotation	—	●	—	—	●	—	—	
	Peak cut control	—	●	—	—	●	—	—	
	Capacity saving for outdoor unit	—	●	—	—	●	—	—	
	Record of energy-saving operation	—	●	—	—	●	—	—	
	Information on energy saving	—	●	—	—	●	—	—	
	Power consumption monitor	—	●	—	—	●	—	—	
Control of external devices	Electricity meter supported	—	●	—	—	●	—	—	
	Monitor	●	—	●	—	●	—	●	
Others	Control	●	—	●	—	●	—	●	
	Importing and exporting databases	●	—	●	—	—	—	—	
	Automatic clock adjustment	●	—	●	—	—	—	—	
	Multiple language support	7 languages	—	7 languages	—	—	—	—	
	Refrigerant leak detector	●	—	●	—	—	—	—	
Power shutdown	●	—	●	—	—	—	—		

●●: Available - : Not available

Computer requirements

The specifications required for the computer are shown in the table below:

	System controller	System controller Lite
Operating system	<ul style="list-style-type: none"> Microsoft® Windows® 7 Home Premium (32-bit or 64-bit) SP1, Windows® 7 Professional (32-bit or 64-bit) SP1 Microsoft® Windows® 8.1 (32-bit or 64-bit), Windows® 8.1 Pro (32-bit or 64-bit) Microsoft® Windows® 10 Home (32-bit or 64-bit), Windows® 10 Pro (32-bit or 64-bit) Supports 7 languages: English, Chinese, French, German, Russian, Spanish, and Polish	
CPU	Intel® Core™ i3 2 GHz or higher	
Memory	<ul style="list-style-type: none"> 2 GB or more (for Windows® 7 [32-bit]) 4 GB or more (for Windows® 7 [64-bit], Windows® 8.1, and Windows® 10) 	
HDD	40 GB or more of free space	
Displayed items	1024 × 768 or higher resolution	
Interfaces	<ul style="list-style-type: none"> Ethernet port (for getting access to the internet using LAN) or a modem (for getting access to the internet via landline) Up to 6 USB ports (Only required for a server computer working as a VRF controller) - Maximum of 2 USB ports are required to connect to a White-USB-key/WibuKey - Up to 4 USB ports required to connect to an Echelon® U10 USB network interface * Maximum number of required USB ports depends on the applicable system configuration. 	<ul style="list-style-type: none"> Ethernet port (for getting access to the internet using LAN) or a modem (for getting access to the internet via landline) Up to 6 USB ports (Only required for a server computer working as a VRF controller) - Maximum of 4 USB ports are required to connect to a White-USB-key/WibuKey - 1 USB port is required for an Echelon® U10 USB Network interface * The maximum number of required USB ports depends on the applicable system configuration.
Graphic accelerator	Microsoft® DirectX® 9.0c compatible	
Software	Adobe® Acrobat Reader® 9.0 or later	

* Echelon® U10 USB Network interface - TP/FT-10 Channel (Model name: 75010R) (Required for each VRF Network)

Software List Prices

Type	For System controller			For System controller Lite			
	System controller	Option Energy manager	System controller Lite	Remote access	Electricity charge apportionment	Energy saving	Centralized control
Model name	UTY-APGXZ1	UTY-PEGXZ1	UTY-ALGXZ1	UTY-PLGXR2	UTY-PLGXA2	UTY-PLGXE2	UTY-PLGXX2
£	5,089	2,574	3,227	1,013	1,117	1,013	POA

*1: Software protection key to be inserted in a USB slot running System controller or System controller Lite.

System controller or System controller Lite may only run on a PC with a WHITE-USB-KEY. However, a WHITE-USB-KEY is not required for remote VRF explorer software.

MODBUS® converter for indoor unit

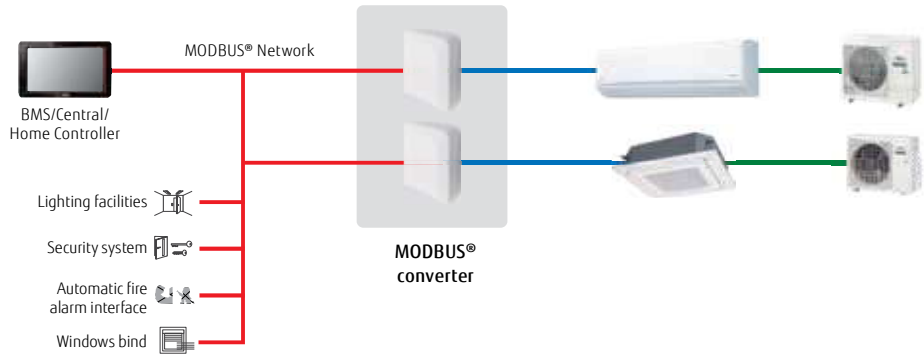
UTY-VMSX



Up to
1 indoor unit

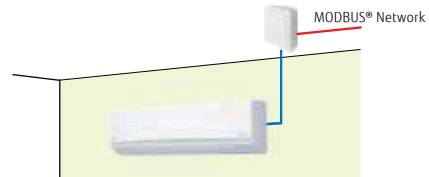
MODBUS® converter enables air conditioners to be fully integrated into a MODBUS® network.

- Simple installation due to small and compact size.
- No separate external power supply required.
- The MODBUS® converter must be connected to an indoor unit on a one-to-one basis.
- The MODBUS® converter enables central monitoring and control of air conditioners from BMS, central, or home controller.



Easy Installation

Easy to install with minimal wiring and without the need for a power supply cable to the converter



Basic control

- Turning the units on and off
- Mode control (Heat, Cool, Dry, Auto, Fan)
- Fan speed control
- Louver position (airflow direction setting)
- Room temperature setting and display
- Economy mode setting
- Error status

Modbus communication specifications

Transfer mode	RTU mode
Communication speed	9600/19200 bps
Data bit	8
Parity	even/odd/none
Stop bit	1/2 (no parity)
Network	RS485
Maximum cable length	1000 m (3280 ft)

Specifications

Model name	UTY-VMSX
Power supply	12 VDC
Input power (W)	Max. 1.2 W
Dimensions (H × W × D) (mm)	140 × 117 × 43
Weight (g)	200
Maximum number of connectable indoor units per MODBUS® converter	1
Unit List Price	£ 302

MODBUS® interface

FG-RC-MBS1Z1 / FG-AC-MBS1Z1



Intesis
BY PIONEER ELECTRONICS



FG-RC-MBS1Z1
(3-wire RC-line type)

MODBUS® interface enables air conditioners to be fully integrated into a MODBUS® network.

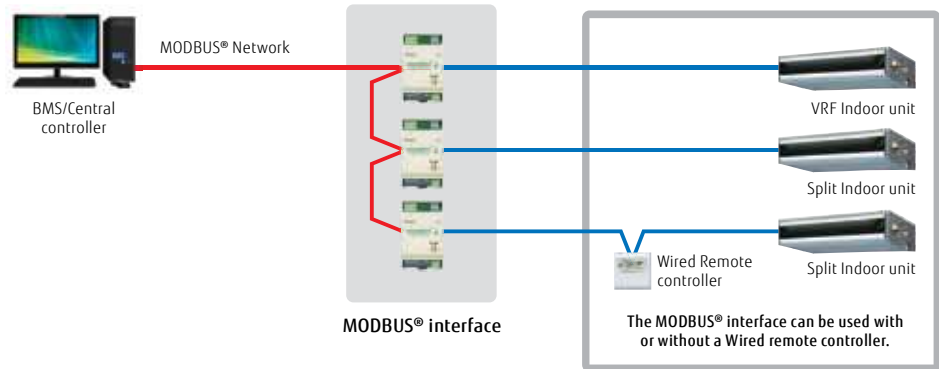
- Small, compact, and easy to install on DIN rails.
- No separate external power supply required.
- MODBUS® interface enables central monitoring and control of air conditioners from BMS.

Intesis
BY PIONEER ELECTRONICS



FG-AC-MBS1Z1
(CN connector type)

Installation example



Up to
1 indoor unit

Specifications

Model name	FG-RC-MBS1Z1 (3-wire RC-line type)	FG-AC-MBS1Z1 (CN connector type)
Number of controllable groups	1	1
Dimensions (H × W × D) (mm)	93 × 53 × 58	93 × 53 × 58
Weight (g)	85	85
Unit List Price	£ 303	303

MODBUS® convertor for VRF

UTY-VMGX



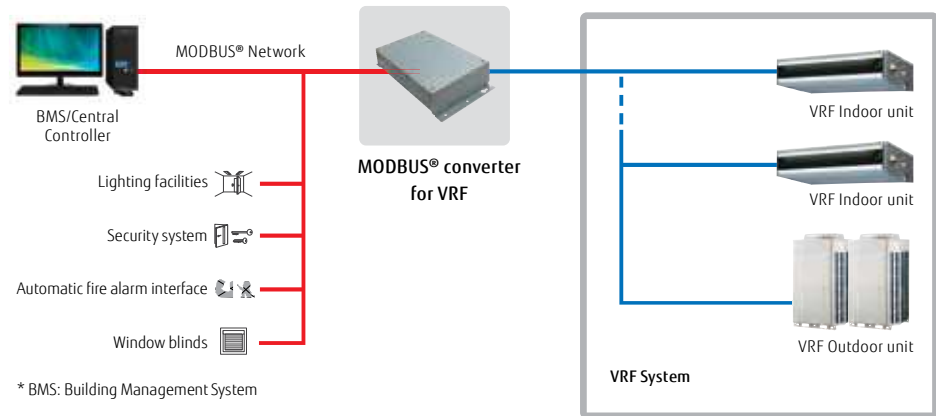
UTY-VMGX

Up to
9 units per VRF system
Up to
100 outdoor units
Up to
128 indoor units

MODBUS® convertor enables air conditioners to be fully integrated into a MODBUS® network.

- Compact and lightweight design
- Direct connection to MODBUS® network
- MODBUS® convertor enables central monitoring and control of air conditioners from BMS or a central controller.
- Up to 9 converters can be connected to a VRF network (UTY-VMGX). Simultaneous control, such as Power ON/OFF and temperature setting, can be performed for each zone.
- If a connection error occurs after installation work is completed, the source of the error can be located easily.

Installation example



Specifications

Model name	UTY-VMGX	
Power supply	Single phase ~220 to 240 V 50/60 Hz	
Input power (W)	Max. 2	
Dimensions (H × W × D) (mm)	54 × 260 × 150	
Weight (g)	1,100	
Unit List Price	£	696

*24 V DC power supply is recommended.

BACnet® interface

FG-AC-BAC1Z1



Intesis
BY FUJITSU GENERAL

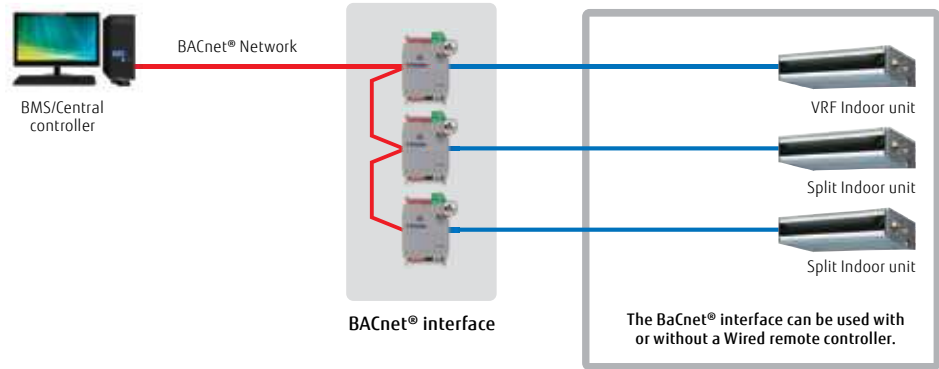


FG-AC-BAC1Z1
(CN connector type)

Up to
1 indoor units

- BACnet® interface connects BMS and a Fujitsu General split/multi-split/VRF system.
- Compatible with BACnet® (ANSI/ASHRAE-135-2012) application-specific controller (B-ASC)
- Compatible with BACnet®/IP over Ethernet.

Installation example



Specifications

Model name		FG-AC-BAC1Z1 (CN connector type)
Number of controllable groups		1
Dimensions (H × W × D) (mm)		93 × 53 × 58
Weight (g)		85
Unit List Price	£	311

12 V DC supplied by an indoor unit

BACnet® gateway

UTY-ABGXZ1 **Software**

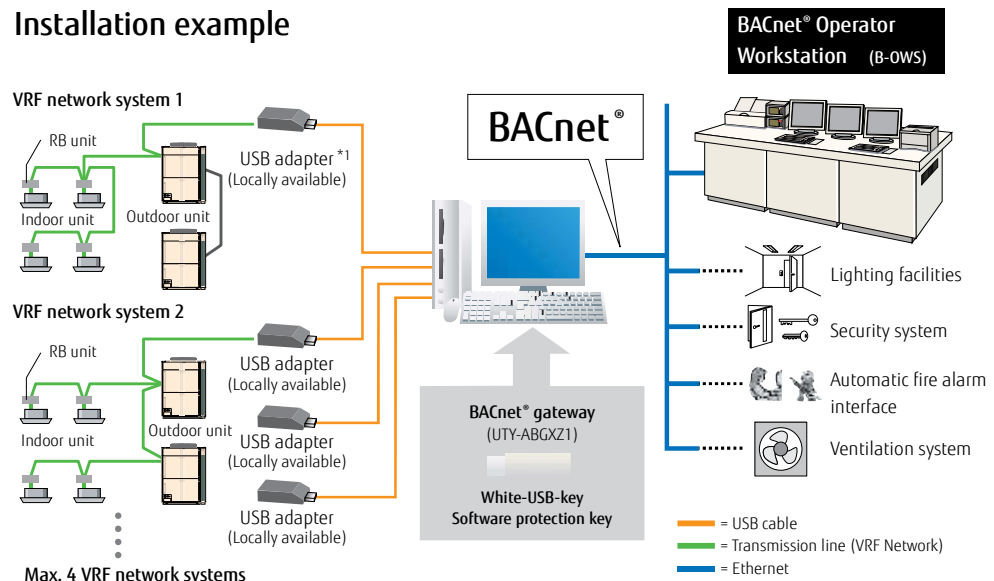


BACnet® is a registered trademark of ASHRAE. ASHRAE does not endorse, approve or test products for compliance with ASHRAE standards. Compliance of listed products to the requirements of ASHRAE Standard 135 is the responsibility of BACnet International (BI). BTL is a registered trademark of BACnet International.

- A medium to large BMS can be connected to a VRF network system via BACnet®, a standard communication protocol for open networks.
- Up to 1,600 indoor units on up to 4 VRF network systems (up to 400 indoor units and 100 outdoor units per system) can be connected to a single BACnet® gateway.
- The VRF network system can be controlled or monitored from BMS via BACnet® gateway.
- Compatible with BACnet® (ANSI/ASHRAE-135-2014) application specific controller (B-ASC).
- Compatible with BACnet®/IP over Ethernet.
- Scheduling, alarm and event setting, and energy cost allocation are provided on the BACnet® gateway.
- The VRF network system can be connected to a computer via a U10 USB interface. Note that Fujitsu General does not supply a U10 USB interface or a computer. They must be purchased separately by the user.
- Corresponds to 7 different languages: English, Chinese, French, German, Spanish, Russian, Polish.

Up to
4 VRF network systems
Up to
400 outdoor units
Up to
1,600 indoor units

Installation example



*1: U10 USB network interface available from Echelon® Corporation.

Computer requirements

UTY-ABGXZ1	
Operating system	<ul style="list-style-type: none"> • Microsoft® Windows® 7 Home Premium (32-bit or 64-bit) SP1, Windows® 7 Professional (32-bit or 64-bit) SP1 • Microsoft® Windows® 8.1 (32-bit or 64-bit), Windows® 8.1 Pro (32-bit or 64-bit) • Microsoft® Windows® 10 Home (32-bit or 64-bit), Windows® 10 Pro (32-bit or 64-bit) <p>Supported languages: Chinese, English, French, German, Polish, Russian, and Spanish</p>
CPU	Intel® Core™ i3 2 GHz or higher
Memory	<ul style="list-style-type: none"> • 2 GB or more (for Windows® 7 [32-bit]) • 4 GB or more (for Windows® 7 [64-bit], Windows® 8.1, and Windows® 10)
HDD	40 GB or more of free space
Displayed items	1024 × 768 or higher resolution
Interfaces	<ul style="list-style-type: none"> • Ethernet port (for getting access to the internet using LAN) <ul style="list-style-type: none"> • Up to 5 USB ports - 1 USB port required to connect to a White-USB-key/WibuKey - Up to 4 USB ports required to connect to an Echelon® U10 USB network interface <p>*The maximum number of required USB ports varies depending on the applicable system configuration.</p>
Software	Adobe® Acrobat Reader® 9.0 or later
Unit List Price	£ 3,929

•Echelon® U10 USB Network interface – TP/FT-10 Channel (Model name: 75010R) (Required for each VRF Network)

BACnet® gateway

UTY-VBGX **Hardware**



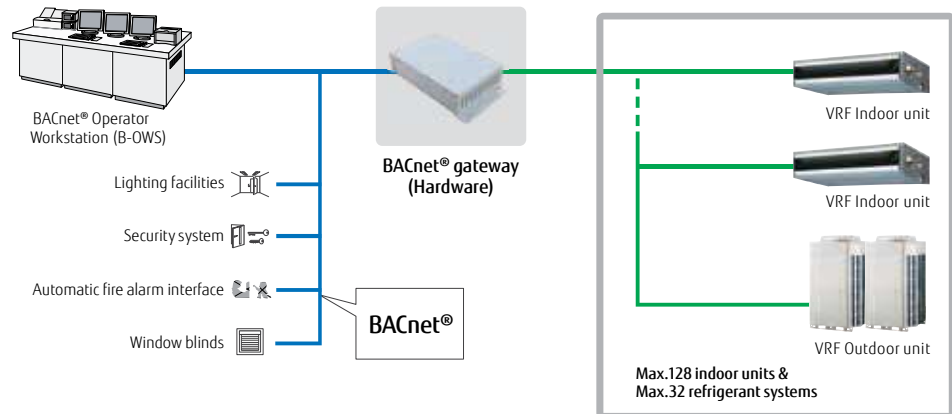
- BACnet® gateway connects BMS and a Fujitsu General VRF system.
- Up to 128 indoor units and 32 refrigerant systems can be connected to a single BACnet® gateway.
- Compatible with BACnet® (ANSI/ASHRAE-135-2012) application-specific controller (B-ASC)
- Compatible with BACnet®/IP over Ethernet.



BACnet® is a registered trademark of ASHRAE. ASHRAE does not endorse, approve or test products for compliance with ASHRAE standards. Compliance of listed products to the requirements of ASHRAE Standard 135 is the responsibility of BACnet International (BI). BTL is a registered trademark of BACnet International.

Up to
1 VRF network systems
Up to
32 refrigerant systems
Up to
128 indoor units

Installation example



Specifications

Model name	UTY-VBGX
Number of controllable indoor units	128
Number of controllable refrigerant systems	32
Number of controllable VRF networks	1
Number of connectable units / one VRF network	4
Power supply	Single phase, 100-240 V, 50/60 Hz
Power consumption (W)	4.6 (max.)
Dimensions (H × W × D) (mm)	59.6 × 270.4 × 176
Weight (g)	1200
Unit List Price	£ 3,146

KNX® converter for indoor unit

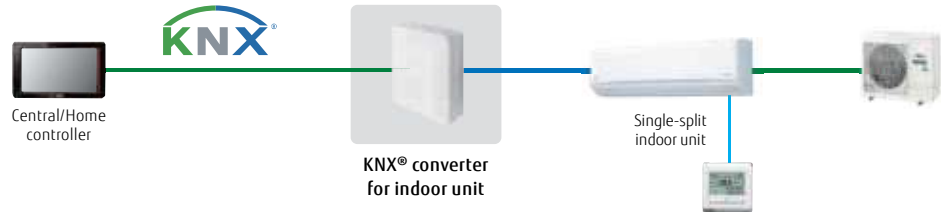
UTY-VKSX



Up to
1 indoor unit


KNX® Converter enables individual control of an indoor unit.

- The new KNX® converter connects a central or home controller and a Fujitsu General indoor unit.
- Compact and lightweight design



KNX® converter for VRF

UTY-VKGX



UTY-VKGX

Up to
100 outdoor units
Up to
128 indoor units

KNX® converter enables centralized control of a system.

- KNX® converter connects a central or home controller and a Fujitsu General VRF system.
- Up to 128 indoor units and 100 outdoor units can be connected to a single KNX® converter. (UTY-VKGX)

Installation example



Specifications

Model name	UTY-VKSX	UTY-VKGX
Power supply	12 V DC	Single phase ~220 to 240 V 50/60 Hz
Input power (W)	0.6	1.5
Dimensions (H × W × D) (mm)	140 × 117 × 43	54 × 260 × 150
Weight (g)	215	1,200
Unit List Price	£ 350	1,607

*24 V DC power supply is recommended.

KNX® interface

FG-RC-KNX1Z1 / FG-AC-KNX1Z1 / FG-IR-KNX1Z1



Intesis®
BY FUJITSU NETWORKS



FG-RC-KNX1Z1 /
FJ-RC-KNX1i
(3-wire RC-line type)

Intesis®
BY FUJITSU NETWORKS



FG-AC-KNX1Z1
(CN connector type)

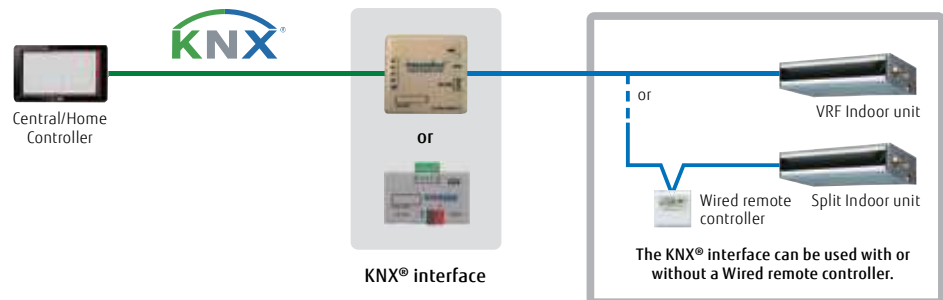
Up to
1 indoor unit

The KNX® interface enables air conditioners to be fully integrated into a KNX® network system.

- Simple installation due to small and compact size.
- No separate external power supply required (only KNX® bus power required)

Installation example

[3-wire RC-line type/CN connector type]



Specifications

Model name	FG-RC-KNX1Z1 / FJ-RC-KNX1i (3-wire RC-line type)	FG-AC-KNX1Z1 (CN connector type)
Number of controllable groups	1	1
Dimensions (H × W × D) (mm)	70 × 70 × 28	45 × 59 × 21
Weight (g)	70	35
Unit List Price	£ 348	395

Network converter for single-split type

UTY-VTGX / UTY-VTGXV



UTY-VTGX
DC power supply type



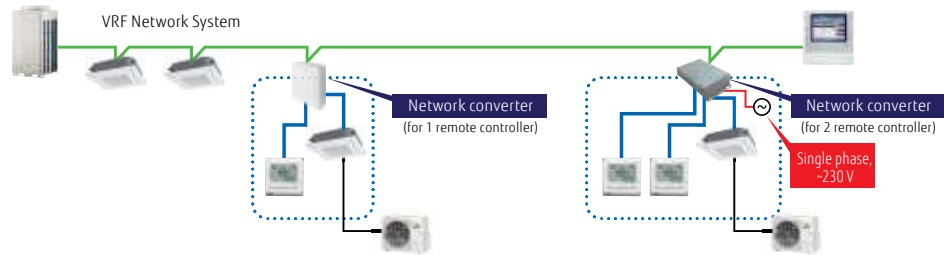
UTY-VTGXV
AC power supply type

Up to
16 single indoor units
Up to
1 group
Up to
100 Network Converters

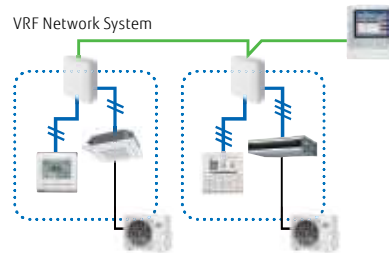
- A network converter is required when connecting a single-split system to a VRF network system.
- Compact and lightweight design
- Connectable to both nonpolar 2-core and polar 3-core remote controllers

Installation example

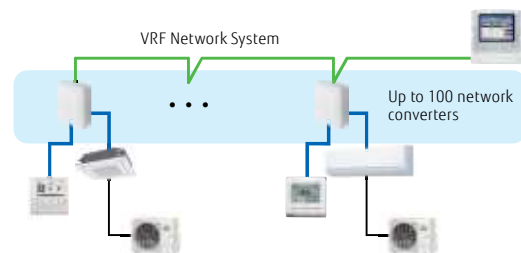
- A 1-remote-controller type and a 2-remote-controller type are available.
- Power supply (220 to 240 V AC, 50/60 Hz) is required for the 2-remote-controllers type.



- Both nonpolar 2-core and polar 3-core type Wired remote controllers can be connected.



- Central control can be provided for single-split systems. (Up to 100 network converters can be connected in a VRF network system)



Specifications

Model name	UTY-VTGX		UTY-VTGXV
Power supply	Polar 3-core 12 V DC	Nonpolar 2-core DC 12 V	Single phase ~220 to 240 V 50/60 Hz
Input power (W)	Max. 1.2 W		Max. 3
Dimensions (H × W × D) (mm)	140 × 117 × 43		54 × 260 × 150
Weight (g)	250		1,100
Unit List Price	£	550	766

Network converter for LONWORKS™

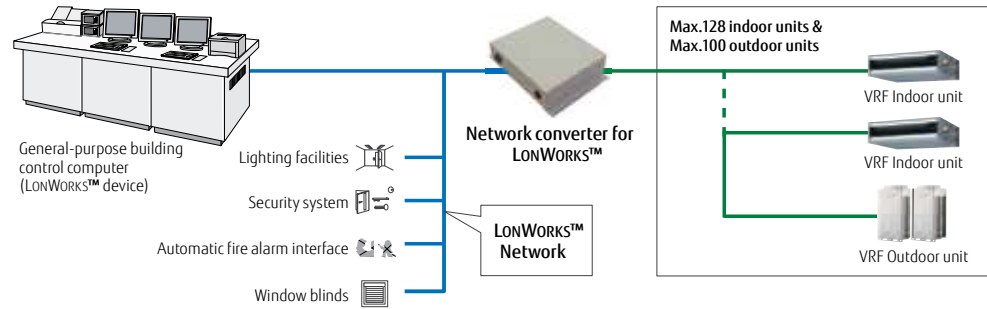
UTY-VLGX



- Connects the VRF network system to a LONWORKS™ open network to manage small and mid-sized BMS and VRF network system.
- The UTY-VLGX enables centralized monitoring and control of VRF network system from a BMS via a LONWORKS™ interface.
- Up to 128 Indoor units can be connected to one network converter for LONWORKS™

Up to
4 units to BMS
Up to
100 outdoor units
Up to
128 indoor units

Installation example



Transmission specifications (BMS side)

Transmission speed	78 kbps
Transceiver	FT-X1 (available from Echelon® Corporation)
Transmission line form	Free topology
Terminal resistor	None (converter to be attached at the terminal of a network)

Specifications

Model name	UTY-VLGX	
Power supply	Single phase ~208 to 240 V 50/60 Hz	
Power consumption (W)	4.5	
Dimensions (H × W × D) (mm)	67 × 288 × 211	
Weight (g)	1,500	
Unit List Price	£	4,086

External switch controller

UTY-TERX



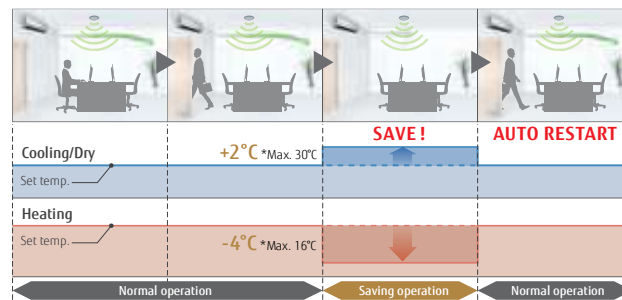
Up to
1 group

Air conditioner switching can be controlled by connecting this external switch controller to other sensor switches.

- In combination with a commercially available card-key switch or other sensors, this External switch controller enables the control of ON/OFF, room temperature, and fan speed of connected air conditioners as well as master control functions. This makes this product an ideal choice for use in hotel rooms.
- Card key or other sensor switches are locally available.
- The set temperature can be specified at two points each for cooling and heating operations (4 points in total).

Installation example

Human sensor monitors the movement of a person in a room. When it detects that the person has left the room, it switches the air conditioner to low-capacity mode. When a person returns to the room, the air conditioner returns to the previous operation mode.



Human sensor equipment needs to be purchased separately.
Human sensor is not mounted on an External switch controller.

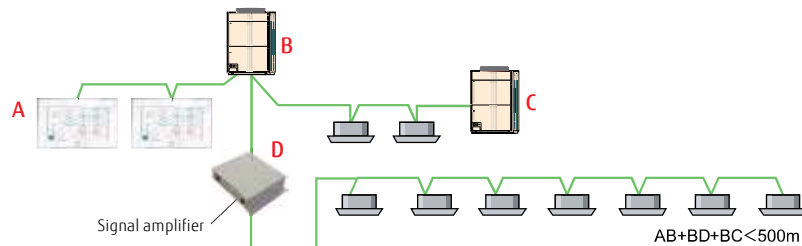
Signal amplifier

UTY-VSGXZ1



- The transmission line can be extended up to 3,600 m using multiple Signal amplifiers.
- Up to 8 Signal amplifiers can be added in a VRF network system.
- A Signal amplifier is required.
 - (1) When the total wiring length of the transmission line exceeds 500 m.
 - (2) When the total number of units on the transmission line exceeds 64.

Installation example



Specifications

Model name	UTY-VSGXZ1	UTY-TERX
Power supply	Single phase ~208 to 240 V 50/60 Hz	6.5 to 16 V DC
Power consumption (W)	4.5	-
Dimensions (H × W × D) (mm)	67 × 288 × 211	140 × 117 × 43
Weight (g)	1,500	250
Unit List Price	£ 938	118

12 V DC supplied by an indoor unit



Optional parts Overview

For Split, Multi-split & VRF

A variety of optional parts are available to enable installation of the selected indoor unit properly according to the environment.

Optional Parts For Cassette



Human sensor kit
A built-in thermo sensor monitors and controls room temperature accurately.



Cassette grille
A lineup of cassette grilles that match a variety of interiors. A grid ceiling-type cassette grille has been added to the lineup.



Silver ion filter
The Silver ion filter helps to keep indoor air free from viruses, bacteria and molds.*




Fresh air intake kit
Fresh air can be taken in by a fan connected to an external control unit.

Optional Parts For V-IV



Pressure sensor kit
When installed, the height difference between the outdoor unit and indoor unit can be allowed up to 110 m.



Optional Parts For R32 VRF products



Gas Sensor kit
Used to ensure standards compliance and safety when R32 VRF products are installed.



Expansion kit
Connect to indoor units to expand the number of inputs and outputs when using multiple safety devices or external input/output functions.

Optional Parts For Floor



Silver ion filter
The Silver ion filter helps to keep indoor air free from viruses, bacteria and molds.*



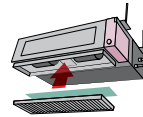
Optional Parts For Duct & Ceiling



Auto louver grille kit
The optional clean-looking flat Auto louver grille blends into any interior and provides a comfortable airflow.



Remote sensor unit
The remote sensor provides additional convenience.



Silver ion filter
The Silver ion filter helps to keep indoor air free from viruses, bacteria and molds.*



Long-life filter
Captures grit and dust. Long-life design with consideration of running costs.



Flange
Flanges are used when connecting a medium static pressure duct type and a ceiling type with air intake and exhaust ducts.



Drain pump unit
Drains water that has accumulated during operation.

Connection Parts



For wall-mounted type

Communication kit
Required for a wall-mounted type when the External connect kit set or a Wired remote controller is connected to the indoor unit.



For wall-mounted type

External input and output PCB

For Wall-mounted, Duct, or Cassette type, these parts are required when the external input and output function is used.

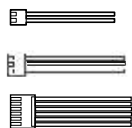


For Duct type and Cassette type



External input and output PCB box & bracket

Box and bracket for installing the External input and output PCB.



External connect kit & set
Connect the printed circuit board (PCB) to external devices.



Connection Units
Connection units are available to separate the pipes when connecting multiple indoor units in a Multi-split type or VRF system.



External power supply unit
The External power supply unit protects the increment in the system even if the power supply for some of the indoor units is shut down.

*Not a result of experiments in an actual use environment. Silver ion filter inhibits activity or growth of microorganism, but do not prevent infection.

Silver Ion Filter

UTR-FA16-5 / UTR-FA13-3 / UTR-FA03-5 / UTD-HFAA / UTD-HFRA / UTD-HFTA / UTD-HFTB / UTD-HFTC / UTD-HFNC / UTD-HFNB / UTD-HFNA / UTD-HFND / UTD-HFKB / UTD-HFKA



For Wall mounted / Floor
UTR-FA16-5 / UTR-FA13-3
UTR-FA03-5

For Cassette
UTD-HFAA / UTD-HFRA

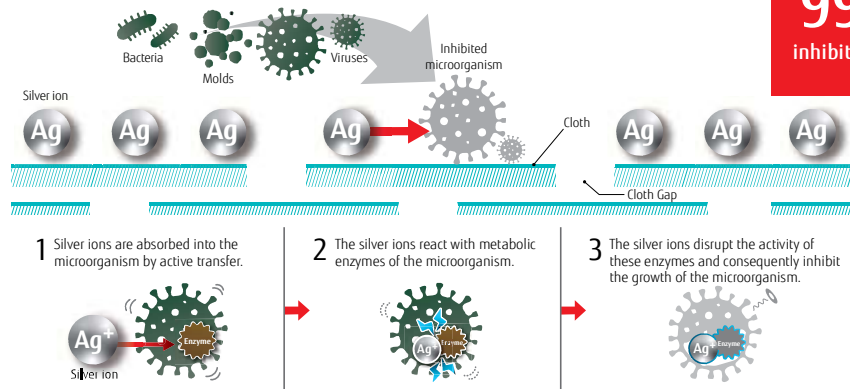
For Duct
UTD-HFTA / UTD-HFTB
UTD-HFTC / UTD-HFNC
UTD-HFNB / UTD-HFNA
UTD-HFND / UTD-HFKB
UTD-HFKA

The Silver ion filter helps to keep indoor air free from viruses, bacteria and molds.

(Not a result of experiments in an actual use environment. Silver ion filter inhibits activity or growth of microorganism, but do not prevent infection.)

The silver ion filter inhibits the activities of viruses*1, bacteria*2 and molds*3 trapped on the filter.

(Only effective when the microorganism is trapped on the filter with dust or droplet)



*1 [Testing organization] Kitasato Research Center for Environmental Science [Test Report] No. 2020_0408 [Test virus] Escherichia coli phage Obeta NBRC 20012 (1 type) [Test Method] Based on the antiviral test method for textile products (JIS L 1922) [Test results] Inhibited by at least 99% in 24 hours. Not tested to prevent transmission of SARS-CoV-2.

*2 [Testing organization] Kitasato Research Center for Environmental Science [Test Report] No. 2020_0409 [Test bacteria] Escherichia coli NBRC 3972 (1 type) [Test Method] Based on the determination of antibacterial activity and efficacy of textile products (JIS L 1902) [Test results] The growth of the test bacteria was inhibited by 24 hours testing

*3 [Testing organization] Kitasato Research Center for Environmental Science [Test Report] No. 2020_0410 [Test fungus] Aspergillus Niger NBRC 105649 and other fungi (3 types) [Test Method] Based on the test for fungus resistance (JIS Z 2911) [Test results] The growth of the fungus was inhibited by 28 days testing

The filter is easily removable* and hand-washable.

(*Wall mounted and floor models only)



*4 Hand-washing or vacuuming by 3 months is recommended. Cleaning frequency varies depending on the environment of use.

Specifications

Model name		For Wall mounted / Floor			for Cassette	
		UTR-FA16-5	UTR-FA13-3	UTR-FA03-5	UTD-HFAA	UTD-HFRA
Net Dimension (H × W × D)	mm	35 × 210 × 6	50 × 364 × 6	43 × 272 × 6	350 × 125 × 6	550 × 136 × 6
Weight	g	2	2	2	7	23
Quantity		2	2	2	1	1
Unit List Price	£	24	57	24	57	57

Model name		for Duct								
		UTD-HFTA	UTD-HFTB	UTD-HFTC	UTD-HFNC	UTD-HFNB	UTD-HFNA	UTD-HFND	UTD-HFKB	UTD-HFKA
Net Dimension (H × W × D)	mm	290 × 70 × 6	390 × 70 × 6	290 × 70 × 6 390 × 70 × 6	620 × 88 × 6	420 × 88 × 6	620 × 88 × 6	500 × 79 × 6	420 × 125 × 6	620 × 108 × 6
Weight	g	6	8	10	8	10	16	12	16	20
Quantity		2	2	3	1	2	2	2	2	2
Unit List Price	£	57	57	57	57	57	57	54	57	57

Auto louver grille kit

UTD-GXTA-W / UTD-GXTB-W / UTD-GXTC-W

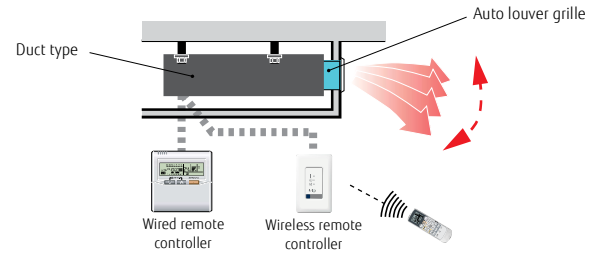


The optional clean-looking flat Auto louver grille kit blends into any interior and provides a comfortable airflow.

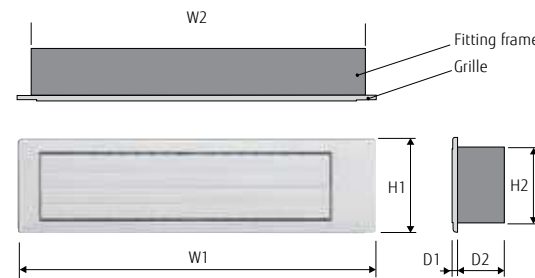


Flexible Control

- The Auto louver grille of the indoor unit can be operated in conjunction with the remote control of the indoor unit.
- **Vertical auto swing**
 - Auto airflow direction and auto swing
 - 4 steps selectable
- **Auto-closing louver**
The louvers will automatically close when the indoor unit stops operating.



Dimensions



Unit: mm

Model name	W1	W2	H1	H2	D1	D2
UTD-GXTA-W	683	645	180	148	9	84
UTD-GXTB-W	883	845				
UTD-GXTC-W	1,083	1,045				

Specifications

Model name			UTD-GXTA-W	UTD-GXTB-W	UTD-GXTC-W
Applicable indoor unit	SPLIT & MULTI-SPLIT		ARYG07/09LLTA ARXG07/09/12/14KSLAP ARXG07/09/12/14KLLAP ARYG07/09LSLAP	ARXG18KSLAP ARXG18KLLAP	
	VRF		ARXD007/009/012/014GLEH ARXK004/007/009/012/014GLGH ARXD04GALH ARXD004/005/007/009/012/014HLAH ARXP009/012/014HLAH	ARXD018GLEH ARXD018HLAH ARXK018GLGH	ARXD024GLEH ARXD024HLAH ARXK024GLGH
Power supply			Connecting with Control box of indoor unit		
Fixing Auto louver grille			Screwed to Flange or Square duct		
Extension Square duct limit			1.0 m (Max. duct length between indoor unit and Auto louver grille)		
Net Dimensions (H × W × D)		mm	180 × 683 × (84 + 9)	180 × 883 × (84 + 9)	180 × 1,083 × (84 + 9)
Weight	Net	kg (lbs)	2.0 (4.4)	2.5 (5.6)	3.0 (6.7)
Accessories			Fitting Flame, etc.		
Operating range	Cooling	°C	18 to 32		
		% RH	80 % or less		
Operating range	Heating	°C	16 to 30		
		°C	16 to 30		
Unit List Price		£	170	198	248

Pressure sensor kit

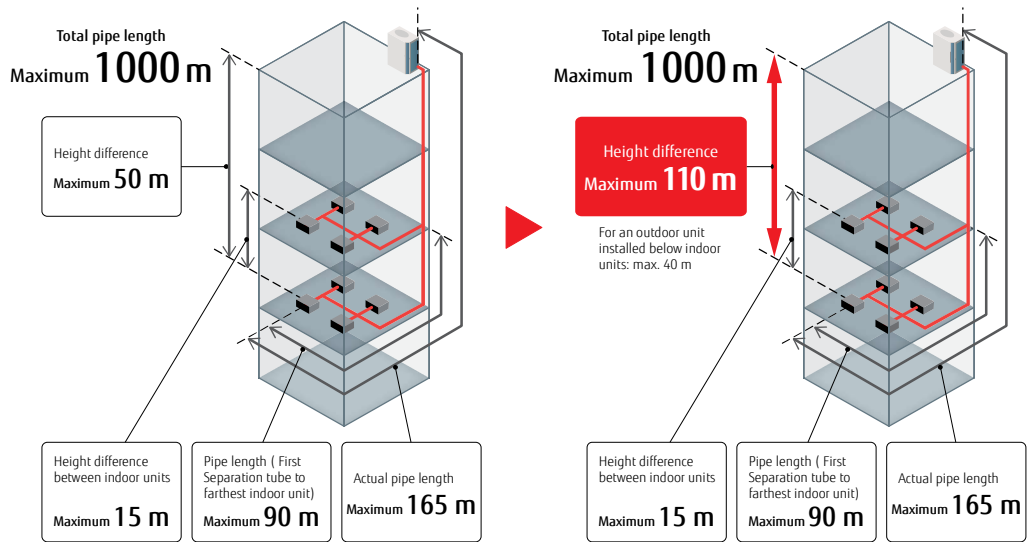
UTY-SPWX



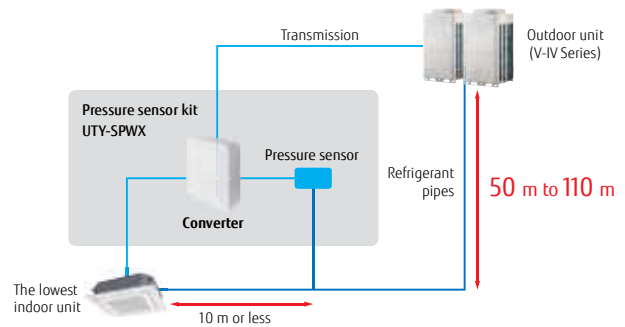
Design flexibility

The height difference between the outdoor unit and the indoor unit is normally 50 m for the V-IV Series, but can be extended to 110 m by installing the Pressure sensor kit.

(Can only be connected to the V-IV Series. Also, it can only be connected to outdoor units using outdoor unit software compatible with the product.)



System overview



Pressure sensor kit

Pressure sensor kit (Converter)	Refrigerant pressure sensor	Joint pipe

Specifications

Model name	UTY-SPWX	
Power supply	9 to 16 V DC	
Dimensions (H × W × D) (mm)	140 × 117 × 43	
Weight (g)	200	
Unit List Price	£	492

External power supply unit

UTZ-GXXA / UTZ-GXXC / UTZ-GXXD



The External power supply unit protects the increment in the system even if the power supply for some of the indoor units is shut down.

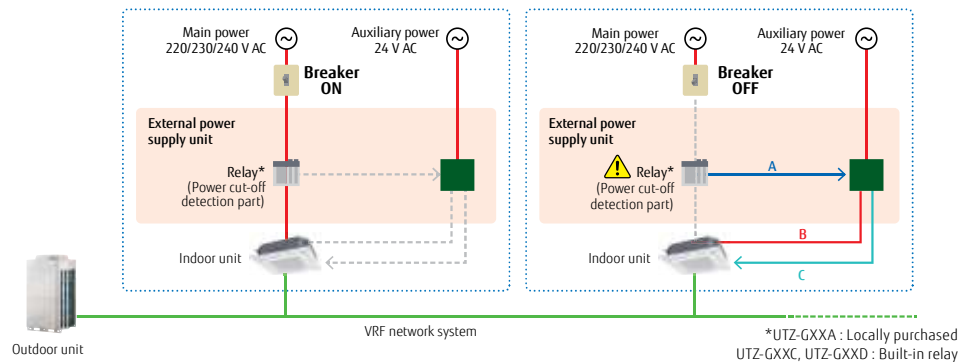
Connects to the External power supply unit to supply power to the indoor unit from the auxiliary power supply. This allows for continuous operation without system errors.

Built-in relays reduce installation time and cost.

The UTZ-GXXC and UTZ-GXXD have a built-in relay, which reduces installation time and cost.

High reliability

- A: Interruption of the main power supply is detected by the power cut-off detection part.
- B: Supplies power for driving the expansion valve of the indoor unit. (12 V or 5 V DC)
- C: Gives notification of the power supply from the External power supply unit.



Note

- When changing the power supply voltage to 24 V AC, use a power transformer with an insulated structure that complies with the regulations* of the installation region.
- A powered-off indoor unit driven by the External power supply unit is treated in the same way as an operation-off unit in the electricity charge appointment function. If standby power is generated, the result of the electricity charge appointment may not be zero.

* UL Class II or IEC 61558 Class III, for example.

Specifications

Model name	UTZ-GXXA	UTZ-GXXC	UTZ-GXXD
Power supply		24 V AC 50/60 Hz	
Dimensions (H × W × D) (mm)		97 × 200 × 178	
Weight (g)		800	
Unit List Price	£	217	

AIR BEAM

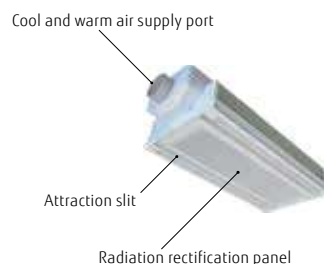
Radiation air outlet unit

*Production by order

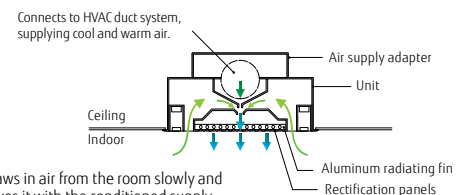
Price on application, Contact us for more details.



Key component



Cross-section view



Draws in air from the room slowly and mixes it with the conditioned supply air to create a comfortable airflow.

Built-in aluminum heat-dissipating fins and rectification panels help to disperse and rectify airflow.

Airflow rate (m ³ /h)	180 (160-215)	270 (240-325)
Grid	600 × 2	600 × 3
AIR BEAM For system ceiling (Integrated type)	KS-180	KS-270

Gas sensor kit

UTY-SGZY



NEW

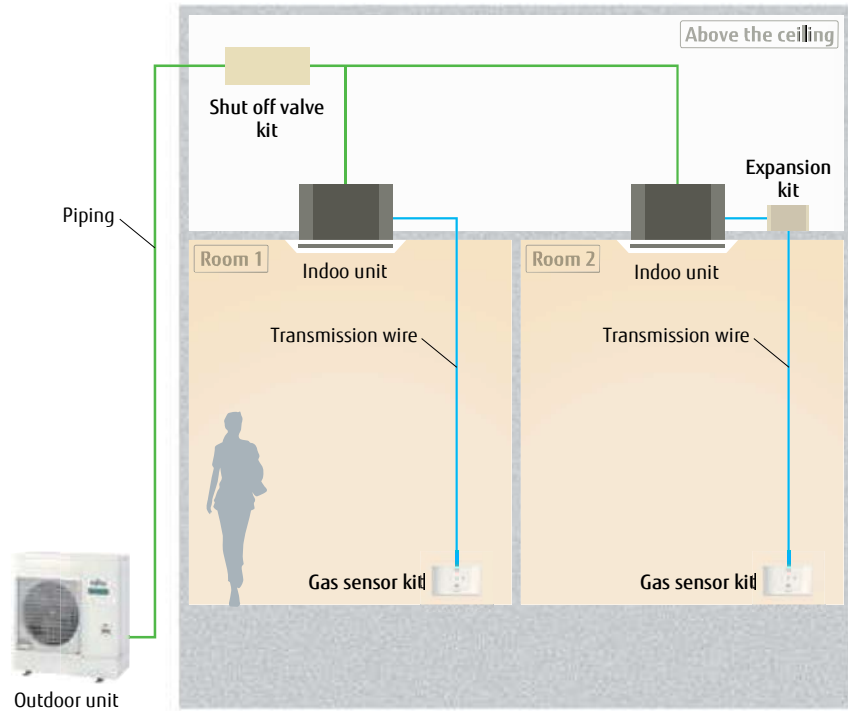



Enhanced disaster safety measures

The system is designed to meet the environmental safety requirements specified in the IEC 603352-40 standard for the use of R32 refrigerant. The environment requiring safety measures is determined by the size of the room in relation to the amount of refrigerant required.

For example, if the system is designed for maximum pipe length and the refrigerant charge is 6 kg, safety measures are required for rooms of 15 m² or less.

For Example: Total pipe length 120m


Shut off valve kit
UTP-GX027A, UTP-GX060A

Block the path to prevent refrigerant flow in the event of a refrigerant leakage.



Gas sensor kit
UTY-SGZY

Gas Sensor kit Used to ensure standards compliance and safety when R32 VRF products are installed.

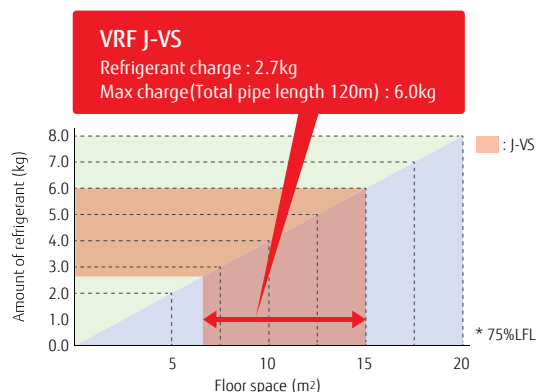


Expansion kit
UTZ-JXXA*

Used to ensure standards compliance and safety when R32 VRF products are installed.
*Connection cable (UTY-XWZXZL) is required.

Conditions requiring safety measures

The graph below will help you determine if a safety design is required when installing R32 VRF products. The amount of refrigerant in a refrigerant system determines the floor area, and if the room to be conditioned by the system is less than that area, a "shut off valve kit" and a "gas sensor kit" must be installed.

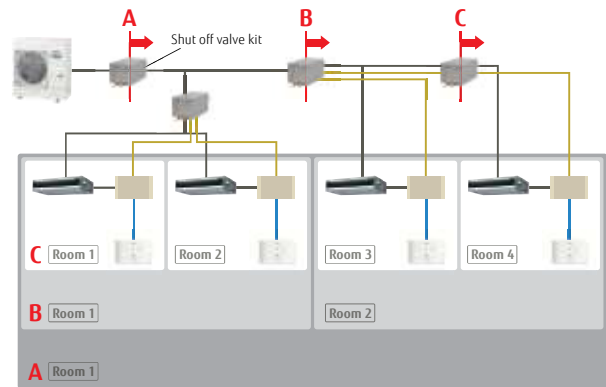


Refrigerant leak detector connection pattern

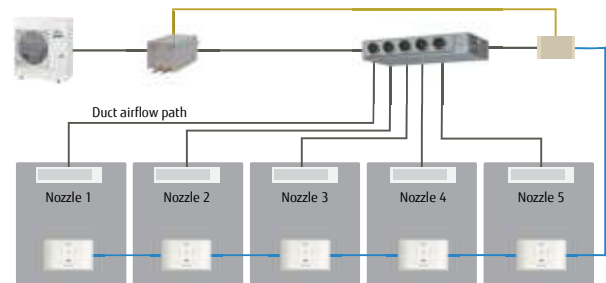
1) Corresponds to the case where the classification of air conditioner installation differs from property to property.

Installation position of "Shut off valve kit"

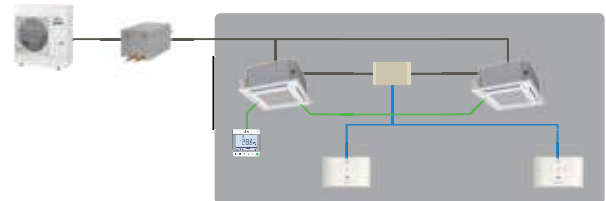
- A** Indoor unit 1~4 in one room
- B** Indoor units 1, 2 and 3, 4, if they are set up in two separate rooms.
- C** Indoor units 1~4 are installed in different rooms.



2) Multiple rooms or areas are air conditioned using ducted airflow paths



3) When operating multiple indoor units with a remote control group











Specifications

Model name	UTY-SGZY	UTY-JXAA	UTP-GX027A	UTP-GX060A	UTY-XWZXZL
Dimensions (H × W × D) (mm)	80 × 130 × 35	TBC	250 × 540 × 267	250 × 540 × 267	-
Weight (g)	500	TBC	TBC	TBC	-
Unit List Price	£	Future Release Price To Be Confirmed			

Optional Parts




For SPLIT/MULTI-SPLIT/SIMULTANEOUS MULTI-SPLIT

Separation tubes & Cassette Grilles			
<p>UTP-SX236A £94 UTP-SX254A £93 For 3-phase simultaneous multi-split</p> <p>UTP-SX272A £188 For Simultaneous multi-split Twin/ Triple/Double Twin</p> 	<p>UTP-SX354A £128 For 3-phase simultaneous multi-split</p> <p>UTP-SX372A £252 For Simultaneous multi-split Twin/ Triple/Double Twin</p> 	<p>UTG-UFYF-W £181 Grid type</p> 	<p>UTG-UFYD-W £181 Old style</p> 
<p>UTG-UGYA-W £224 For R410A 4-Way cassette</p> 	<p>UTD-LFNA £80 UTD-LFNB £80 UTD-LFNC £80 Long life filter For Medium static duct type</p> 	<p>UTD-LFKA £80 Long life filter For Big duct type</p> 	<p>COMTEST £43 Serial communication checker For all Splits and Multi type units</p> 







for SPLIT/MULTI-SPLIT/SIMULTANEOUS MULTI-SPLIT & VRF

Cassette Grilles, Fresh air kits, Ducted unit options			
<p>UTG-UKYA-W £286 For Circular flow cassette Supplied with controller</p> 	<p>UTG-UKYA-B £245 For Circular flow cassette</p> 	<p>UTG-UKYC-W £227 For Circular flow cassette</p> 	<p>UTZ-VXAA £383 Fresh air intake kit For Compact cassette</p> 
<p>UTZ-VXRA £479 Fresh air intake kit For Circular flow cassette</p> 	<p>UTY-SHZXC £80 Occupancy sensor For Circular flow cassette</p> 	<p>UTD-RF204 £40 Flange (Round) For Medium static duct/Ceiling type Pack of 4</p> 	<p>UTD-SF045T £56 Flange (Square) For Medium static duct type</p> 
<p>UTY-XSZX(Z1) £100 For all duct type</p> 	<p>UTD-LF25NA £80 Long life filter For Medium static duct type</p> 	<p>UTD-LF60KA £125 Long life filter For High static duct type</p> 	<p>UTZ-PX1NBA £95 Drain pump unit For Medium static duct type</p> 

Optional Parts



For SPLIT/MULTI-SPLIT/SIMULTANEOUS MULTI-SPLIT & VRF

Ducted unit & Ceiling unit options			
<p>UTZ-PX1NAB £95 Drain pump unit For Big duct type</p> 	<p>UTR-DPB24T £191 Drain pump unit For Ceiling type</p> 	<p>UTP-FX24A (18/22/24) £50 UTP-FX35A (30/36/45/54) £66 L-type piping kit For Ceiling type</p> 	<p>USB75010R £594 Echelon USB Adaptor Needed for UTYASGXZ1 UTYAMGXZ1 UTYALGXZ1 UTYAPGXZ1 UTYABGXZ1</p> 



Optional Parts



For VRF



















Cassette Grilles

<p>UTG-UNYA-W (004/007/009/012) £200 For One way flow cassette</p> 	<p>UTG-UNYB-W (014/018/024) £278 For One way flow cassette</p> 	<p>UTG-USYA-W £278 For 3D flow cassette</p> 	<p>UTG-UFYE-W £204 For Compact cassette</p> 
---	---	---	--













for VRF






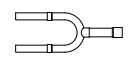
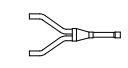
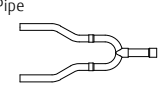
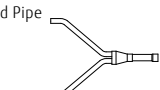
Separation tube

<p>UTP-AX054A £73</p> <p>Gas pipe</p>  <p>Liquid pipe</p> 	<p>UTP-AX090A £80</p> <p>Gas pipe</p>  <p>Liquid pipe</p> 	<p>UTP-AX180A £118</p> <p>Gas pipe</p>  <p>Liquid pipe</p> 	<p>UTP-AX567A £214</p> <p>Gas pipe</p>  <p>Liquid pipe</p> 
<p>UTP-BX090A £85</p> <p>Suction Gas pipe</p>  <p>Discharge Gas pipe</p>  <p>Liquid pipe</p> 	<p>UTP-BX180A £126</p> <p>Suction Gas pipe</p>  <p>Discharge Gas pipe</p>  <p>Liquid pipe</p> 	<p>UTP-BX567A £213</p> <p>Suction Gas pipe</p>  <p>Discharge Gas pipe</p>  <p>Liquid pipe</p> 	<p>UTP-LX180A £123 For DX kit</p> 

Header





<p>UTR-H0906L £215 UTR-H1806L £217</p> <p>Gas pipe</p>  <p>Liquid pipe</p> 	<p>UTR-H0908L £220 UTR-H1808L £224</p> <p>Gas pipe</p>  <p>Liquid pipe</p> 	<p>UTP-J0906A £286 UTP-J1806A £293</p> <p>Suction gas pipe</p>  <p>Discharge gas pipe</p>  <p>Liquid pipe</p> 	<p>UTP-J0908A £301 UTP-J1808A £307</p> <p>Suction gas pipe</p>  <p>Discharge gas pipe</p>  <p>Liquid pipe</p> 
---	---	--	---





Outdoor unit branch kit Separation tube for RB unit

<p>UTP-CX567A £214</p> <p>Gas Pipe</p>  <p>Liquid Pipe</p> 	<p>UTP-DX567A £213</p> <p>Suction Gas Pipe</p>  <p>Discharge Gas Pipe</p>  <p>Liquid Pipe</p> 	<p>UTP-EX060A £83</p> <p>Gas Pipe</p>  <p>Liquid Pipe</p> 	<p>UTP-EX096A £126</p> <p>Gas Pipe</p>  <p>Liquid Pipe</p> 
--	--	---	--



for VRF

EV kit		Shut off valve kit	
Model \leq 09: UTR-EV09XB £95 Model \leq 12: UTR-EV14XB £96 for compact wall-mounted type	NEW Model \leq 09: UTR-EV09XC Model \leq 12: UTR-EV14XC for R32 VRF wall-mounted type Price to be confirmed	NEW UTP-GX027A for R32 VRF indoor unit Price to be confirmed	NEW UTP-GX060A for R32 VRF outdoor unit Price to be confirmed
			

RB unit			
UTP-RX01AH £452 UTP-RX01BH £499 UTP-RX01CH £572 Single type	UTP-RX04BH £1,799 4 way multi type	UTP-RX08AH £3,459 8 way multi type	UTP-RX12AH £5,190 12 way multi type
			

Specifications

Separation tube

Model name	UTP-AX054A	UTP-AX090A	UTP-AX180A	UTP-AX567A
Total cooling capacity of indoor unit (kW)	19.6 or less	28.0 or less	28.1 to 56.0	56.1 or more
Model name	UTP-BX090A	UTP-BX180A	UTP-BX567A	
Total cooling capacity of indoor unit (kW)	28.0 or less	28.1 to 56.0	56.1 or more	

Header

Model name	3-6 Branches	UTR-H0906L	UTR-H1806L
	3-8 Branches		UTR-H0908L
Total cooling capacity of indoor unit (kW)	28.0 or less		28.1 to 56.0
Model name	3-6 Branches	UTP-J0906A	UTP-J1806A
	3-8 Branches		UTP-J0908A
Total cooling capacity of indoor unit (kW)	28.0 or less		28.1 to 56.0

Outdoor unit branch kit

Model name	UTP-CX567A (for V-IV)		UTP-DX567A (for VR-IV)	
Number of outdoor units	2 outdoor units		1	
	3 outdoor units		2	

EV kit

Model name	UTR-EV09XB		UTR-EV14XB		UTR-EV09XC	UTR-EV14XC
Application model	ASYE004GCEH ASYE007GCEH ASYE009GCEH	AGYE004GCEH AGYE007GCEH AGYE009GCEH	ASYE012GCEH ASYE014GCEH	AGYE012GCEH AGYE014GCEH	ASYE004HCAH ASYE005HCAH ASYE007HCAH ASYE009HCAH	ASYE012HCAH ASYE014HCAH

RB unit

Type	Single type				Multi-split type			
Model name	UTP-RX01AH	UTP-RX01BH	UTP-RX01CH	UTP-RX04BH	UTP-RX08AH	UTP-RX12AH		
Power source	V/Hz							230/1/50
Input power	W							17
Number of branches	1	1	1	4	8	12		
Maximum capacity of connectable indoor units (Q)	kW							$Q \leq 8.0$
Maximum capacity of connectable indoor units per branch (Q)	kW							$Q \leq 8.0$
Maximum Connectable Indoor Units per Branch								3
Dimensions (H × W × D)	mm							198 × 298 × 268

*1: When two RB units are connected in series (8 branches in total), the maximum capacity of the connectable indoor units is up to 56.0 kW.

Shut off valve kit

Model name	UTP-GX027A		UTP-GX060A	
Power source	V/Hz			
Input power	W			
Number of branches	1			
Maximum number of connectable Expansion kit	4			
Maximum capacity of connectable indoor units (Q)	kW			
Maximum capacity of Connectable Indoor Units per Branch (Q)	kW			
Dimensions (H × W × D)	mm			

Refrigerant Leak Detection

F-Gas Regulations

The regulations for F-Gas were introduced to assist in reducing higher GWP gases. The regulation includes the phasing out of HFCs by reducing quotas and banning certain products.

F-Gases are a collection of manufactured gases which are used in a wide range of industrial, commercial and domestic applications. These include systems such as refrigeration, air conditioning, solvents, and aerosols.

Refrigerant Leak Detection

To meet the requirements of BS-EN378 all air conditioning systems containing refrigerant gases that could leak into a Category Class A space (Hotel Bedroom or similar) must meet the limitations regarding maximum system refrigerant volumes that could leak within this space

If these aforementioned limitations are exceeded there must be an alarm system to alert the occupier through both audible and visual indication, this alarm must also alert the staff such as supervisors, night porters etc.

There is no specific requirement within this standard for the alarm system to be linked to the refrigerant system to pump down or stop the operation.

Fujitsu's Design Simulator program can be used to select a system and accurately plot the refrigerant pipe lengths, it will then calculate the actual refrigerant volumes based on the system size and the proposed pipe-work configuration, the result can then be used by the installer to confirm if leak detection is a requirement

Individual Sensors



TQ31

Monitors all refrigerant gases typically used in air conditioning systems.

Stand alone, single point refrigerant detector and alarm unit ideal for room monitoring. Simple installation replaces electrical socket

Resistant to cross sensitivity from hairspray and deodorants so are ideally suited in a Hotel / Bedroom environment.

Designed as a single point, self contained unit but can be connected to a TQ32 Area Alarm panel for remote monitoring and group alarms.

(available in 3 finish types White, Black or Stainless)

Area Alarm Panels & Central Alarm Panel



TQ32 (32 Channel expandable to 64 Channel)

The TQ32 Area Alarm Panel enables the group monitoring of commonly used refrigerant gases such as R410A in areas with air conditioning systems etc., using the TQ31 Refrigerant sensor.

It is designed to monitor a group of sensors in a specific area or floor and give an indication if any of its sensors have gone into alarm.

The TQ32 Area Alarm Panel will provide a local visual and audible alarm indication when any of its connected room sensors have entered the alarm state. It can also provide outputs for remote monitoring, reception or security stations for example as well as providing a plant trip signal.

There are 32 sensor inputs as standard, expandable to 64 inputs with the addition of an extra Sensor Input Board.



TQ35

The TQ35 Central Alarm Panel enables the group monitoring of up to 16 TQ32 Area Alarm Panels which in turn enables the group monitoring of commonly used refrigerant gases such as R410A in areas with air conditioning systems etc., using the TQ31 Refrigerant sensor.

The TQ35 Central Alarm Panel will provide a local visual and audible alarm indication when any of its connected TQ32 Area Alarm Panels have entered the alarm state. It can also provide outputs for an External Sounder as well as providing two common alarm volt-free contacts.




Specifications

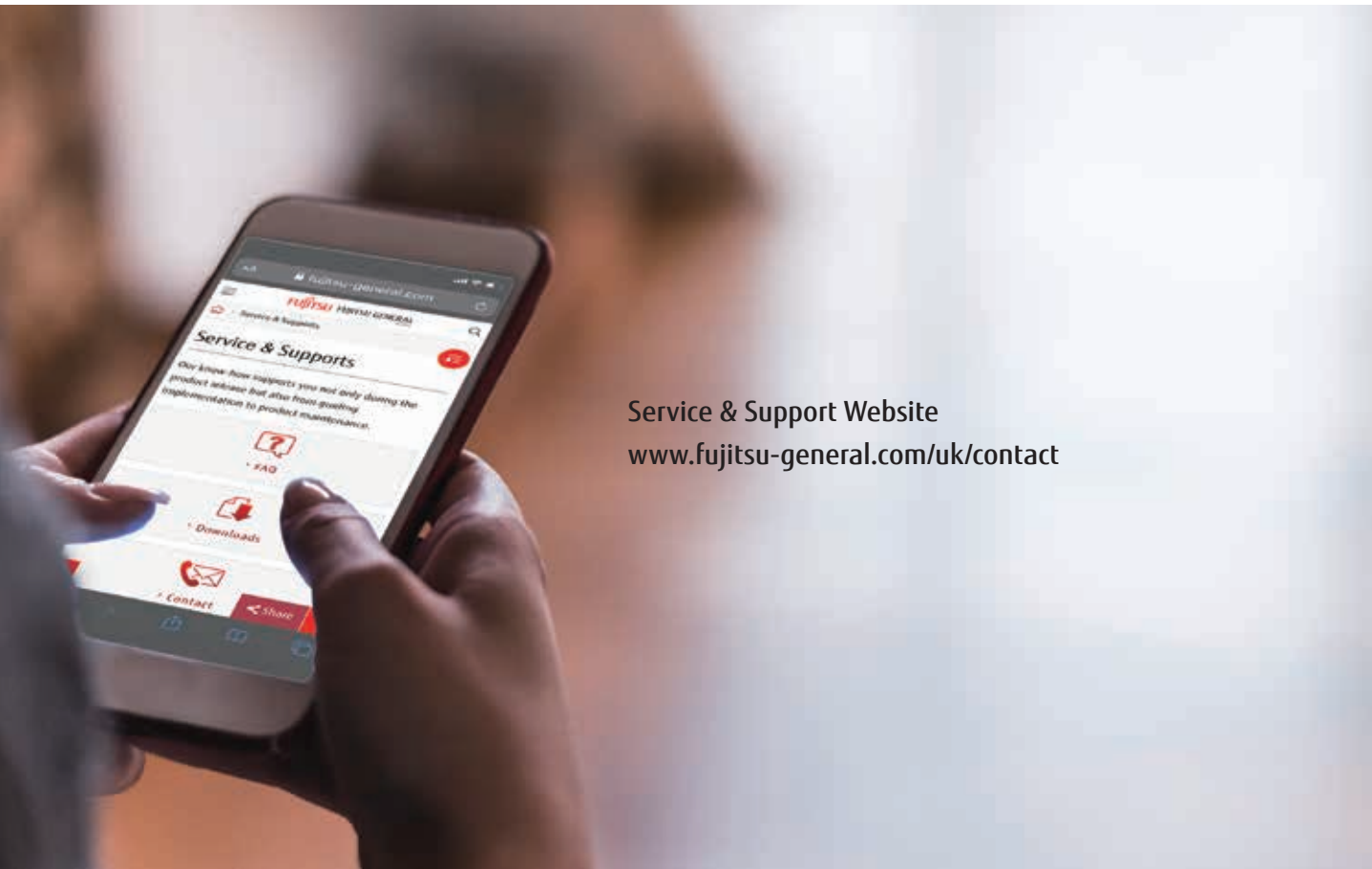
Model name	TQ31			TQ32 (32 Channel)	TQ32 (64 Channel)	TQ35
Power Source	220/240v 50Hz			220/240v 50Hz	220/240v 50Hz	220/240v 50Hz
Indicator LED's	Power, Alarm			Power, Alarm, Room Number	Power, Alarm, Room Number	Power, Alarm, Floor Number
Audible Alarm (minimum dB)	75			85	85	85
Gases Detected	Halocarbon Refrigerants			-	-	-
Detection Range	10000 PPM (factory setting 8000ppm)			-	-	-
Dimensions (H x W x D) (mm)	85 x 146 x 50			364 x 284 x 120	364 x 284 x 120	364 x 284 x 120
Weight (Kg)	0.3			1 approx.	1 approx.	1 approx.
Finish	White	Black	Stainless	-	-	-
Unit list Price £	349	357	363	2,143	2,429	1,857
Power Source	24vdc			Additional DC power pack*	-	-
Unit list Price £	363	371	377	1,414	-	-

*The TQ32 Area panel is also required

SUPPORT

- Sp-269 Mobile Technician troubleshooting app
- Sp-270 Commisioning, Troubleshooting & Fault Finding
- Sp-271 Technical Solutions
- Sp-271 VRF Strip & Rebuild





Service & Support Website
www.fujitsu-general.com/uk/contact



Mobile Technician

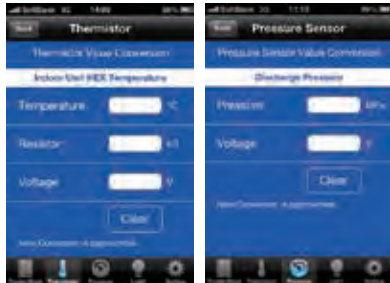
By FUJITSU GENERAL LIMITED

We will release an App for troubleshooting tools for iPhone, iPod touch and other Apple devices, and Android products for Fujitsu General air conditioners (Room air conditioner/ Packaged air conditioners VRF and ATW, "AIRSTAGE Mobile", and R32 calculation of allowable refrigerant capacity)

Use Error Code Check, Troubleshooting, and Sensor Check to understand the status of your air conditioner.



Mobile Technician **FREE**



Commissioning, Troubleshooting & Fault Finding



VRF Commissioning



Fujitsu General Air Conditioning UK Ltd offers a full commissioning service, which can include:

- The charging of additional refrigerant*
- Setting up of all Fujitsu control systems
- Operation testing and validation.

So that we can give you the best service possible, it is important to ensure that you are in attendance at the time.

A detailed commissioning report is produced per system to aid you with handover of the project.

If you require continued support throughout your project or dedicated project support, please speak to your sales representative who will liaise with the technical management team about facilitating this in the best way possible.

* Fujitsu General Air Conditioning UK Ltd do not provide the refrigerant on commissioning

Troubleshooting & Fault Finding



Our Fault Finding service is carried out on new and existing installations to identify problems and offer resolutions to ensure the system is returned to a fully operational condition in the shortest possible timeframe*†.

Our Fault Finding service is available across our entire product range.

During the Fault Finding process, our engineers will carry out assessments of the following to determine a resolution**:

- System design, application and specification
- Standard of installation
- Operational performance of equipment
- Current and historic fault codes

* Whilst our engineers will carry out a thorough assessment of the system and provide recommendations to rectify any issues, they do not carry spare parts and cannot provide a same day resolution in the event of a part failure. ** It is the responsibility of the customer to provide access to all of the affected equipment on site. † Whilst our engineer will identify any installation and setup issues that are affecting performance, it is the responsibility of the contractor to rectify any problems.

Technical Solutions

Meeting the increased demand for high quality, bespoke solutions across the UK, Fujitsu General Air Conditioning UK Ltd is committed to working with you to tailor our systems and solutions to your project requirements.



To discuss your requirements for any tailored solutions, please contact your Fujitsu General representative, who will liaise with the Technical Solutions Team to provide you with a quotation and lead time.

Workshop solutions

At our workshop in Hertfordshire, we modify standard Fujitsu General equipment to customer specifications in order to meet our clients' needs. We can offer bespoke modifications to suit your exact requirements – please speak to your sales representative to discuss how we can help you.

Typical modifications include:

- Repainting indoor and outdoor units
- Customisation of controls
- Adding valves to multi port RB boxes
- Strip and rebuilds
- Blygold coating

Bespoke re-sprays

If you require units in customised shades for aesthetic or planning reasons, we offer a unit repainting service to any specified RAL colour.

Our offering provides a uniform and professional finish. This service usually takes 2-3 weeks (from receipt of the unit in our workshop) and is available for all units.

Minimum lead time: 2-3 weeks

Applicable units: All



Blygold treatment for heat exchangers

Fujitsu Air Conditioning UK Ltd offers additional treatment for Heat Exchangers to protect against corrosion and pollution, ensuring the long term efficiency of the units. We apply a Blygold treatment to the coil and fins. This is recommended for salt-laden air (coastal) projects or areas in which high levels of pollutants can create a barrier between the air and the heat exchanger.

Minimum lead time: 2-3 weeks

Applicable units: All condensers



VRF Strip and Rebuild

Our Strip and Rebuild Service offers you the benefit of time and cost savings. This means that you can have VRF outdoor units delivered to site in portable components, so that they can be transported to the roof without the need for cranes or applying for road closure permissions.

When asking for a quotation or ordering, please state the unit you require and also that you require a strip and rebuild service.

Minimum lead time: 3 weeks

Applicable condensers: VRF

Notice regarding specifications

I.U. = Indoor Unit O.U. = Outdoor Unit Qu = Quiet * = Not decided yet

- Specifications and design are subject to change without notice for future improvement.
- For further details, check with our authorized dealers.
- Cooling and heating capacities are based on the following conditions:

Cooling	Indoor temp. : 27°C DB/19°C WB Outdoor temp.: 35°C DB/24°C WB	Heating	Indoor temp. : 20°C DB Outdoor temp.: 7°C DB/6°C WB
---------	--	---------	--


- UK Cooling and heating capacities are based on the following conditions.

Cooling	Indoor temp. : 23°C DB/16°C WB Outdoor temp.: 30°C DB	Heating	Indoor temp. : 20°C DB Outdoor temp.: 0°C DB
---------	--	---------	---

- Performance tests are conducted in accordance with EN14511.
- Seasonal efficiency tests are conducted in accordance with EN14825.
- Sound power tests are conducted in accordance with EN12102.



Fujitsu General (Thailand) Co., Ltd.



ISO 9001 Certification number: 01 100 075229
ISO 14001 Certification number: 01 104 9245

Fujitsu General (Shanghai) Co., Ltd.



ISO 9001 Certification number: 01 100 79269
ISO 14001 Certification number: CNBJ312244-UK

Fujitsu General Central Air-conditioner (Wuxi) Co., Ltd.




ISO 9001 Certification number: 15917020073R5M
ISO 14001 Certification number: 15918E20021R5M

- The products and equipment listed in this catalog contain fluorinated greenhouse gases.
- "AIRSTAGE" is a worldwide trademark of Fujitsu General Limited, and a registered trademark in Japan and other countries and regions.
- iPhone and iPod touch are trademarks of Apple Inc., registered in the United States and other countries.
- "Microsoft," "Windows," and "DirectX" are trademarks of Microsoft Corporation in the United States and other countries.
- "Intesis" is a registered trademark of HMS Industrial Networks in the European Union and is trademarked in the rest of the world.
- "BACnet" is a trademark and registered trademark of the American Society of Heating, Refrigerating and Air-Conditioning Engineers, Inc.
- "MODBUS" is a registered trademark of Schneider Electric.
- "LONWORKS" and "Echelon" are trademarks of Echelon Corporation registered in the United States and other countries.
- "Adobe" and "Acrobat Reader" are either registered trademarks or trademarks of Adobe in the United States and/or other countries.
- "Android" is a trademark of Google LLC.
- Other company and product names mentioned in this document may be the registered trademarks, trademarks or trade names of their respective owners.
- "FCLair" is a worldwide trademark of Fujitsu General Limited.
- "Bluetooth" is a registered trademark of Bluetooth SIG, inc.

Distributed by:



Head Office – North East
South Shore Road, Gateshead NE8 3AE – Tel: 0191 549 6964
Scotland
Unit 3 Glenburn Court, College Milton, East Kilbride, Glasgow G74 5BA – Tel: 01355 234 776
North West
1 Whiteside, Station Road, Holmes Chapel CW4 8AA – Tel: 01925 820 000
Web: www.cdlweb.info
Email: sales@cooldesignsltd.co.uk



Fujitsu General Air Conditioning UK Ltd
150 Centennial Park, Centennial Avenue,
Elstree, Borehamwood
WD6 3SG
0208 731 3450
www.fujitsu-general.com/uk/