


Toshiba Air Conditioning - RAV-GM Data Sheet

RAV-GM1401UT-E 4-Way Smart Cassette

Features

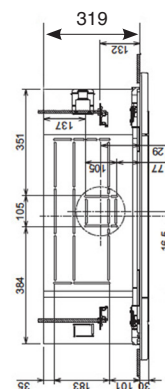
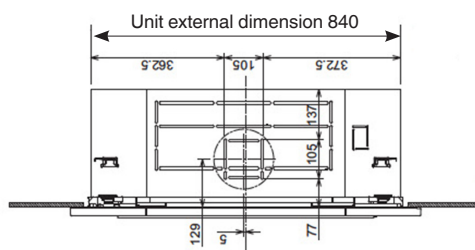
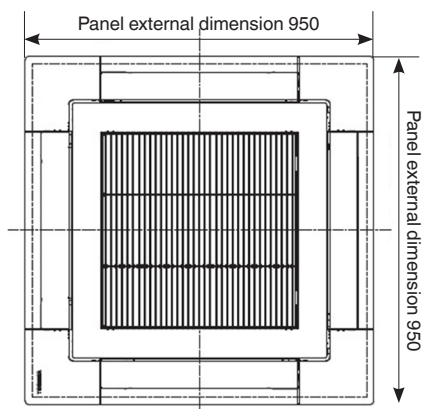
- New elegant flat panel design
- Perfect grid ceiling fitment
- High-efficiency heat exchanger with magic coil treatment
- Unique louvre design for strong or weak directional air diffusion
- 5-step air flow control



Technical Data

| Model reference | | | RAV-GM1401UT-E |
|-------------------|----------------------------------|-------------------|--------------------|
| Nominal | Cooling Capacity | kW | 12.5 |
| | Heating Capacity | kW | 14.0 |
| | EER/COP | W/W | 4.30/4.61 |
| UK | Cooling Total/Sensible | kW | 11.9/9.4 |
| | Heating | kW | 9.76 |
| Cooling EN14825 | Range Min. - Max. | kW | 3.1 - 14.0 |
| | Power Input | kW | 2.91 |
| | Pdesign | kW | 12.5 |
| | SEER/Energy Efficiency Class | | 8.30/A++ |
| | Seasonal Energy Consumption | kWh/a | 903 |
| Heating EN14825 | Range Min. - Max. | kW | 2.6 - 16.5 |
| | Power Input | kW | 3.04 |
| | Pdesign | kW | 9.6 |
| | SCOP/Energy Efficiency Class | | 4.97/A++ |
| | Seasonal Energy Consumption | kWh/a | 2702 |
| Air Flow | High - Medium - Low | l/s | 625 - 475 - 325 |
| | High - Medium - Low | m ³ /h | 2250 - 1710 - 1170 |
| Sound | Pressure High - Medium - Low | dB(A) | 48 - 41 - 33 |
| | Power High - Medium - Low | dB(A) | 61 - 55 - 48 |
| Unit | Height x Width x Depth | mm | 319 x 840 x 840 |
| | Weight | kg | 25 |
| Panel | Height x Width x Depth | mm | 30 x 950 x 950 |
| | Weight RBC-U41PG(W)-E | kg | 5 |
| Pipe Connection | Flare Connections (gas - liquid) | inch | 5/8 - 3/8 |
| | Drain Pipe Connection OD/ID | mm | VP32/25 |
| Remote Controller | | | RBC-AMT32E |
| Power Cable | Outdoor to Indoor | | 3 core + earth |

Dimensional Drawings



Cool Designs Ltd

Raising the Standards in Air Conditioning Distribution

www.cdlweb.info

