

## Toshiba Air Conditioning - RAS Data Sheet

### RAS-07BKV-E

### Mirai High-Wall Inverter



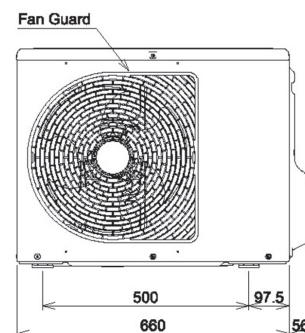
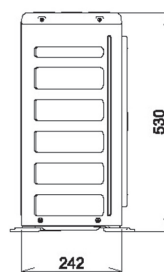
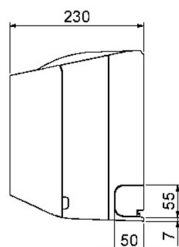
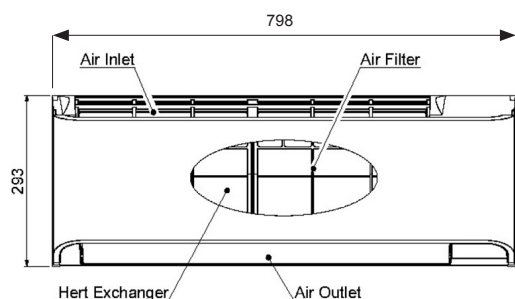
#### Features

- A new design that improves the energy efficiency of entry-tier level to A+/A+
- Operating range down to -15°C in cooling mode
- New high-wall with dustless heat exchanger and EZ service construction
- Self-diagnosis, hi-power, self-cleaning, ECO, off timer, swing and heating only compatibility
- Extra features with the optional controller: power select, comfort sleep, on-off timer, 8°C and weekly timer

#### Technical Data

Model reference indoor unit		RAS-07BKV-E
Nominal cooling	kW	2.0
Nominal heating	kW	2.5
UK cooling	kW	1.95
UK sensible cooling	kW	1.68
UK heating	kW	1.40
Annual power consumption	kWh	290
Sound pressure (cool/heat - high)	dB(A)	38/38
Air flow (cool/heat - high)	m <sup>3</sup> /h	522/534
Dimensions (H x W x D)	mm	293 x 798 x 230
Unit weight	kg	9
Model reference outdoor unit		RAS-07BAV-E
Maximum running current	A	2.70
Suggested fuse size	A	10
Power supply	V-ph-Hz	220/240-1-50
Interconnecting cable		3-core + earth
Sound pressure (cool/heat)	dB(A)	48/50
Air flow (cool/heat - high)	m <sup>3</sup> /h	1740/1800
Dimensions (H x W x D)	mm	530 x 660 x 240
Unit weight	kg	21
Pipe sizes (liquid-suction)	inch	1/4-3/8
Maximum pipe length/height difference	m	15/12
Pre-charge pipe length	m	15
Factory charge	kg	N/A
EER/COP		3.45/3.91
SEER/SCOP		5.6/4.0

#### Dimensional Drawings



Cool Designs Ltd

Raising the Standards in Air Conditioning Distribution

www.cdlweb.info

